

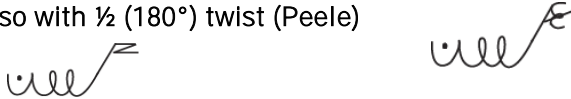
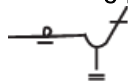



		Please check on the usagym.org site-Women: Rules: Optionals or under member updates for the latest versions of the Appendix Items and replacement pages.
Pg #	Event	
		Posted September 21, 2015
64	Bars	#5. Level 6 Restrictions add new c. <i>Flight (release) elements that transfer from HB to LB or LB to HB are NOT allowed at Level 6, regardless of value</i> . Change current c. to d.
		Posted September 14, 2015
35	Vault	5. Other Deductions: f. Change to: <i>Run approach without going over the vault table (Balk) No deduction</i> Add bullet: • <i>2nd or 3rd balk VOID</i>
230	Floor	II. A. 4. Corrected spelling errors: The gymnast is allowed to jump within the boundaries of the Floor Exercise mat to <i>warm up</i> her legs while <i>waiting</i> for the signal to compete.
243	Floor	4. a. 4) Change in parenthesis: (<i>applies to Levels 6-9</i>) to (<i>applies to Levels 8-9</i>)
		Posted July , 2015
Pg #	Event	
1	General	I. B. 3.a. 1) b) Coach of a competing club <i>Example: a parent whose offspring is a coach of a competing club is affiliated with that club regardless of whether or not the coach is on the floor working at a specific meet.</i>
		I.B.3.a.1)d) & I.B.3.a.3) Change Women's Artistic Team member to "Women's Artistic Jr. Olympic or Xcel Team member"
		I. B. 3. a. 2) add a bullet: • a judge who critiques or coaches at a specific gymnastics club on an approximately once a week basis is considered affiliated with that club.
2 thru 10	General	Rights & Duties of Meet Officials/Meet Referee is being reorganized for match the list in R&P. See revised pages posted on website in July 2015.
5	General	14. h. 1) (Will be page 6, 12.i. in revised pages): Incorrect attire, add bullet. Exception: For medical or religious reasons, reasonable and accommodating exceptions to proper attire can be reviewed by the RTCC and RJOCC OR RXCC. See R & P for specific procedures for approval.
		14. i. Failure to observe specified warm-up time: add See Vault & Floor for specific allowable procedures.
6	General	14. r. (Will be page 7, 12. s. in revised pages) Absence of music or music with words or song/speech. Add bullet: Refer to Section V-FX, Chapter 1, III. For specifics on music approval procedures.
12	General	H.4.c. add to end (or all judges have entered their score into the electronic scoring system).
16	General	D. Add to end of first paragraph: The RTCC will then return the signed Element Evaluation form to the coach indicating the final decision as to the value to be awarded.
		D. 3. Delete reference to JO-NIT (National Invitational Tournament)
19	General	III. Composition, 2.b. Value parts from different groups and different elements within those groups
21	General	IV. Top of page-Clarifications on steps on landing: #5. last sentence, change ending to "the landing on Bar/Beam dismounts, on Vault and on an isolated salto or last salto in Acro Series on Floor Exercise.
26	General	III. D.3. moved to a new III. E. regarding use of video review. Please see revised page 26 for reorganization & changes.
30	Vault	II. A. 4. Add: Exception-If a Level 8 gymnast attempts/performs a second vault, the score for the second vault is the Final Score, regardless of the result.
		II. B. Supplemental Approaches: The gymnast has the right to perform one (1) or two (2) vaults.
		II.B 1. A balk (a running approach that does not result in going over the vault table) is considered an attempt.

		II.B. Combine 2. &3. to read: If the gymnast either stops mid-run, runs off the runway, makes contact with the hand placement mat, safety zone mat, board or vaulting table, without going over the vault table, it is considered a balk and counts as one of the three approaches to complete one or two vaults. a. If the gymnast balks two times, the second balk counts as a Void (0 score) vault.
		II.B. Add #5. New chart of examples for determining the final Score (see revised page 30)
31	Vault	II. E. Coaching deductions #2. Add bullet: Exception: At Level 8 ONLY, if the coach spots (assists) the gymnast during the post-flight phase, the vault is scored and each judge applies a deduction of 1.00.
32	Vault	6. Change to Level 8 Vault regulations and add a. before the paragraph currently there describing the permitted vaults.
		Add 6. b. A Level 8 gymnast may attempt one or two vaults. If a second vault (same or different) is attempted/performed, the score for the second vault is the FINAL score, regardless of the result.
		II. E. 10. add e. It is not considered exceeding warm-up time if a gymnast who is next to compete on vault runs or jumps on the vault runway following the previous competitor's final vault. The gymnast may NOT run or jump in front of the vault judges' table. A warning would be given in this instance for exceeding the warm-up time.
33	Vault	G. Specific Apparatus Deductions, 2. Support/Repulsion Phase: a. 5th bullet-Add "Legs bent in support for all vaults with saltos" Up to 0.20
		G. 2. e. Too long in support (applies to all Level 6-10 NON-SALTO vaults from any Group)
		G. 2. f. Angle of repulsion: (applies to all Level 6-10 NON-SALTO vaults from any Group)
34	Vault	The following will be on revised page 35: 5. Other Deductions, e. Add bullet: Level 8 ONLY: Spotting assistance in post-flight 1.00 deduction
55	Bars	I. C. Matting regulations for mounts - 1. change a. to bullet; move b. to 2. end of paragraph.
		I. C. 2. a. & b. The board, mount trainer mat or folded mat may ...
64	Bars	I. 1. Cast to Handstands, f. add bullet, Also applies to casts into all "underswing-type" dismounts (straddle, pike and clear)
70	Bars	I. 9. Pak Salto, Change bullet to a. and add b. If full support on the feet occurs on the mat BETWEEN the bars after the gymnast catches the low bar, award value-part credit for the Pak salto. Deduct for a Fall; it is not eligible for bonus.
		I. 9. add c. If the gymnast has full support on the feet on the mat IN FRONT of the low bar (past the vertical line of the LB), the fall is considered on the glide, not the Pak salto.
		I. Add 13. Shaposhnikova-type elements (#3.401, 6.405, 7.410): An "up to 0.10" deduction is applied if the backward swing does not achieve a minimum of horizontal.
75	Bars	C. Level 8 Special Requirements: 2. & 3., a. 2) Delete Exceptions paragraph and change to "Examples":
		C. 2 & 3 a. 2. add d: Underswing (#3.203) or long swing with ½ turn over LB to hang on LB (#4.204), ,
		add e. Counterswing backward in straddle or pike with flight over LB to hang on LB (#2.205)
		add f. Underswing [clear (#3.301) or pike sole circle (#7.310)] or Stalder (#6.305) with counter movement forward in flight to hang on HB (#6.305)
77	Bars	Level 6 Special Requirements: 4. Minimum of A dismount, add c. The Level 4 dismount (tap swing forward with ½ turn) is not listed as an "A" in the JO Code and cannot fulfill the Level 6 dismount SR.
79	Bars	IV. C. Change to: Intermediate (Extra) Swing/Extra Cast
		Add #9 The following occurrences are NOT considered extra swings/casts and would possibly receive deductions for rhythm and execution:
		Add 9. a. Performing consecutive sole circles on LB in the attempt to stand and jump to HB

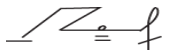


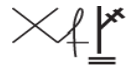
		Add 9. b. In the attempt to perform a cast handstand ½ pirouette, the gymnast does not reach handstand, swings down to another glide kip and casts again (one or more times).
83	Bars	III. Large faults G. Intermediate (extra) swing/cast change 0.3 to 0.30
100	Bars	Add in second row, 4th column (D): #1.416 Jump to clear support in reverse grip on low bar, clear hip circle forward to handstand with ½ (180°) turn (Garner) 
116	Bars	Add to #5.302 Front Giant: also with hop-grip change to regular (overgrip) 
137	Bars	#8.505 1st description (Flyaway-double salto backward stretched) add: also with ½ (180°) twist (Peele) and also with scissor split of legs to close before landing (Rickett) 
153	Beam	g. #2.305 Switch-leg leap: 2), add bullet • If the split is less than 135°, award "A" Value Part credit; however, this leap cannot fulfill the leap/jump with 180° Special Requirement.
		i. #2.405 Switch-side leap: add new 4) If the gymnast swings the first leg to a minimum of 45° but begins the ¼ (90°) turn early (before the first leg begins to swing backward), apply the "Lack of precision in dance elements" deduction of "Up to 0.10". Renumber remaining: 4) to 5), 5) to 6), 6) to 7)
162	Beam	III. A. 4. All series are considered broken if the following occurs; c. change to "Repositioning of leg(s) or pivoting."
163	Beam	IV. Compositional deductions, A. add new #2. Lack of variety in choice of Acro Elements: All Acro "high points" are the same element or variation of same element. Up to 0.10 renumber original #2 and 3 to 3 and 4.
166	Beam	C. Large Faults: Add #7. Use of supplemental support 0.30 Examples: a. Foot/feet remain on mat or board as mount is completed b. Foot/feet make contact with the mat in cross straddle sit during exercise
179	Beam	#1.109 Change description to: From side stand frontways with take-off from one or two feet-back hip pullover to front support
180	Beam	#1.211 Jump with bent hips to side planche - delete "with bent hips"
		#1.311 Jump with stretched hips to planche, delete "with stretched hips" add "planche = clear front support at horizontal"
185	Beam	Add to #2.301: Leap forward (minimum 135° leg separation) to land on one leg with grasp of rear leg prior to landing, free leg held in vertical (180°) split with hand above head, free hand optional (Dillman) 
187	Beam	#2.403, 2nd description: After "Straddle jump with 1/2-3/4 turn to front side support", add (Companiononi)
200	Beam	#5.101 and 5.201, add "also with hand holding free leg" to end of description. Add new symbols: 
203	Beam	#5.206 change description to: "From a side front support, cast to handstand or from kick up to handstand with large arch span in cross or side position, also piked with one leg vertical, other leg bent (2 sec.)"
209	Beam	Add to #7.402 2nd description of Swing through front aerial, add "also to land in kneel/sit (Stevens)" 



230	Floor	II. A. Touch warm-up; add #4. Gymnast is allowed to jump within the boundaries of the Floor Exercise mat to warm up her legs while waiting for the signal to compete.
		III. Music regulations, #3. Delete 2nd sentence. Change to: The RTCC will forward the music to the National Technical Committee Chair, JO Program Director and JO Technical Director. The NJOPD will send the final decision on the official music approval form to the coach (with a copy to the RTCC, NTCC and NJOTD).
237	Floor	b. Switch-leg leap: 2) Add bullet: If the split is less than 135°, recognize it as a different element (Switch-hop - A value). Because the split is not a minimum of 135°, the element cannot be used to fulfill the Special Requirement for the leap element in the Dance Passage.
		e. add new #4. If the gymnast swings the first leg forward to a minimum of 45° but begins the ¼ (90°) turn early (before the first leg begins to swing backward), apply the "Lack of precision in dance elements" deduction of "Up to 0.10". Renumber #4-6 to #5-7
238	Floor	j. Note after bullet: Change #2.209 to 2.208
243	Floor	4. a. change bullet to read: In the case of performing more than one restricted element at Level 8 or 9, if the salto intended to be used to fulfill the "last salto" Special Requirement does NOT receive Value-Part credit, deduct an additional 0.30 from the Start Value. Example: A Level 9 gymnast performs a 2½ twist (D) in the 1st pass; then performs a Front pike (B), Round-off, Flic-flac, Double back salto tucked (D-no value-2nd restricted element) for the last pass. The Front pike still fulfills the minimum of B salto in the last acro series; therefore, the 0.30 would NOT be applied.
244	Floor	Change for EXAMPLE at top of page to: A gymnast performs two acro (tumbling) passes early in the routine. Near the end of her exercise, she runs down the diagonal for her last acro pass and fails to perform the salto element. Deduct 0.50 for not fulfilling the Special Requirement of the last salto, plus 0.30 for no attempt to perform the last salto.
246	Floor	top of page, #4. Add c. An illusion 1/1 (with brief touch of floor with one hand = A) or (without touching floor with hand or free leg = B) may be used to fulfill the Level 6 and 7 Special Requirement of a Minimum of 360° Turn on One Foot.
248	Floor	M. Clarification in landings of an isolated Acro element or the last element in an Acro Series - change to read " There is no penalty for landing with the feet a maximum of hip-width apart, provided that the gymnast either slides the heels together or takes a small, CONTROLLED step forward (out of a forward acro element) or backward (out of a backward acro element) to a lunge. Do not deduct unless the landing position appears out of control.
271	Floor	Add new element #2.105 1/1 illusion turn (360°) through standing split without touching floor with free leg (brief touching of floor with one hand permitted)
		#2.205 add to description: Illusion turn (360°) through standing split without touching floor with free leg or hand change symbol to 
Posted February 24, 2015		
Pg #	Event	
133	Bars	#8.101, 8.201, 8.301, 8.401 (3 elements) & 8.501: Change the start position to: <i>From HB -</i>
		#8.101 & 8.201: after the word "underswing" add <i>(toe-on or clear)</i>
December 2014 with updates from the TC meeting October 24-26, 2014		
Pg #	Event	
1	General	3.a.1) b) & c) change the word "team" to "club".


3	General	#24. Change to: Checks with scoring personnel to verify that scores for all gymnasts are entered and all inquiries have been resolved.
19	General	III. B. 4.a. Add an example: A Level 8 gymnast performs a back layout with double twist on floor (C-value), but is awarded a "B". It should be regarded as a "B", not a "C" for compositional consideration.
21	General	Clarification on steps on landing (top of page) Add: #5. If the gymnast lands with feet apart or staggered and then continues to take steps, deduct only for the steps. The deductions for landing with feet apart/staggered are to be applied only when the gymnast "sticks" the landing on Bar/Beam dismounts and Vault.
35	Vault	Clarification on steps on landing (bottom of page) Add: #4. If the gymnast lands with feet apart or staggered and then continues to take steps, deduct only for the steps. The deductions for landing with feet apart/staggered are to be applied only when the gymnast "sticks" the landing.
59	Bars	B. 1. Change to read: All dismounts MUST be performed from the bar designated in the element description in the Bar Element section to receive a value. Add Example; Gymnast performs a Toe-on Front salto dismount from the LB. LB is not designated as a choice in the JO Code, therefore, no Value part credit is awarded. It cannot fulfill Special Requirement (-0.50) and the gymnast also receives a deduction of 0.30 from the Start Value for no dismount.
87	Bars	#5 delete the word "on HB" after "D" or "E" release and add another example of a B flight element that upgrades to C following a D or E release.: Shaposhnikova-type element to a #4.204 (long swing forward with ½ turn and flight over LB to hang on LB (not to handstand).
163	Beam	IV. 3. Lack of Balance between Acro and Dance Elements: add c. The following elements will be considered as "Dance" elements: Group 1-Mounts: 1.101, 1.201, 1.301, 1.401, 1.102 (1st & 3rd descriptions), 1.202, 1.104, 1.105, 1.305, and 1.405. Group 4 - All Wave elements and Group 5 -Holds/Stands: 5.101, 5.201, 5.102, 5.302, 5.402, 5.103, and 5.203.
229	Floor	I. C. Bullet: Middle of paragraph: "The matting must extend a minimum of 5 feet from the edge of the boundary line and extend a minimum of 6 feet from the corner of the carpet down each side of the Floor Exercise area.
230	Floor	III. Music Regulations, A. add #3. If a coach has any question of the music containing words, the music should be sent to the RTCC from their region. The RTCC will convey the final decision to the coach.
245	Floor	C. Level 6 Floor Exercise Special Requirements: #1. a. Acro elements may be flight or non-flight <i>from Element Groups 5, 6, 7, or 8. The Roll category (Group 4) may not be used to fulfill this Special Requirement.</i>
248	Floor	Reword 3rd sentence to: "A small, CONTROLLED step forward (out of a forward acro element) or backward (out of a backward acro element) to a lunge is acceptable.
Posted September 5, 2014 with revisions in RED BOLD font posted on September 30, 2014		
Pg #	Event	Change or Addition
17	General	4. Level 7 Restrictions: a. Change to "Only "A" and "B" elements, <i>selected "C" elements on Bars, and ONE "C" dance element on Beam and Floor</i> are allowed.

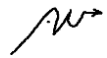


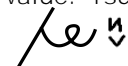

Pg #	Event	Change or Addition
18	General	Top of page: change b. to: "All "C" (or more difficult) elements (<i>other than the aforementioned allowable "C"s" on Bars and the one "C" Dance element on Beam and Floor</i>) that are performed/attempted, whether or not completed successfully:
20	General	C. 1. Slight/Small Faults: add to b. Slight hop, small adjustment on landing <i>or landing with feet staggered on UB/BB dismounts add h. Landing Bars/Beam dismount with feet wider than hip-width apart 0.10</i>
21	General	Clarification on steps on landing: Add <i>#4. If the gymnast lands a Bar or Beam dismount with feet a maximum of hip-width apart, there is no deduction provided that she slides her heels together on the controlled extension. If the entire foot slides or is lifted off the floor to join, it is considered a small step.</i>
27	General	Add <i>VI. Re-evaluation of exercises A. If a judge realizes that a gymnast was mistakenly judged using the incorrect rules for her level, the routine may be re-evaluated using the appropriate rules to determine the correct Start Value and specific compositional deductions, based on the judges' shorthand. This re-evaluation must occur within 5 minutes of the end of the competition for that session. The judging panel must notify the Meet Referee and the scoring personnel that the re-evaluation is to occur. The coach must be notified immediately of any score change.</i>
27	General	Add <i>VI. Re-Evaluation of Exercise B. At State and above Championship meets, in extenuating circumstances the Meet Referee has the authority to allow a judging panel to review a routine to verify that the Special Requirements were fulfilled. The coach must be notified that a review will occur. No additional deductions are allowed to be taken by a judge after the review if the Special Requirement(s) in question is (are) awarded.</i>
32	Vault	F. 7. Level 6/7: <i>add bullet: The deduction for Too long in support (Up to 0.50) and Angle of Repulsion (Up to 1.00) are applied for all Level 6 and 7 vaults.</i>
34	Vault	Add to a. Slight hop, small adjustment of feet, <i>"or staggered feet"</i> Up to 0.10 Add new deduction as <i>new "d". Landing with feet wider than hip-width apart 0.10</i>
35	Vault	Under Clarification on steps on landing #1. <i>add c. If a gymnast lands with feet a maximum of hip-width apart, no deduction, provided that she joins (slides) the heels together on the controlled extension. Add bullet: If the entire foot/feet are sliding or lifted off the floor to join, it is considered a small step.</i>
56	Bars	IV. Bar Fall Regulations: B. add <i>bullet: The coach is not allowed to ask the judge if the element received Value-part credit before the gymnast re-mounts the apparatus.</i>
59	Bars	B. Dismounts: 3. If a gymnast performs a dismount element without a salto (Level 7-10) or hecht (Levels change 8-10 to <i>7-10</i>): 6. a. change in parenthesis (applies to Levels <i>6-10</i>) instead of 7-10
61	Bars	At bottom of page, <i>add E. Two (2) "A" elements are awarded when a gymnast performs a cast to squat/stoop/straddle on the LB followed by a sole circle forward or backward to stand on LB: #2.102 Cast squat, stoop or straddle on LB, also with grip change to hang on HB and #7.103 Sole circle forward or backward (tucked or piked) on LB or HB (also with grip change to hang on HB)</i>
65	Bars	2. Uprises to Handstand: <i>add c. A "B" Back uprise to clear support" followed directly by a Group 3, 6, or 7 circling element to handstand (with or without 180° turn) may be counted as two elements (B + C) or one "C" element, to the benefit of the gymnast.</i>
70	Bars	top of page under Weiler Kip, add another paragraph: <i>The Weiler kip elements (#3.207 & 3.407) may be performed with legs straddled (hips bent) or legs together (hips extended) to receive the respective B or D Value-part credit.</i>
75	Bars	In Special Requirement box: 2/3- One an element with flight, excluding the dismount, OR with minimum of 180° LA (long axis) turn, excluding the <i>mount and/or</i> dismount.



Pg #	Event	Change or Addition
77	Bars	E. Level 6 Special Requirements box & below box: <i>Change #3 to: One 360° Clear Circling element from Groups 3, 6 or 7</i> Change 3. a. to read: <i>May NOT be an element performed with hips on the bar during or at the completion of the circle or with feet on the bar at the completion of the circle. Add bullet under 3.a.: • Front/back hip circles (#7.101) and front/back sole circles (#7.103) do not fulfill this SR.</i>
78	Bars	III. Specific Compositional Deductions: B. Insufficient change of direction (applicable to Level 9 & 10 only): <i>1st bullet-(example- Giant 1/1 can count as only one of the two turning elements)</i> <i>2nd bullet: "...minimum of two changes of direction in the exercise . change examples to:</i> <i>0.10 - No elements with a minimum of 180° turn</i> <i>0.05- Only one element with 180° or 540° turn</i> <i>Only one element with 360° turn</i> <i>Both elements with 360° turn</i> <i>No deduction - Two elements with 180° and/or 540° turn or One element with 180° or 540° turn and one element with 360° turn</i> <i>Add a third bullet: • The mount and/or dismount may not be considered in fulfilling the two changes of direction.</i>
83	Bars	I. Slight/Small faults: B. change to Slight hop, small adjustment, <i>or feet staggered on landing of dismount</i> <i>Add O. Landing dismount with feet wider than hip-width apart 0.10</i>
87	Bars	5. Add: <i>A "B" release element from HB to LB raises to "C" when it directly follows (without counterswing) a "D or E" release element on HB - for Level 10 only. Examples: Add 2nd example: Jaeger salto with 180° turn (E) + counterswing backward in straddle or pike with flight over LB to hand on LB (B) (straddle back without a forward counterswing)</i>
102	Bars	#2.102 Change description to: Cast to squat, stoop or straddle on LB, also with jump to grasp HB
103	Bars	#2.203 Add a note after 1st illustration: <i>The Back uprise to clear support" followed directly by a Group 3, 6, or 7 circling element to handstand (with or without 180° turn) may be counted as two elements (B + C) or one "C" element, to the benefit of the gymnast.</i>
104	Bars	After description of #2.205, add: <i>*Receives "C" if it directly follows (without forward counterswing) a "D or E " release element</i>
110	Bars	#3.207 & 3.407: add to end of description: <i>"also with legs straddle (hips bent) on upswing"</i>
114	Bars	#4.306 Add to description following "salto roll backward to hang" (<i>Peach salto</i>)
120	Bars	#6.101 Change description to : Clear straddle circle forward on LB or HB to clear straddle "L" support
143	Beam	C. Timing of Falls 3. b. add bullet: <i>"The coach is not allowed to ask the judge if the element received Value-part credit before the gymnast re-mounts the apparatus."</i>
145	Beam	B. Dismounts #4. c. Change to: <i>Deduct 0.50 for the fall, with or without an actual fall onto the mat.</i>
148	Beam	C. Elements considered the SAME: <i>Add #3. #2.101 The stag leap and split leap are considered the same element. The stag and double-stag jump are considered different than the stag and split leap because of the two-foot take-off.</i>




Pg #	Event	Change or Addition
149	Beam	#4. Change to Level 7 (Delete 6): a. Only "A" and "B" elements, plus ONE "C" Dance element (for "B" credit) are allowed on Beam at Level 7. b. The one allowable Dance "C" element: 1) will receive Value-part credit of "B:" 2) May be used to fulfill Special Requirements. c. Dance "C's" will be considered in chronological order. Whenever the gymnast performs more than one restricted "C" dance element, only the first of these "Cs" in the exercise may be used for Value-part credit (B) and, if applicable, Special Requirements. d. Any "C or more difficult" acro element, or any additional restricted C or more difficult dance element that is performed: 1) Will NOT receive Value-Part credit, 2) CANNOT be used to fulfill Special Requirements, 3) A 0.50 deduction is taken for each restricted element performed and is reflected in the Start Value. e. All appropriate execution and amplitude deductions would be applied to all elements performed, regardless of whether or not they receive Value-Part credit.
149	Beam	Add # 5 Level 6 and add a, b, & c. as previously listed under Levels 6 & 7
161	Beam	C. Level 6 Special Requirements #1. Acrobatic Requirement: Add d. The Acro element must achieve or pass through inverted vertical while in support on the hands (handstand) . Also add bullet: If a kick-up to handstand is used, it must be held 2 seconds to receive "A" value and fulfill the Special Requirement.
162	Beam	III. A. 4. c. change to "Repositioning of a support leg or pivoting on support leg
163	Beam	IV. A. 1. a. 2) 2nd sentence: A kick-up to handstand, with or without pirouette , to step down is not eligible, as it is from Group 5.
163	Beam	IV. A. 1. Add g. Sillivas-type mounts (#1.208 & 1.308) are considered "sideward" .
165	Beam	I. A. Slight/Small faults: Add #10. Landing dismount with feet staggered (one in front of the other) Up to 0.10 Add #11. Landing dismount with feet wider than hip-width apart 0.10
177	Beam	Add new element under #1.405 ("D" Mount): Split leap forward with leg change (180° split) to cross split sit (no hand support) (Whitney) Symbol is added to Beam symbol chart also. 
179	Beam	Add an "A" mount #1.109 Back pullover to front support Symbol is added to Beam symbol chart also. 
185	Beam	#2.101 Add note after 1st two descriptions of split and stag leap: considered same element Add note after description of stag or double-stag jump: considered same element
190	Beam	#2.107 Change description to: Sissonne, take-off from both legs, land on one leg (legs in a diagonal position with 180° leg separation; front leg a minimum of 45°)
201	Beam	#5.103 Add " also with hand holding free leg in sideward hold above 90° " Add symbol 
205	Beam	#6.101 Roll forward, add to description: Start and end position, as well as hand position is optional
207	Beam	#6.104 Roll backward, add to description: Start and end position, as well as hand position is optional
210	Beam	#7.403, add new variation: Side aerial, swing back (free) leg forward-upward to stand on one foot with leg held above 140° with the hand D - Marinez Symbol added to Beam symbol chart 

Pg #	Event	Change or Addition
229	Floor	I. A. 2. change bullet to c. Add <i>a. It is recommended that athletic tape (provided by the coach) be used to mark the mats. Add b. Chalk may be used but should be removed before the next competitor. A towel should be provided by the meet Director to facilitate the removal of chalk markings.</i> <i>I. C. Bullet: Has been reworded to match 2014-15 R & P. See replacement page.</i>
231	Floor	III. C. Should have bullet " These electronic devices must have a display screen and must be on airplane mode, when applicable. " V. Coach on Floor Exercise Mat, <i>Change A. to: No deduction is applied if a coach inadvertently steps into the corner area of the Floor Exercise mat when placing, adjusting the placement of, or removing the mat. This applies to Levels 6-10. Bullet: No deduction is applied if the coach enters the Floor Exercise area during the exercise to remove any object (such as hair clips, eyeglasses, etc.) which may impede or endanger the athlete.</i>
232	Floor	A. 3. c. bullet: change to read- <i>This does not apply to round-offs, flic-flacs or front handsprings in Acro series with saltos. See page 245.</i>
234	Floor	C. Add 3. <i>#1.101 Split leap and stag leap are considered the same element. Also stag jump and split jump are considered the same element.</i>
235	Floor	D. Difficulty Restrictions: #4: Level 7: a. change to "Only "A" and "B" elements, <i>plus ONE "C" dance element (for B credit)</i> are allowed on Floor Exercise at Level 7. b. Change to: <i>If more than one "C" Dance element or any "C" Acro elements or ANY "D or E" elements are performed:</i>
245	Floor	C. Level 6 Floor Exercise Special Requirements: #1. Acro series with minimum of three directly connected <i>flight or non-flight</i> acro elements with or without hand support <i>Add b. If the three-element series does not include an aerial or salto, the three directly connected elements must all receive Value-part credit in order to fulfill the Special Requirement.</i>
248	Floor	K. Coach on the Floor Exercise mat (Levels 6-10) <i>add "Refer to page 231"</i> <i>Add M. Clarification on landings of the last element in an Acro series: There is no penalty for landing with the feet a maximum of hip-width apart on the last element of an Acro series. A small step backward with control to a lunge or onto one knee is acceptable. Do not deduct unless the landing appears out of control.</i>
249	Floor	I. B. #14. Delete bullet (Clarification moved to page 248)
261	Floor	<i>#1.101 Add note regarding the split and stag leap are considered the same element and the split jump and stag jump are considered the same element.</i>
266	Floor	<i>#1.110 Change description to: Sissonne, take-off from both legs, land on one leg (legs in a diagonal position with 180° leg separation; front leg a minimum of 45°)</i> <i>Add new "C" element under #1.311 Tuck jump backward with arch and 360° turn (Sheep jump 1/1 turn, feet to head height) Dunn</i> 
282	Floor	<i>#8.503 Add new "E" variation: Double salto backward tucked with a 1½ twist (540°) Jones</i> 
Posted August 16, 2013		
2	Gen.	b. 3) Add 2nd bullet: An affiliated judge may be assigned to a one-judge panel for Level 1 and 2.
3	Gen.	Add #26. Monitors the judging panels to ensure the appropriate use of electronic tablets for judging and reference purposes.
4	Gen.	12. Insert a new bullet before the one already there: A flash from a camera is not a valid reason to allow a gymnast to repeat the exercise.

Pg #	Event	Change or Addition
21	Gen.	Clarification on steps on landing at top of page. Add #3. There is a maximum deduction of 0.40 for steps (regardless of size or number); however, if the steps result in a fall, deduct only 0.50 for the fall.
25	Gen.	II. C. Add bullet: A flash from a camera is not a valid reason to allow a gymnast to repeat the exercise.
26	Gen.	D. Add. #3. A State meets and above, if there is an inquiry regarding the possibility that the judge panel missed an element that would affect the Start Value, the coach can request a video review (if available) by the Meet Referee. Examples: a. All judges did not record a full turn on Beam. b. One or more judges recorded a 2½ twist instead of a 3/1 twist.
35	Vault	Following the paragraph after the landing illustration, add a bullet: If the gymnast lands in a squat position and then proceeds to fall, deduct only the 0.50 for the fall. However, other deductions such as insufficient open may also be applied. Clarification on steps on landing at middle of page. Add #3. There is a maximum deduction of 0.40 for steps (regardless of size or number); however, if the steps result in a fall, deduct only 0.50 for the fall.
55	Bars	I. A. add 2nd bullet: No other substance besides chalk and water may be placed on the uneven bar rails.
76	Bars	In Special Requirement box for Level 7, Change #4 to Salto <i>or hecht</i> dismount, minimum of A"A.
101	Bars	#2.301 Symbol for 2nd illustration moved to cast handstand with ½ turn
105	Bars	#2.306 Change description to: On HB- counterswing to front salto piked/straddled with ½ (180°) turn to catch LB (Pritchard) Change symbol to 
110	Bars	#3.207 Add a head to the last figure on right! Also, delete the words "From near handstand" #3.407 delete the words "From near handstand." Also, in parenthesis after first description change to (Weiler kip to handstand) #3.508 after On HB, delete "From near handstand"
133	Bars	#8.501 Added the tuck and pike designation to the symbol.
147	Beam	B. 2. c. Add another Example: #2.210 (B) Split jump and split jump ¼ turn are considered the same element. Split jump, later performs split jump + split jump with ¼ turn. Last element = no Value (No dance series credit L8-10)
150	Beam	F. 2. Jumps/leaps/hops with less than 360° turn: New diagram will be on the revised page with slightly different wording for the example.
154	Beam	k. Last sentence, correct to read "See elements #3.209 and #3.309.
155	Beam	q. Change #8.404 to #8.504
186	Beam	#2.402 Symbols for the bottom row -straddle jump half and 3/4 should have a dot above indicating straddle is shown in side position.
229	Floor	C. In bullet paragraph, 4th line add (not the edge of the carpet) after "competition area": Diagram of floor should have corner mat extending to side by 5'
231	Floor	top of page #2, under III. C: add bullet: These electronic devices must have a display screen and must be on airplane mode, when applicable.
237	Floor	d. 1.210 Ring or Stag-ring Leap/Jump change "(C)" to "(B)" d. #3. Reference to element numbers: ("A" - #2.101 or #2.107) Change to #1.101 or #1.110.
256	Floor	1) C + C Delete "and more difficult"
Posted July 10, 2013		
78	Bars	E. 3. If swing backward is under horizontal, an Up to 0.10 deduction would also be applied for insufficient amplitude.

Pg #	Event	Change or Addition
84	Bars	IV. Very Large Faults G. Fall/Failure to land on the bottom of the feet first on dismount: Add two bullets: 1. Salto initiated - No VP, No SR/No Bonus + 0.5 Fall 2. Salto never initiated -.30 from SV for No dismount + No VP/No SR/No Bonus + 0.5 Fall V. Chief Judge Deductions: B. Add hip to read "Incorrect padding (use of heel/hip pads)
118	Bars	#5.506 Symbol has been amended to show L-grip front giant beginning 
126	Bars	#7.404 1st illustration is modified to show a lower end position and the symbol is  The 2nd illustration and symbol will be moved to #7.504. A new illustration depicting a lower end position with half turn will be added to the revised pages. #7.504 Change description to : From stoop in or from rear support on HB - Adler-seat (pike) circle forward through clear extended support in L-grip to finish within 30° of vertical (Luo) The symbol will be changed to 
140	Bars	#8.310 & 8.410 Symbols for the Tanac elements indicates tuck and pike - Will be changed on symbol chart to tuck and stretched.
221	Beam	Add new element to #9.303 - C value: Tsukahara piked dismount (Keck). Description will be revised and symbol added to symbol chart. 
261	Floor	In box, last sentence: change to "Any leap not listed in the JO Code that has 180° split and 360° turn is valued at "C".
274	Floor	Add new element #4.301 (C value) From backward take-off - stretched jump with 1½ twist (540°) to hecht roll (Arabian dive roll with 1/1 twist) (Esslinger) 
Posted July 8 & 20, 2013		
20	Gen.	C. 2. Medium Faults: Add g. Additional trunk movements to maintain balance/control upon landing of UB/BB dismounts and Floor acro elements Up to 0.20 This applies to "stuck landings" but uses trunk movements to avoid steps. Add Incomplete turn/twist Up to 0.20
Posted July 8, 2013		
5	Gen.	14. g. Add "hip" Incorrect padding (Gymnast wearing heel/hip pads on bars)
6	Gen.	14. add "u. Failure to mark the boundary line on additional matting which covers the boundary line. 0.10
20	Gen.	C. 3. Large Faults, b. Add "on the beam" Additional movements to maintain balance on the beam.
23	Gen.	VII. C. 3. d. change "unallowable" to "restricted": Performance of restricted elements (0.50 each)
32	Vault	4. 1st bullet: Change reference to vault #4.303 to #4.403
34	Vault	5. Other deductions, Add new i. Level 6-9 gymnast performs a restricted vault for the level VOID
69	Bars	7. b. Change 2nd sentence to read "See #6 regarding contacting the bar or mat with the feet."
69	Bars	8. Weiler Kip. Add to the beginning of the first sentence "Ideally"
83	Bars	I. Slight/Small Faults: A. Add "sickled" to read Flexed/sickled feet on Value-Part elements E. Add "s" to leg to read "Legs crossed during salto dismounts with twist

Pg #	Event	Change or Addition
83	Bars	II. Medium Faults: Add F. Incomplete twist on twisting salto dismounts Up to 0.20 G, Additional trunk movements to maintain balance on landing of dismount Up to 0.20 H. Insufficient exactness of stretched position Each time Up to 0.20 Arch up to 0.20; hip angle (136° - 179°) Up to 0.20 (moved from III. Large Faults)
83	Bars	III. Large Faults: B. Insufficient exactness of stretched position; change deduction to Each time Up to 0.20 Both bullets: change deductions for arch and hip (delete "s") angle to Up to 0.20 Move this deduction to Medium Faults H. and delete from Large Faults
83	Bars	III. D. Delete: Additional trunk movements to maintain balance Up to 0.30 (moved to Medium faults G. and amended)
83	Bars	III. Large Faults: new E. : Insufficient extension (open) of body prior to landing of dismount (tuck/pike) Up to 0.30
103	Bars	#2.303 1st description: move "also with ½ turn (180°)" down above the 2nd illustration
103	Bars	#2.403 1st diagram delete the 3rd-6th figures and replace with the last 4 figures with 360°
109	Bars	#3.406 1st illustration symbol is incorrect and has been replaced with the 2nd symbol on the Bar symbol chart.
117	Bars	#5.403 2nd illustration symbol should have a "dot" after the twist to indicate transfer to Low bar.
122	Bars	#6.104 Change description to : "Clear straddle circle backward to clear straddle "L" support"
122	Bars	#6.204 Change description to: "Stalder circle backward to clear support"
144	Beam	IV. A. 2, Change reference in parenthesis to Chapter 1. I. to E. for matting information.,
164	Beam	C. Insufficient use of entire beam apparatus. Move the deduction of Up to 0.10 down to C. 1. Insufficient level changes throughout the exerc
164	Beam	V. C. Deduction for Failure to land with feet/legs together on jumps/leaps that land on 2 feet in side position Add Each Up to 0.10
165	Beam	I. A. Slight/Small Faults, #1. Add "sickled" to read: Flexed/sickled feet during Value Parts
165	Beam	I. B. Medium Faults: Delete #2 Relaxed/incorrect footwork on non-value parts (it's on page 164 under Spec. Exec. Deductions) and replace it with "Additional trunk movements to maintain balance/control upon landing of dismount Up to 0.20 " This applies to "stuck landings" but uses trunk movements to avoid steps.
166	Beam	C. Large Faults, #2. Add to end of sentence "on the beam". Additional movements to maintain balance on the beam. Up to 0.30
166	Beam	C. Large Faults, #4 Delete "salto" Insufficient height of dismounts Up to 0.30
166	Beam	C. Large Faults: Delete #6. Relaxed/incorrect leg position/body posture... (it is on page 164 under Specific Exec. Deductions) and replace with "Insufficient extension (open) of body prior to landing of Acro or dismount elements Up to 0.30"
166	Beam	D. Very Large Faults, #6. Exercise shorter than 30 seconds (complete or incomplete) Add (Chief Judge)
168	Beam	II. B. Examples of B + D: Move #1 and #2 down under B + E as examples #3 and #4.
168	Beam	II. B. Example #3 of B + D change Full twisting flic-flac swing down (E) to (D)
169	Beam	D + D Example #1: change Full twisting flic-flac swing down (E) to (D)
171	Beam	B + D Example #2 change Full twisting flic-flac swing down (E) to (D)
171	Beam	2nd C + C: Using different "C" dance elements or Dance/Acro elements (delete 2nd "or dance/acro elements")
183	Beam	Add #1.114 Front Walkover (hands on springboard) to sit on the beam = A 
195	Beam	#3.303 Delete repeated words "without hand holding leg"
196	Beam	#3.306 2nd illustration Add symbol: 

Pg #	Event	Change or Addition
197	Beam	#3.208 Description 1/1 turn (360°) flank circle, legs together. Delete the rest of the description for 3.309 that is listed under 3.208. The symbol is 
201	Beam	#5.204 Change description to "Clear pike "V" or "straddle" support (2 sec.)
210	Beam	#7.403 Under first description of Aerial Cartwheel, also from stand on one leg, -swing free leg through backward add symbol: 
217	Beam	#8.301 2nd illustration symbol - delete the "check" after the two vertical lines indicating the two foot take-off
219	Beam	#8.504 1st element description: Salto backward stretched with legs together: Illustration is incorrect (shows Layout step-out)
234	Floor	D. Difficulty Restrictions #2 Level 9: a. All A, B and C elements, D/E dance elements and a maximum of one D/E Acro element are allowed on FX.
236	Floor	#4. Example: 2nd sentence should read: If the turn is completed to within 89° or less of the designated degree of turn, it will be awarded the higher Value Part. The diagram is incorrect and will be replaced and a new page will be posted on the website.
238	Floor	j. Under note: Refers to #2.209 but should be #2.208
249	Floor	I. A. Slight/Small Faults, #1. Add "sickled" to read: Flexed/sickled feet during Value Parts Add to deduction Each time 0.05
249	Floor	I. B. Medium Faults: Add #13. Additional trunk movements to maintain balance/control upon landing of Acro elements Up to 0.20 This applies to "stuck landings" but uses trunk movements to avoid steps.
250	Floor	C. Large Faults - Delete #2. Replace with " Insufficient extension (open) of body prior to landing of Acro elements Up to 0.30"
252	Floor	II. A. D/E-Salto series: Last example is missing the symbol for Round-off 
253	Floor	#3 at top of page: A/B + A/B + D change last part to D/E
259	Floor	IV. A. Example: Values need to move to the Left to be under the corresponding element