









48th Artistic Gymnastics World Championships
Doha (QAT), 25 October - 3 November 2018



Men's Team Qualification

THU 25 OCT 2018

Results

Rank	Bib	Noc Name								Total
1		RUS - Russian Federation		43.533 (1)	40.966 (1)	43.033 (2)	43.765 (2)	45.040 (2)	42.065 (2)	258.402 Q
	330	BELYAVSKIY David	D E	5.700 12.500 6.800	6.200 14.000 7.800	5.500 13.533 8.033	5.200 14.333 9.133	6.400 15.033 8.633	5.600 13.933 8.333	
	331	DALALOYAN Artur	D E	6.200 14.833 8.633	5.200 11.766 6.566	5.900 14.100 8.200	5.600 14.666 9.166 -0.1	6.400 15.041 8.641	5.700 14.166 8.466	
	332	KUKSENKOV Nikolai	D E		6.400 12.966 6.566				5.500 13.300 7.800	
	333	LANKIN Dmitrii	D E	6.100 13.900 8.100 -0.3		6.100 14.300 8.200	5.200 14.366 9.166	6.400 14.733 8.333		
	334	NAGORNYI Nikita	D E	6.400 14.800 8.400	5.900 14.000 8.100	6.000 14.633 8.633	5.600 14.733 9.133	6.400 14.966 8.566	5.800 13.966 8.166	
2		CHN - People's Republic of China		41.566 (11)	40.940 (2)	42.232 (5)	44.299 (1)	46.066 (1)	42.733 (1)	257.836 Q
	154	DENG Shudi	D E	5.900 14.166 8.366 -0.1		6.000 14.166 8.166	5.600 14.666 9.066		6.100 14.300 8.200	
	155	LIN Chaopan	D E	6.000 12.933 7.233 -0.3	5.600 12.866 7.266	5.600 13.833 8.233	5.600 14.600 9.100 -0.1	6.400 15.266 8.866	6.200 13.966 7.766	
	156	SUN Wei	D E	5.500 13.200 7.700	5.600 13.441 7.841	5.900 13.933 8.033	5.600 14.700 9.200 -0.1	5.700 14.733 9.033	6.000 14.000 8.000	
	157	XIAO Ruoteng	D E	6.100 14.200 8.100	6.100 14.633 8.533	5.700 14.133 8.433	5.600 14.933 9.333	6.200 15.000 8.800	6.100 14.433 8.333	
	159	ZOU Jingyuan	D E		5.200 12.366 7.166			6.600 15.800 9.200		
3		JPN - Japan		43.199 (2)	38.357 (7)	41.866 (8)	43.533 (3)	44.324 (4)	42.033 (3)	253.312 Q
	268	KAYA Kazuma	D E	5.700 14.333 8.633	6.400 12.425 6.025	6.100 13.966 7.866	5.200 14.200 9.000	6.300 14.691 8.391	5.500 13.300 7.800	
	269	SHIRAI Kenzo	D E	6.800 14.833 8.033	5.500 12.966 7.466	5.700 13.733 8.033	5.600 14.733 9.133	6.200 14.466 8.266	6.100 13.133 7.033	
	270	TANAKA Yusuke	D E	5.100 13.766 8.966 -0.3			DNS	6.300 14.833 8.533	6.000 14.133 8.133	
	272	TANIGAWA Wataru	D E	5.900 14.033 8.133	5.500 11.000 5.500	6.000 14.000 8.000	5.600 14.600 9.000	6.200 14.800 8.600		
	273	UCHIMURA Kohei	D E		6.000 12.966 6.966	5.900 13.900 8.000			6.400 14.600 8.200	
4		USA - United States of America		42.699 (3)	38.833 (6)	41.466 (9)	43.199 (6)	43.233 (6)	40.932 (6)	250.362 Q
	378	MIKULAK Samuel	D E	5.700 14.333 8.633	6.000 14.133 8.133	5.600 14.200 8.600	5.200 14.333 9.133	6.400 15.033 8.633	6.100 14.566 8.466	
	379	MODI Akash	D E		5.700 12.000 6.300	5.600 13.766 8.166	5.200 14.233 9.033	5.600 12.900 7.600 -0.3	5.800 13.166 7.366	
	380	MOLDAUER Yui	D E	5.800 14.433 8.633	4.700 11.500 6.800	5.700 13.233 7.533	5.200 14.266 9.066	5.900 14.500 8.600	5.000 12.433 7.433	
	381	van WICKLEN Colin	D E	5.500 13.933 8.433			5.600 14.600 9.000		5.200 13.200 8.000	
	382	YODER Alec	D E	5.300 12.666 7.666 -0.3	6.300 12.700 6.400	5.500 13.500 8.000		5.000 13.700 8.700		











48th Artistic Gymnastics World Championships
Doha (QAT), 25 October - 3 November 2018



Men's Team Qualification

THU 25 OCT 2018

Results

Rank	Bib	Noc Name								Total
5		GBR - Great Britain		42.415 (4)	40.599 (3)	41.400 (11)	43.432 (4)	42.891 (7)	39.099 (16)	249.836 Q
	205	BEVAN Brinn	D 5.900 13.733 E 8.133 -0.3	5.500 12.600 7.100	5.100 13.600 8.500	5.600 14.600 9.000	5.900 14.525 8.625	5.500 12.233 6.733		
	206	CUNNINGHAM Dominick	D 6.000 14.116 E 8.116		5.400 13.466 8.066	5.400 14.466 9.066	5.600 13.866 8.266	5.100 12.733 7.633		
	207	FRASER Joe	D E	5.600 11.983 6.383	5.400 13.700 8.300	4.800 12.266 7.766 -0.3	5.900 13.900 8.000	5.300 13.466 8.166		
	208	HALL James	D 5.900 14.333 E 8.433	6.000 13.033 7.033	5.800 14.100 8.300	5.200 14.366 9.166	6.000 14.466 8.466	5.600 12.900 7.300		
	209	WHITLOCK Max	D 5.900 13.966 E 8.066	6.700 14.966 8.266						
6		BRA - Brazil		40.765 (18)	36.966 (12)	42.299 (4)	43.333 (5)	42.332 (10)	41.266 (5)	246.961 Q
	140	BARRETTO JUNIOR F	D E		5.600 13.500 7.900	4.900 12.833 7.933		6.000 13.533 7.533	6.100 14.000 7.900	
	142	de SOUZA BITENCOU.	D 5.700 13.266 E 7.566	4.800 10.700 5.900	5.500 12.766 7.266	5.200 14.200 9.000	5.700 13.633 7.933	5.600 11.400 5.800		
	143	MARIANO Arthur	D 5.600 13.966 E 8.466 -0.1	4.800 12.300 7.500		5.200 14.500 9.300	5.200 13.933 8.733	5.800 13.466 7.666		
	144	SOUZA Caio	D 5.500 13.533 E 8.033	5.300 11.166 5.866	6.000 14.433 8.433	5.600 14.633 9.033	6.100 14.766 8.666	5.900 13.800 7.900		
	145	ZANETTI Arthur	D 5.800 13.066 E 7.566 -0.3		6.200 15.033 8.833	5.200 14.166 8.966				
7		NED - Netherlands		41.500 (13)	37.533 (9)	40.233 (16)	42.332 (13)	42.632 (8)	41.433 (4)	245.663 Q
	296	DEURLOO Bart	D 5.500 13.700 E 8.200	5.300 12.600 7.300	5.300 13.600 8.300	5.200 14.266 9.066		6.100 14.033 7.933		
	297	LOUWIJE Bram	D 4.800 13.000 E 8.200	5.400 12.600 7.200	3.700 11.800 8.100	4.800 13.666 8.866	5.500 13.866 8.366	5.100 12.866 7.766		
	298	RIJKEN Frank	D 5.100 13.600 E 8.600 -0.1	4.200 10.233 6.033	4.700 13.200 8.500	DNS	5.500 14.033 8.533	5.300 13.000 7.700		
	299	SCHMIDT Casimir	D 6.000 14.200 E 8.200	5.200 12.333 7.133	5.500 13.433 7.933	5.200 14.400 9.200	5.200 13.966 8.766			
	300	ZONDERLAND Epke	D E				5.900 14.633 8.733	6.200 14.400 8.200		
8		SUI - Switzerland		41.865 (6)	39.099 (5)	40.133 (17)	41.824 (23)	41.599 (16)	40.666 (8)	245.186 Q
	343	BAUMANN Christian	D E		5.500 12.633 7.133	5.100 13.400 8.300		6.100 13.200 7.100	5.800 13.600 7.800	
	344	BRAEGGER Pablo	D 5.600 14.066 E 8.466	5.400 12.966 7.566	4.600 13.333 8.733	5.200 12.900 8.000 -0.3	6.300 14.333 8.033	5.900 13.166 7.266		
	345	GISCHARD Benjamin	D 6.000 14.233 E 8.233	5.600 11.900 6.300		5.200 14.400 9.200				
	346	HEGI Oliver	D 5.500 13.566 E 8.066	5.300 13.500 8.200	4.900 13.133 8.233	4.800 13.916 9.116	5.800 12.800 7.000	6.200 13.333 7.133		
	348	YUSOF Eddy	D 5.300 13.133 E 7.933 -0.1		5.500 13.400 7.900	5.200 13.508 8.608 -0.3	6.000 14.066 8.066	5.500 13.733 8.233		











48th Artistic Gymnastics World Championships
Doha (QAT), 25 October - 3 November 2018



Men's Team Qualification

THU 25 OCT 2018

Results

Rank	Bib	Noc Name								Total
9		UKR - Ukraine		40.365 (21)	37.099 (10)	41.432 (10)	41.599 (28)	44.358 (3)	38.798 (18)	243.651
	371	HRYKO Vladyslav	D E	5.400 11.466 6.066	5.600 12.900 7.300	5.500 13.333 7.833	5.200 13.500 8.600 -0.3	5.700 14.100 8.400	5.200 12.966 7.766	
	373	PAKHNIUK Petro	D E		6.200 12.933 6.733	5.100 13.266 8.166		6.200 14.800 8.600	5.300 13.466 8.166	
	374	RADIVILOV Igor	D E	5.400 12.633 7.833 -0.6		6.300 14.733 8.433	5.200 12.466 7.566 -0.3			
	375	VASYLENKO Maksym	D E	5.800 13.966 8.166	5.200 11.266 6.066		5.200 13.733 8.833 -0.3	5.300 13.433 8.133	5.300 12.266 6.966	
	376	VERNIAIEV Oleg	D E	5.700 13.766 8.066	5.100 11.200 6.100	4.900 13.366 8.466	5.600 14.366 8.766	6.700 15.458 8.758	4.900 12.366 7.466	
10		GER - Germany		39.898 (24)	36.041 (18)	42.166 (6)	41.899 (19)	43.799 (5)	38.132 (22)	241.935
	216	DAUSER Lukas	D E	5.200 13.266 8.066	5.700 11.808 6.108	5.000 13.333 8.333	4.800 13.766 8.966	6.300 14.933 8.633	5.600 13.433 7.833	
	218	HERDER Philipp	D E	5.800 12.466 6.766 -0.1	5.300 12.200 6.900			6.100 14.300 8.200	5.200 12.766 7.566	
	219	KLESSING Nick	D E	5.500 11.300 5.900 -0.1		5.600 13.900 8.300	5.200 14.233 9.033			
	220	NGUYEN Marcel	D E	6.100 14.166 8.066	4.800 11.233 6.433	5.800 14.133 8.333	5.200 13.666 8.566 -0.1	6.400 14.566 8.166	5.500 11.933 6.433	
	221	TOBA Andreas	D E		5.800 12.033 6.233	5.800 14.133 8.333	4.800 13.900 9.100	5.300 13.800 8.500	5.600 11.800 6.200	
11		ESP - Spain		41.633 (8)	34.625 (24)	40.665 (15)	42.233 (14)	42.507 (9)	39.598 (12)	241.261
	187	ABAD Nestor	D E	5.800 13.700 8.000 -0.1	5.100 12.400 7.300	5.200 13.666 8.466	4.800 13.700 9.000 -0.1	5.500 14.175 8.675	5.700 13.866 8.166	
	188	DIALLO Thierno	D E		5.100 11.925 6.825			5.300 13.366 8.066	4.800 12.866 8.066	
	189	MIR Nicolau	D E	5.700 13.833 8.133	3.700 10.300 6.600	5.100 13.333 8.233	5.200 14.300 9.100	5.500 14.266 8.766	4.700 11.800 7.100	
	190	LOPEZ Ruben	D E	5.500 13.500 8.300 -0.3	4.800 10.100 5.300	5.500 13.533 8.033	5.200 13.900 8.700	5.600 14.066 8.466	5.000 12.866 7.866	
	192	ZAPATA Rayderley	D E	6.400 14.100 8.000 -0.3		5.700 13.466 7.766	4.800 14.033 9.233			
12		FRA - France		41.633 (8)	36.840 (13)	39.766 (21)	42.932 (7)	39.966 (23)	40.066 (9)	241.203
	199	BORELLO Antoine	D E	5.000 13.100 8.100	4.600 11.633 7.033	4.600 12.533 7.933	4.000 12.800 8.800	4.900 12.200 7.300	5.400 12.933 7.533	
	201	DEGOUY Paul	D E	5.400 13.600 8.200		4.500 12.133 7.633	5.200 14.233 9.033	5.100 13.700 8.600	5.900 13.700 7.800	
	202	FRASCA Loris	D E	5.900 14.200 8.300	4.500 10.100 5.600	4.900 13.433 8.533	5.600 14.833 9.233	4.900 13.633 8.733	5.100 12.700 7.600	
	203	GOBAUX Julien	D E	5.800 13.833 8.133 -0.1	4.900 10.966 6.066	5.400 13.800 8.400	4.800 13.866 9.066	5.400 12.633 7.233	5.100 13.433 8.333	
	204	TOMMASONE Cyril	D E		6.100 14.241 8.141					











48th Artistic Gymnastics World Championships
Doha (QAT), 25 October - 3 November 2018



Men's Team Qualification

THU 25 OCT 2018

Results

Rank	Bib	Noc Name								Total
13		KOR - Republic of Korea		41.866 (5)	36.800 (14)	40.098 (18)	41.616 (27)	42.332 (10)	38.132 (22)	240.844
	279	BAE Garam	D E		4.200 10.600 6.400	4.900 13.100 8.200	4.800 13.700 8.900	5.600 13.866 8.266	5.900 13.066 7.166	
	280	KIM Hansol	D E	6.100 14.200 8.100		5.400 13.166 7.766	5.200 12.433 7.533 -0.3	5.600 14.133 8.533		
	281	LEE Hyeokjung	D E	5.300 11.466 6.166	5.500 12.700 7.200				5.500 12.800 7.300	
	282	LEE Junho	D E	5.800 13.966 8.166	4.200 10.000 5.800	4.800 13.166 8.366	5.200 14.383 9.183	5.700 14.333 8.633	5.500 12.266 6.766	
	284	PARK Minsoo	D E	5.500 13.700 8.200	5.400 13.500 8.100	5.700 13.766 8.066	4.800 13.533 8.833 -0.1	5.300 13.766 8.466	5.400 11.700 6.300	
14		ITA - Italy		39.533 (26)	37.033 (11)	42.399 (3)	40.466 (36)	42.066 (13)	39.266 (15)	240.763
	256	EDALLI Ludovico	D E	5.100 13.333 8.233	5.400 11.633 6.233	4.800 13.200 8.400	4.400 13.400 9.000	5.800 14.200 8.400	5.600 13.333 7.733	
	257	LODADIO Marco	D E	5.400 13.000 7.600		6.300 14.666 8.366	5.600 13.366 7.766			
	258	MACCHINI Carlo	D E		5.300 13.000 7.700			5.200 13.833 8.633	5.600 13.433 7.833	
	259	RUSSO Andrea	D E	4.800 12.700 7.900	4.600 12.400 7.800	5.700 13.900 8.200	4.000 12.866 8.866	5.400 13.466 8.066	5.000 12.000 7.000	
	260	SARRUGERIO Marco	D E	5.200 13.200 8.000	3.800 10.333 6.533	5.500 13.833 8.333	4.800 13.700 8.900	5.500 14.033 8.533	4.600 12.500 7.900	
15		TUR - Turkey		41.566 (11)	33.932 (27)	41.899 (7)	42.200 (15)	42.199 (12)	38.400 (20)	240.196
	365	ARCA Mustafa	D E	5.400 12.033 6.633	3.700 9.966 6.266	5.500 13.500 8.000	4.800 12.500 7.800 -0.1	4.700 13.033 8.333		
	366	ARICAN Ferhat	D E	5.300 13.300 8.000	5.800 11.966 6.166	4.600 12.533 7.933	5.200 14.400 9.200	6.600 14.866 8.266	5.200 12.400 7.200	
	367	COLAK Ibrahim	D E	5.300 13.733 8.433		6.200 14.533 8.333		5.700 12.833 7.133	4.900 11.700 6.800	
	369	ONDER Ahmet	D E	6.000 14.533 8.533	5.800 12.000 6.200	6.000 13.866 7.866	5.200 14.300 9.100	6.000 14.300 8.300	5.100 12.000 6.900	
	370	SAMILOGLU Umit	D E		2.800 5.200 6.400 -4.0		4.800 13.500 8.800 -0.1		5.900 14.000 8.100	
16		KAZ - Kazakhstan		41.065 (15)	40.298 (4)	38.465 (31)	41.532 (29)	38.999 (30)	38.932 (17)	239.291
	274	AZIZOV Ilyas	D E	5.300 13.566 8.266	5.400 12.966 7.566	4.400 12.933 8.533	4.800 13.933 9.133	4.400 12.700 8.300	4.100 12.366 8.266	
	275	JANTYKOV Yerbol	D E	5.200 13.200 8.000	3.800 11.400 7.600	4.000 9.800 6.100 -0.3	4.000 12.766 8.766	5.200 12.533 7.333	5.600 13.433 7.833	
	276	KARIMI Milad	D E	5.800 14.166 8.366		4.500 12.766 8.266	5.200 13.633 8.733 -0.3		5.900 13.133 7.233	
	277	KURBANOV Nariman	D E		6.200 14.466 8.266					
	278	MUSSAYEV Akim	D E	5.200 13.333 8.133	5.200 12.866 7.666	4.500 12.766 8.266	4.800 13.966 9.166	5.200 13.766 8.566	4.400 11.700 7.300	











48th Artistic Gymnastics World Championships
Doha (QAT), 25 October - 3 November 2018



Men's Team Qualification

THU 25 OCT 2018

Results

Rank	Bib	Noc Name							Total
17		TPE - Chinese Taipei	41.599 (10)	38.266 (8)	38.532 (30)	41.665 (26)	38.633 (33)	39.500 (13)	238.195
	358	HSU Ping Chien	D E	5.700 12.566 6.866	5.600 12.933 7.333	4.800 13.833 9.033	5.400 11.400 6.000	5.100 12.700 7.600	
	359	LEE Chih Kai	D E	5.800 13.933 8.133	5.700 13.700 8.000	3.600 5.900 6.300 -4.0	5.200 14.366 9.166	5.600 12.600 7.000	4.900 12.600 7.700
	360	SHIAO Yu-Jan	D E	5.300 13.566 8.266	5.100 12.000 6.900	4.300 12.133 7.833	4.800 13.466 8.966 -0.3	4.700 12.900 8.200	4.000 12.300 8.300
	361	TANG Chia-Hung	D E	6.100 14.100 8.100 -0.1					6.000 14.200 8.200
	363	YU Chao Wei	D E	4.800 13.200 8.400	3.700 9.600 5.900	5.800 13.466 7.666	4.800 13.433 8.733 -0.1	5.000 13.133 8.133	
18		CAN - Canada	40.632 (20)	32.732 (33)	39.866 (20)	42.199 (16)	41.566 (17)	40.833 (7)	237.828
	147	CLAY Zachary	D E		5.800 11.366 5.566	5.300 13.000 7.700		5.600 13.700 8.100	5.000 13.233 8.233
	148	COURNOYER Rene	D E	5.600 13.666 8.066	5.200 11.366 6.166	5.300 13.400 8.100	5.200 13.933 8.733	5.500 13.733 8.233	5.400 13.600 8.200
	149	MORGAN Scott	D E	5.900 13.833 7.933		5.800 13.466 7.666	5.200 14.433 9.233		
	150	PATERSON Cory	D E	5.300 13.133 7.833	4.500 8.166 3.666	4.700 12.766 8.066	4.800 13.833 9.033	5.500 13.933 8.433	5.700 13.700 8.000
	152	ZAKUTNEY Samuel	D E	5.300 13.033 7.733	4.700 10.000 5.300		5.200 13.000 7.800	5.400 13.900 8.500	5.400 13.533 8.133
19		BEL - Belgium	41.765 (7)	34.724 (22)	40.832 (13)	41.266 (31)	40.558 (20)	37.499 (31)	236.644
	129	GENTGES Maxime	D E	5.200 13.733 8.533	5.800 12.658 6.858	4.900 12.866 7.966	4.400 13.400 9.000	5.100 13.525 8.425	4.900 11.900 7.300 -0.3
	130	GOOSSENS Dennis	D E			6.200 14.533 8.333			
	131	KUAVITA Noah	D E	5.500 13.966 8.466	4.000 10.000 6.000	4.700 12.533 7.833	5.200 13.800 8.900 -0.3	5.700 13.700 8.000	5.700 12.600 6.900
	132	van den KEYBUS Luka	D E	5.400 11.966 6.566	4.400 9.266 4.866		4.800 13.600 8.900 -0.1	5.400 13.133 7.733	5.400 12.833 7.433
	134	VROLIX Jonathan	D E	5.900 14.066 8.166	4.700 12.066 7.366	5.200 13.433 8.233	5.200 13.866 8.666	5.000 13.333 8.333	4.000 12.066 8.066
20		HUN - Hungary	39.499 (27)	35.266 (19)	37.400 (40)	41.799 (24)	40.232 (21)	39.965 (10)	234.161
	232	BABOS Adam	D E	DNS 6.100	4.900 11.000 6.100	4.900 12.600 7.700	DNS 8.466	5.100 13.566 8.466	
	233	BONCSER Krisztian	D E	5.900 13.433 7.833 -0.3		DNS 7.700	5.200 14.066 8.866		4.900 12.900 8.000
	234	KARDOS Botond	D E	5.400 13.166 7.766	4.300 11.400 7.100	4.600 12.300 7.700	4.800 13.833 9.033	4.800 12.066 7.266	5.100 13.233 8.133
	235	SHEPPARD Ryan Macleod	D E	5.100 12.900 7.800	4.300 11.600 7.300	4.300 12.500 8.200	4.800 13.900 9.100	5.200 13.233 8.033	5.000 12.966 7.966
	236	VECSERNYES David	D E		5.300 12.266 6.966			4.800 13.433 8.633	5.700 13.766 8.066











48th Artistic Gymnastics World Championships
Doha (QAT), 25 October - 3 November 2018



Men's Team Qualification

THU 25 OCT 2018

Results

Rank	Bib	Noc Name							Total
21		ROU - Romania	40.900 (17)	30.666 (44)	40.791 (14)	42.899 (8)	40.833 (19)	38.032 (24)	234.121
	324	BATAGA Cristian Ioan	D E	6.300 11.633 5.333	5.500 13.700 8.200		5.300 13.533 8.233	5.100 12.533 7.433	
	325	DRAGULESCU Marian	D E	5.500 13.900 8.400		5.200 14.100 9.000 -0.1			
	327	SZABO Rafael	D E	4.800 12.200 7.400	3.300 6.633 3.333	5.200 13.233 8.033	4.800 13.933 9.133	5.100 12.900 7.800	3.900 11.666 7.766
	328	KOTRONG Adelin	D E	5.700 13.500 7.800	4.200 8.233 4.033	DNS	5.200 14.366 9.166	DNS	4.400 12.266 7.866
	329	MUNTEAN Andrei Vasile	D E	5.400 13.500 8.100	4.200 10.800 6.600	5.900 13.858 7.958	5.200 14.433 9.233	5.900 14.400 8.500	4.900 13.233 8.333
22		NOR - Norway	40.966 (16)	36.099 (16)	37.666 (39)	42.566 (9)	39.099 (29)	37.266 (34)	233.662
	301	HEGEMSNEs Sofus	D E	5.200 13.333 8.133	5.300 12.366 7.066	4.700 12.533 7.833	5.200 14.500 9.300	4.400 13.000 8.600	4.100 12.433 8.333
	302	KALVOE Odin	D E	5.400 13.600 8.200	4.600 10.333 5.733		4.800 13.800 9.000	4.100 13.033 8.933	
	303	SKJERAHAUG Stian	D E	5.400 14.033 8.633	4.900 11.633 6.733	4.500 12.533 8.033	5.200 14.233 9.033	4.800 13.066 8.266	4.500 12.900 8.400
	304	STIANSEN Henrik	D E			4.700 12.108 7.408			4.100 11.900 7.800
	305	WIBYE Harald	D E	5.200 12.466 7.266	4.100 12.100 8.000	4.100 12.600 8.500	4.800 13.833 9.033	4.500 12.933 8.433	4.600 11.933 7.333
23		FIN - Finland	41.299 (14)	36.082 (17)	38.599 (27)	41.733 (25)	37.366 (41)	37.966 (25)	233.045
	193	CARD Franz	D E	4.100 11.766 7.666	3.500 11.633 8.133	4.200 12.700 8.500	4.000 12.866 8.866	4.500 12.733 8.233	4.500 12.533 8.033
	194	KANERVA Juho	D E		5.400 12.716 7.316				
	195	KIRMES Oskar	D E	5.500 13.866 8.366	4.100 11.366 7.266	4.700 12.866 8.166	4.800 13.633 8.933 -0.1	5.500 13.500 8.000	5.000 13.100 8.100
	196	KOSKI Elias	D E	5.300 13.533 8.233	4.600 11.733 7.133	4.500 13.033 8.533	4.800 13.700 9.000 -0.1	4.300 11.133 6.833	4.400 12.333 7.933
	198	SAARENKETO Heikki	D E	6.000 13.900 8.000 -0.1			5.200 14.400 9.200		
24		BLR - Belarus	40.033 (22)	34.166 (26)	38.599 (27)	41.866 (20)	40.066 (22)	37.699 (29)	232.429
	135	ANTROPAU Raman	D E	4.900 12.866 8.066 -0.1	5.400 10.233 4.833	4.000 12.633 8.633	4.400 13.133 8.833 -0.1	5.100 12.833 7.733	4.800 12.200 7.400
	136	LIKHOVITSKIY Andrey	D E	4.800 13.000 8.500 -0.3	5.900 12.533 6.633	4.600 12.600 8.000	4.400 13.200 8.800	5.500 14.100 8.600	5.500 13.433 7.933
	137	SANUVONH Dzianis	D E	5.400 13.700 8.300	4.600 11.400 6.800	4.700 12.100 7.400	5.200 14.566 9.366	4.700 13.133 8.433	4.800 12.000 7.200
	138	SHARAMKOU Yahor	D E	6.100 13.333 7.633 -0.4	4.400 10.200 5.800		5.200 14.100 9.000 -0.1	DNS	
	139	TSIARESHCHANKA Kiryl	D E			5.100 13.366 8.266			4.700 12.066 7.366











48th Artistic Gymnastics World Championships
Doha (QAT), 25 October - 3 November 2018



Men's Team Qualification

THU 25 OCT 2018

Results

Rank	Bib	Noc Name							Total
25		AUS - Australia	39.699 (25)	33.465 (31)	38.565 (29)	42.399 (11)	38.832 (31)	39.365 (14)	232.325
	112	BULL Tyson	D E	DNS 4.333	3.800 8.133 4.200 12.400		5.100 12.866 7.766	5.900 14.066 8.166	
	113	COSTIN Scott	D E	5.100 13.200 8.100	3.800 9.766 5.966		4.000 13.033 9.033	4.400 12.366 7.966	3.800 11.800 8.000
	114	MASON STEPHENS Clay	D E	5.500 13.433 8.033 -0.1	3.600 10.666 7.066	4.200 12.466 8.266	4.800 14.066 9.266	5.700 12.966 7.266	4.800 12.633 7.833
	115	MORGANS Mitchell	D E			4.900 12.933 8.033	4.800 13.700 9.000 -0.1	5.200 13.000 7.800	5.600 12.666 7.066
	116	REMKES Christopher	D E	6.200 13.066 6.866	5.900 13.033 7.133	5.100 13.166 8.066	5.600 14.633 9.033		
26		GRE - Greece	38.299 (34)	32.190 (38)	41.065 (12)	41.966 (18)	39.733 (25)	38.265 (21)	231.518
	222	CHATZIEFSTATHIOU	D E		5.200 11.066 5.866	4.400 12.566 8.166	DNS	4.900 13.033 8.133	4.300 12.566 8.266
	223	ILIOPOULOS Nikolaos	D E	4.700 12.833 8.133	3.600 10.391 6.791	4.700 13.233 8.533	4.800 13.933 9.133	5.100 13.700 8.600	5.600 12.966 7.366
	224	KRANITIS Nikolaos	D E	5.300 12.366 7.266 -0.2	3.100 9.866 6.766		4.800 13.533 8.833 -0.1	DNS	DNS
	226	PETROUNIAS Eleftherios	D E	5.100 12.033 6.933		6.300 15.266 8.966			
	227	TANTALIDIS Antonios	D E	5.500 13.100 7.900 -0.3	5.200 10.733 5.533	4.000 12.525 8.525	5.200 14.500 9.300	4.100 13.000 8.900	4.500 12.733 8.233
27		VIE - Vietnam	38.099 (35)	33.066 (32)	39.299 (24)	41.066 (33)	42.065 (14)	37.766 (28)	231.361
	388	DANG Nam	D E			5.800 14.133 8.333			
	389	DINH Phuong Thanh	D E	4.700 12.900 8.200	4.900 12.133 7.233		4.800 13.800 9.000	6.400 14.566 8.166	5.200 12.233 7.033
	390	le Thanh Tung	D E	4.600 12.466 7.866	3.300 9.700 6.400	4.800 13.000 8.200	5.600 14.566 8.966	5.400 11.366 5.966	5.000 13.133 8.133
	391	PHAM Phuoc Hung	D E	4.600 12.733 8.133	4.200 9.933 5.733	4.600 12.166 7.566	4.800 11.900 7.400 -0.3	6.300 14.366 8.066	4.400 12.400 8.000
	392	PHAN Ngoc Hung	D E	4.100 11.633 7.633 -0.1	4.800 11.000 6.200	3.300 11.266 7.966	4.000 12.700 8.700	5.400 13.133 7.733	3.900 11.500 7.600
28		ISR - Israel	39.399 (28)	34.907 (21)	37.066 (43)	42.066 (17)	39.966 (23)	37.832 (27)	231.236
	249	DOLGOPYAT Artem	D E	6.400 14.400 8.000	5.500 11.741 6.241	4.300 11.966 7.666	4.800 13.700 9.000 -0.1	5.000 13.166 8.166	4.900 12.766 7.866
	250	KORCHAK Ilan	D E		4.500 11.900 7.400	4.200 12.033 7.833	4.800 13.500 8.700	DNS	4.500 11.966 7.466
	251	MEDVEDEV Andrey	D E	DNS		4.800 12.833 8.033	5.600 14.700 9.100		
	253	SHATILOV Alexander	D E	5.600 12.966 7.666 -0.3	4.700 10.066 5.366			4.900 13.500 8.600	5.600 12.700 7.100
	254	SOROKINE Michael	D E	4.800 12.033 7.233	4.300 11.266 6.966	4.200 12.200 8.000	4.800 13.666 8.866	4.700 13.300 8.600	5.100 12.366 7.266











48th Artistic Gymnastics World Championships
Doha (QAT), 25 October - 3 November 2018



Men's Team Qualification

THU 25 OCT 2018

Results

Rank	Bib	Noc Name								Total
29		NZL - New Zealand		39.932 (23)	34.690 (23)	38.199 (33)	41.400 (30)	39.432 (27)	36.966 (36)	230.619
	306	DICK Ethan	D	5.300 13.466	4.500 11.133	3.800 12.200	4.800 13.800	5.100 13.133	4.300 12.300	
			E	8.166	6.633	8.400	9.000	8.033	8.000	
	307	DYSON Devy	D	4.900 13.000	4.200 10.866	5.300 13.366	4.000 12.900	4.800 12.666	4.700 11.600	
			E	8.100	6.666	8.066	8.900	7.866	6.900	
	308	ELLIS Kyleab	D	5.600 13.466			4.800 13.800	4.300 12.933	4.100 12.133	
			E	7.866			9.000	8.633	8.033	
	309	KOUDINOV Mikhail	D	5.100 12.933	3.900 10.600	4.600 12.633		5.600 13.366	4.900 12.533	
			E	7.833	6.700	8.033		7.766	7.633	
	310	OCONNELL-INNS Jordan	D		5.500 12.691	4.200 11.766	4.800 13.800			
			E		7.191	7.566	9.000			
30		CYP - Cyprus		37.966 (36)	34.532 (25)	39.300 (23)	40.333 (38)	39.266 (28)	38.600 (19)	229.997
	173	GEORGIU Marios	D	5.500 13.700	5.600 12.433	5.000 13.300	4.800 13.533	5.300 12.566	5.800 13.800	
			E	8.200	6.833	8.300	8.833 -0.1	7.266	8.000	
	174	GEORGIU Ilias	D	4.800 11.700	4.400 12.133	4.600 13.200	4.800 13.800	5.200 13.900	5.000 13.500	
			E	7.200 -0.3	7.733	8.600	9.000	8.700	8.500	
	175	KRASIAS Michalis	D	4.800 12.466	5.400 9.966	4.200 12.800	4.000 13.000	4.400 11.400	4.400 10.933	
			E	7.866 -0.2	4.566	8.600	9.000	7.000	6.533	
	176	KYRIAKOU Neofytos	D	4.700 11.800	3.400 9.891		4.800 12.500	3.700 12.800	3.200 11.300	
			E	7.100	6.491		8.000 -0.3	9.100	8.100	
31		COL - Colombia		37.765 (39)	30.899 (43)	38.165 (34)	41.858 (22)	41.633 (15)	37.965 (26)	228.285
	160	CALVO Carlos	D	5.200 12.433	4.100 10.233	4.600 11.300	4.800 13.133	5.300 13.033		
			E	7.533 -0.3	6.133	6.700	8.633 -0.3	7.733		
	161	CALVO MORENO JO	D	5.600 13.066	4.200 9.466	5.100 13.066	5.200 14.300	6.500 15.100	6.300 13.866	
			E	7.566 -0.1	5.266	7.966	9.100	8.600	7.566	
	162	LUGO Didier	D			6.100 13.766		4.900 11.066	6.000 12.733	
			E			7.666		6.166	6.733	
	163	MARTINEZ MORENO Andres	D	5.500 12.266	4.700 10.833	4.600 11.333	5.200 14.200	5.100 13.500	4.700 11.366	
			E	6.866 -0.1	6.133	6.733	9.000	8.400	6.666	
	165	VARGAS Erick	D	5.000 12.200	4.700 9.833		4.400 13.358		4.900 10.400	
			E	7.200	5.133		9.058 -0.1		5.500	
32		ARM - Armenia		39.274 (30)	32.699 (34)	43.398 (1)	40.999 (34)	37.974 (38)	32.899 (45)	227.243
	107	DAVTYAN Artur	D	5.500 13.666	5.500 11.366	5.300 13.866	5.600 14.700	4.500 13.600	4.300 12.133	
			E	8.166	5.866	8.566	9.100	9.100	7.833	
	108	DAVTYAN Vahagn	D	4.000 12.408		6.100 14.666	4.000 12.666			
			E	8.708 -0.3		8.566	8.766 -0.1			
	109	KHACHATRYAN Vigen	D	5.000 13.200	4.400 9.300		4.800 13.633	4.000 12.766	4.000 11.633	
			E	8.200	4.900		8.933 -0.1	8.766	7.633	
	110	MERDINYAN Harutyun	D		6.000 12.033					
			E		6.033					
	111	TOVMASYAN Artur	D			6.100 14.866		2.900 11.608	2.800 9.133	
			E			8.766		8.708	6.333	
33		SWE - Sweden		40.640 (19)	32.666 (35)	38.149 (35)	41.866 (20)	36.599 (43)	37.198 (35)	227.118
	350	BROMAN William	D		3.700 10.966	4.900 13.200		3.700 12.400		
			E		7.266	8.300		8.700		
	352	LIDBECK Filip	D	5.100 13.808	2.200 2.900		4.800 13.900		3.700 11.900	
			E	8.708	4.700 -4.0		9.200 -0.1		8.200	
	353	RUMBUTIS David	D	5.300 13.366	4.600 11.800	4.300 12.716	4.800 14.100	4.700 12.033	4.200 12.266	
			E	8.066	7.200	8.416	9.300	7.333	8.066	
	354	VANSTROEM Kim	D	5.500 13.466	3.900 9.900	4.300 12.233	4.000 12.800	3.800 12.166	4.000 12.066	
			E	8.266 -0.3	6.000	7.933	8.900 -0.1	8.366	8.066	
	393	IDESJOE Karl	D	4.800 12.966		4.600 12.133	4.800 13.866	5.000 11.900	5.100 12.866	
			E	8.166		7.533	9.066	6.900	7.766	











48th Artistic Gymnastics World Championships
Doha (QAT), 25 October - 3 November 2018



Men's Team Qualification

THU 25 OCT 2018

Results

Rank	Bib	Noc Name							Total
34		PRK - Democratic People's Republic of Korea	37.099 (41)	32.532 (36)	39.024 (25)	42.499 (10)	39.499 (26)	36.133 (37)	226.786
	317	HAN Jong Hyok	D E	4.300 9.233 4.933	5.500 13.225 7.725		5.900 13.133 7.233	6.000 12.133 6.133	
	318	HAN Chung Hyo	D E	2.700 9.266 6.566	5.200 11.566 6.366	5.300 11.966 6.666	2.800 11.900 9.100	4.700 12.200 7.500	5.100 11.800 6.700
	319	RI Se Gwang	D E	5.000 12.566 7.566			6.000 14.900 9.000 -0.1		
	320	RI Yong Min	D E	5.300 13.200 7.900	4.800 11.266 6.466	5.600 12.766 7.166	4.800 13.833 9.033	5.800 13.766 7.966	5.400 12.200 6.800
	321	RI Wi Chol	D E	5.300 11.333 6.333 -0.3	3.800 9.700 5.900	5.100 13.033 7.933	4.800 13.766 8.966	5.900 12.600 6.700	4.700 11.166 6.466
35		AZE - Azerbaijan	37.774 (38)	33.799 (28)	39.399 (22)	41.133 (32)	38.774 (32)	35.899 (38)	226.778
	124	AGHARZAYEV Murad	D E	5.300 10.566 5.666 -0.4	5.000 10.700 5.700	4.400 12.300 7.900	4.800 14.000 9.200	4.300 12.200 7.900	4.600 11.333 6.733
	125	BAIRAMOV Timur	D E	3.900 10.433 6.533	2.900 5.500 2.600	3.400 11.166 7.766	4.000 12.933 9.033 -0.1	4.700 12.341 7.641	4.200 10.366 6.166
	126	MOROZOV Dariy	D E	5.500 13.500 8.100 -0.1	5.800 11.933 6.133		4.800 12.600 7.900 -0.1		
	127	SIMONOV Nikita	D E			6.000 14.633 8.633		4.900 12.900 8.000	4.600 11.666 7.066
	128	TIKHONOV Ivan	D E	5.500 13.708 8.208	5.500 11.166 5.666	5.000 12.466 7.466	5.200 14.200 9.000	5.300 13.533 8.233	5.100 12.900 7.800
36		CZE - Czech Republic	39.366 (29)	34.965 (20)	36.232 (44)	40.200 (40)	37.999 (37)	35.599 (39)	224.361
	177	CERNY Frantisek	D E	5.300 11.600 6.400 -0.1		4.100 12.133 8.033	4.800 12.266 7.766 -0.3	4.200 11.933 7.733	4.700 11.733 7.033
	178	PONIZIL Daniel	D E	4.900 13.500 8.600	3.400 11.166 7.766	3.400 11.966 8.566	4.800 13.900 9.100	4.400 12.333 7.933	1.900 4.266 6.366 -4.0
	179	RADOVESNICKY Daniel	D E	4.900 13.233 8.333	4.000 11.866 7.866	4.100 12.133 8.033	4.000 12.800 8.800	5.000 13.466 8.466	4.900 12.566 7.666
	180	SLIZ Radomir	D E		4.000 11.933 7.933				
	181	SOLOVJEV Svjatoslav	D E	4.800 12.633 8.133 -0.3	4.000 10.950 6.950	2.800 10.666 8.166 -0.3	4.800 13.500 8.700	3.500 12.200 8.700	4.000 11.300 7.300
37		AUT - Austria	36.465 (44)	33.524 (30)	38.333 (32)	39.633 (42)	38.166 (36)	37.666 (30)	223.787
	118	HOECK Vinzenz	D E		4.200 11.158 6.958	6.100 14.133 8.033	4.800 13.433 8.733 -0.1	4.200 11.866 7.666	4.600 12.766 8.166
	119	KRANZLMUELLER Lukas	D E	4.200 11.666 7.466		3.700 12.100 8.400	4.000 12.866 8.866		4.300 12.300 8.000
	120	KRANZLMUELLER Severin	D E	4.100 12.733 8.633	3.900 11.200 7.300	4.200 12.066 7.866	4.000 12.900 8.900	4.800 13.200 8.400	
	121	SCHWAB Matthias	D E	5.200 12.066 6.866	4.300 11.166 6.866	4.500 12.100 7.600	4.800 13.300 8.800 -0.3	4.200 12.833 8.633	5.100 12.600 7.500
	122	SEREINIG Fabio	D E	4.600 11.433 6.833	4.700 10.033 5.333			4.800 12.133 7.333	4.800 11.533 6.733











48th Artistic Gymnastics World Championships
Doha (QAT), 25 October - 3 November 2018



Men's Team Qualification

THU 25 OCT 2018

Results

Rank	Bib	Noc Name								Total
38		UZB - Uzbekistan		38.666 (33)	33.599 (29)	37.299 (42)	40.666 (35)	37.032 (42)	34.599 (42)	221.861
	383	ABDURAKHIMOV Rasuljon	D E	5.000 13.400 8.400	4.900 11.633 6.733	4.700 12.800 8.100	5.200 12.666 7.766 -0.3	5.700 13.466 7.766	4.300 11.633 7.333	
	384	ABDUSAMATOV Khusniddin	D E		4.500 9.700 5.200			4.500 12.100 7.600	4.500 11.500 7.000	
	385	AZIMOV Abdulla	D E	5.200 12.533 7.733 -0.4	6.100 12.266 6.166	4.300 12.133 7.833	4.000 13.033 9.033	4.400 11.466 7.066	4.300 11.466 7.166	
	386	KHAMROKULOV Akobir	D E	4.600 12.166 7.666 -0.1	3.700 7.533 3.833	4.900 12.366 7.466	5.200 14.000 8.800			
	387	TOSHPULATOV Bobur	D E	4.800 12.733 7.933		3.900 11.900 8.000	4.800 13.633 8.833	4.000 11.433 7.433	4.600 9.766 5.166	
39		SRB - Serbia		37.799 (37)	32.498 (37)	35.932 (45)	39.966 (41)	37.500 (40)	37.333 (33)	221.028
	338	DEJANOVIC Bojan	D E	4.900 11.900 7.000	4.200 11.466 7.266		4.800 13.766 8.966	4.400 11.900 7.500	4.000 12.000 8.000	
	339	JURKOVIC Nikola	D E	4.700 12.833 8.133		4.100 12.000 7.900	4.800 12.133 7.633 -0.3	5.000 11.800 6.800	5.000 12.600 7.600	
	340	PAUNOVIC Milos	D E		4.400 9.766 5.366	5.100 12.366 7.266		4.700 12.800 8.100	4.600 10.933 6.333	
	341	VEFIC Petar	D E	4.500 12.400 7.900	4.200 11.266 7.066	4.200 11.566 7.366	4.800 13.700 8.900	4.800 12.800 8.000	4.300 12.733 8.433	
	342	VELICKOVIC Petar	D E	5.200 12.566 7.366	4.600 9.600 5.000	4.100 9.800 5.700	4.800 12.500 7.800 -0.1			
40		ARG - Argentina		39.232 (31)	25.066 (46)	39.999 (19)	40.465 (37)	38.632 (34)	37.466 (32)	220.860
	102	CORDOBA Nicolas	D E	4.400 12.866 8.466	2.000 4.500 6.500 -4.0		DNS	4.600 13.266 8.666	5.800 13.600 7.800	
	103	JATO Julian	D E	5.000 13.166 8.166	3.100 9.300 6.200	4.200 12.400 8.200	4.000 12.966 8.966	5.000 12.933 7.933	3.900 10.666 6.766	
	104	MAYOL Santiago	D E	5.100 13.000 7.900	4.600 11.066 6.466	5.000 12.733 7.733	4.800 13.333 8.833 -0.3		4.500 12.166 7.666	
	105	MOLINARI Federico	D E			5.900 13.766 7.866		4.600 12.300 7.700	4.600 11.700 7.100	
	106	VILLAFANE Daniel	D E	5.600 13.066 7.466	2.900 4.700 5.800 -4.0	5.900 13.500 7.600	5.200 14.166 8.966	4.900 12.433 7.533		
41		GEO - Georgia		37.073 (42)	31.966 (40)	37.366 (41)	40.232 (39)	37.732 (39)	34.965 (41)	218.334
	211	ABESADZE Saba	D E	5.100 12.666 7.666 -0.1	4.600 10.900 6.300	4.800 12.700 7.900	5.200 12.966 8.066 -0.3	4.700 11.866 7.166		
	212	ARSENIEV Vitalii	D E	4.000 11.741 7.741	3.900 10.033 6.133	4.600 12.566 7.966	4.800 13.166 8.366	5.200 13.000 7.800	4.000 11.366 7.366	
	213	GOVOROV Dmitrii	D E		5.000 10.266 5.266	4.400 11.733 7.333	5.200 12.933 8.033 -0.3		3.900 11.566 7.666	
	214	JIMSHELEISHVILI Ioane	D E	4.700 10.966 6.566 -0.3				4.600 12.566 7.966	4.200 11.733 7.533	
	215	KUZOVKOV Konstantin	D E	5.000 12.666 7.666	5.000 10.800 5.800	4.600 12.100 7.500	4.800 14.100 9.300	4.700 12.166 7.466	3.700 11.666 7.966	





48th Artistic Gymnastics World Championships
Doha (QAT), 25 October - 3 November 2018



Men's Team Qualification

THU 25 OCT 2018

Results

Rank	Bib	Noc Name								Total
42		MEX - Mexico		38.866 (32)	22.098 (48)	<u>38.865</u> (26)	42.399 (11)	40.865 (18)	34.599 (42)	217.692
	290	de LUNA Fabian	D 5.400 13.000 E 7.600	4.100 10.266 6.166	5.900 14.366 8.466	5.200 14.200 9.000	5.400 13.666 8.266	4.200 10.300 6.100		
	291	NUNEZ Isaac	D E	3.300 3.666 4.366 -4.0	4.500 12.433 7.933		5.600 14.233 8.633	5.100 12.466 7.366		
	292	RAZO PADILLA Patricio	D 5.000 12.533 E 7.533	2.900 3.466 4.566 -4.0	3.200 6.400 7.200 -4.0	4.800 13.933 9.233 -0.1	4.700 12.333 7.633	4.400 11.733 7.333		
	293	ROJO Francisco	D 5.600 13.333 E 7.833 -0.1	3.400 8.166 4.766		5.200 13.933 8.833 -0.1	5.100 12.966 7.866	4.500 10.400 5.900		
	294	VALLE Joshua	D 4.700 12.466 E 7.766		5.500 12.066 6.566	5.200 14.266 9.166 -0.1				
43		JAM - Jamaica		37.633 (40)	<u>27.632</u> (45)	37.832 (36)	39.600 (43)	35.999 (44)	35.082 (40)	213.778
	261	BECKFORD Reiss	D 5.300 13.133 E 7.833	4.300 8.900 4.600	5.100 13.233 8.133	4.600 13.000 8.700 -0.3	5.400 12.733 7.333	4.800 12.166 7.366		
	262	FAULK Caleb	D 4.800 12.000 E 7.200	4.000 8.766 4.766	4.900 12.333 7.433	4.000 12.800 8.800	3.600 11.066 7.466	4.500 11.466 6.966		
	263	LEWIS Stephen	D 5.100 12.500 E 7.400	4.100 9.966 5.866	4.500 12.266 7.766	4.800 13.800 9.000	4.300 12.200 7.900	3.900 11.450 7.550		
44		POR - Portugal		<u>36.766</u> (43)	31.566 (42)	37.732 (38)	27.600 (45)	38.558 (35)	34.300 (44)	206.522
	314	AGUIAR BARBOSA PS	D 5.100 13.000 E 7.900	4.400 10.233 5.833	5.100 12.800 7.700	4.800 13.800 9.000	5.900 13.225 7.325	4.400 10.200 5.800		
	315	ALMEIDA Simao	D 5.000 12.333 E 7.633 -0.3	4.700 10.833 6.133	5.200 11.966 6.766	4.800 13.800 9.000	4.900 13.400 8.500	4.400 11.600 7.200		
	316	ALMEIDA Bernardo	D 4.800 11.433 E 6.933 -0.3	4.500 10.500 6.000	4.900 12.966 8.066	0.000 0.000 0.000	4.400 11.933 7.533	4.900 12.500 7.600		
45		CRO - Croatia		34.666 (45)	36.700 (15)	17.882 (47)	30.532 (44)	29.566 (45)	<u>39.699</u> (11)	189.045
	166	KOVACEVIC Anton	D 2.700 10.900 E 8.500 -0.3		2.100 5.466 7.666 -4.3	1.600 10.300 8.700		5.900 13.433 7.533		
	167	KUSAN Leonardo	D E	5.100 11.300 6.200	2.500 6.133 7.633 -4.0	1.600 10.066 8.466	2.200 7.033 8.833 -4.0			
	168	SELIGMAN Robert	D E	5.200 12.400 7.200		1.600 10.166 8.566	2.300 11.633 9.333			
	169	SRBIC Tin	D 3.500 11.466 E 8.266 -0.3				2.800 10.900 8.100	6.000 14.300 8.300		
	170	UDE Filip	D 3.900 12.300 E 8.700 -0.3	6.200 13.000 6.800	2.200 6.283 8.383 -4.3			4.200 11.966 7.766		
46		LTU - Lithuania		<u>25.233</u> (46)	32.166 (39)	37.766 (37)	27.566 (46)	27.566 (46)	25.700 (47)	175.997
	285	GUSCINAS Rokas	D E	5.300 10.166 4.866	5.200 13.066 7.866					
	286	KUZMICKAS Tomas	D 5.300 13.700 E 8.400	4.800 10.700 5.900	4.900 11.500 6.600	4.800 13.866 9.066	5.400 13.966 8.566	5.100 13.400 8.300		
	287	TVOROGAL Robert	D 4.900 11.533 E 6.633	4.600 11.300 6.700	4.700 13.200 8.500	4.800 13.700 8.900	5.600 13.600 8.000	5.300 12.300 7.000		

Note:
 Underlined totals indicate starting apparatus.
Italics indicate the low (discarded) score.

Legend:
 D Difficulty DNF Did Not Finish DNS Did Not Start E Execution
 Q Qualified for Team Final

Floor Exercise
 Pommel Horse
 Rings
 Vault
 Parallel Bars
 Horizontal Bar

Attire violation rules 1.0 deduction from team results for Georgia

LONGINES Official Results Provider





48th Artistic Gymnastics World Championships
Doha (QAT), 25 October - 3 November 2018



Men's All-Around Qualification

THU 25 OCT 2018

Results

Rank	Bib Name	NOC Code													Total
			Score	Rk Pen	Score	Rk Pen	Score	Rk Pen	Score	Rk Pen	Score	Rk Pen	Score	Rk Pen	
1	157 XIAO Ruoteng	CHN	D 6.100 14.200 (14) E 8.100		D 6.100 14.633 (2) E 8.533		D 5.700 14.133 (16) E 8.433		D 5.600 14.933 (1) E 9.333		D 6.200 15.000 (8) E 8.800		D 6.100 14.433 (3) E 8.333		87.332 Q
2	334 NAGORNYI Nikita	RUS	D 6.400 14.800 (3) E 8.400		D 5.900 14.000 (6) E 8.100		D 6.000 14.633 (7) E 8.633		D 5.600 14.733 (4) E 9.133		D 6.400 14.966 (9) E 8.566		D 5.800 13.966 (16) E 8.166		87.098 Q
3	378 MIKULAK Samuel	USA	D 5.700 14.333 (8) E 8.633		D 6.000 14.133 (5) E 8.133		D 5.600 14.200 (14) E 8.600		D 5.200 14.333 (37) E 9.133		D 6.400 15.033 (6) E 8.633		D 6.100 14.566 (2) E 8.466		86.598 Q
4	331 DALALOYAN Artur	RUS	D 6.200 14.833 (1) E 8.633		D 5.200 11.766 (72) E 6.566		D 5.900 14.100 (22) E 8.200		D 5.600 14.666 (9) E 9.166 -0.1		D 6.400 15.041 (5) E 8.641		D 5.700 14.166 (8) E 8.466		84.572 Q
5	156 SUN Wei	CHN	D 5.500 13.200 (96) E 7.700		D 5.600 13.441 (12) E 7.841		D 5.900 13.933 (25) E 8.033		D 5.600 14.700 (6) E 9.200 -0.1		D 5.700 14.733 (16) E 9.033		D 6.000 14.000 (14) E 8.000		84.007 Q
6	269 SHIRAI Kenzo	JPN	D 6.800 14.833 (2) E 8.033		D 5.500 12.966 (20) E 7.466		D 5.700 13.733 (39) E 8.033		D 5.600 14.733 (4) E 9.133		D 6.200 14.466 (25) E 8.266		D 6.100 13.133 (55) E 7.033		83.864 Q
7	155 LIN Chaopan	CHN	D 6.000 12.933 (121) E 7.233 -0.3		D 5.600 12.866 (27) E 7.266		D 5.600 13.833 (33) E 8.233		D 5.600 14.600 (14) E 9.100 -0.1		D 6.400 15.266 (3) E 8.866		D 6.200 13.966 (17) E 7.766		83.464
8	330 BELYAVSKIY David	RUS	D 5.700 12.500 (143) E 6.800		D 6.200 14.000 (7) E 7.800		D 5.500 13.533 (46) E 8.033		D 5.200 14.333 (37) E 9.133		D 6.400 15.033 (6) E 8.633		D 5.600 13.933 (18) E 8.333		83.332
9	208 HALL James	GBR	D 5.900 14.333 (10) E 8.433		D 6.000 13.033 (15) E 7.033		D 5.800 14.100 (21) E 8.300		D 5.200 14.366 (32) E 9.166		D 6.000 14.466 (24) E 8.466		D 5.600 12.900 (66) E 7.300		83.198 Q
10	268 KAYA Kazuma	JPN	D 5.700 14.333 (8) E 8.633		D 6.400 12.425 (41) E 6.025		D 6.100 13.966 (24) E 7.866		D 5.200 14.200 (49) E 9.000		D 6.300 14.691 (18) E 8.391		D 5.500 13.300 (45) E 7.800		82.915 Q
11	144 SOUZA Caio	BRA	D 5.500 13.533 (65) E 8.033		D 5.300 11.166 (107) E 5.866		D 6.000 14.433 (11) E 8.433		D 5.600 14.633 (12) E 9.033		D 6.100 14.766 (15) E 8.666		D 5.900 13.800 (23) E 7.900		82.331 Q
12	187 ABAD Nestor	ESP	D 5.800 13.700 (54) E 8.000 -0.1		D 5.100 12.400 (43) E 7.300		D 5.200 13.666 (43) E 8.466		D 4.800 13.700 (104) E 9.000 -0.1		D 5.500 14.175 (36) E 8.675		D 5.700 13.866 (20) E 8.166		81.507 Q
13	205 BEVAN Brinn	GBR	D 5.900 13.733 (47) E 8.133 -0.3		D 5.500 12.600 (36) E 7.100		D 5.100 13.600 (44) E 8.500		D 5.600 14.600 (15) E 9.000		D 5.900 14.525 (22) E 8.625		D 5.500 12.233 (119) E 6.733		81.291 Q
14	313 YULO Carlos Edriel	PHI	D 6.200 14.766 (4) E 8.566		D 4.700 12.166 (52) E 7.466		D 5.500 13.700 (41) E 8.200		D 5.600 14.666 (9) E 9.166 -0.1		D 5.700 14.366 (27) E 8.666		D 5.200 11.566 (162) E 6.366		81.230 Q
15	369 ONDER Ahmet	TUR	D 6.000 14.533 (5) E 8.533		D 5.800 12.000 (61) E 6.200		D 6.000 13.866 (30) E 7.866		D 5.200 14.300 (39) E 9.100		D 6.000 14.300 (31) E 8.300		D 5.100 12.000 (133) E 6.900		80.999 Q
16	344 BRAEGGER Pablo	SUI	D 5.600 14.066 (22) E 8.466		D 5.400 12.966 (18) E 7.566		D 4.600 13.333 (64) E 8.733		D 5.200 12.900 (163) E 8.000 -0.3		D 6.300 14.333 (30) E 8.033		D 5.900 13.166 (52) E 7.266		80.764 Q
17	216 DAUSER Lukas	GER	D 5.200 13.266 (87) E 8.066		D 5.700 11.800 (70) E 6.108		D 5.000 13.333 (65) E 8.333		D 4.800 13.766 (98) E 8.966		D 6.300 14.933 (10) E 8.633		D 5.600 13.433 (38) E 7.833		80.539 Q
18	376 VERNIAIEV Oleg	UKR	D 5.700 13.766 (44) E 8.066		D 5.100 11.200 (104) E 6.100		D 4.900 13.366 (61) E 8.466		D 5.600 14.366 (36) E 8.766		D 6.700 15.458 (2) E 8.758		D 4.900 12.366 (107) E 7.466		80.522 Q
19	380 MOLDAUER Yul	USA	D 5.800 14.433 (6) E 8.633		D 4.700 11.500 (85) E 6.800		D 5.700 13.233 (73) E 7.533		D 5.200 14.266 (43) E 9.066		D 5.900 14.500 (23) E 8.600		D 5.000 12.433 (103) E 7.433		80.365 Q
20	346 HEGI Oliver	SUI	D 5.500 13.566 (63) E 8.066		D 5.300 13.500 (9) E 8.200		D 4.900 13.133 (84) E 8.233		D 4.800 13.916 (73) E 9.116		D 5.800 12.800 (129) E 7.000		D 6.200 13.333 (44) E 7.133		80.248 Q
21	329 MUNTEAN Andrei Vasile	ROU	D 5.400 13.500 (69) E 8.100		D 4.200 10.800 (124) E 6.600		D 5.900 13.858 (31) E 7.958		D 5.200 14.433 (25) E 9.233		D 5.900 14.400 (26) E 8.500		D 4.900 13.233 (47) E 8.333		80.224 Q
22	284 PARK Minsoo	KOR	D 5.500 13.700 (51) E 8.200		D 5.400 13.500 (10) E 8.100		D 5.700 13.766 (36) E 8.066		D 4.800 13.533 (123) E 8.833 -0.1		D 5.300 13.766 (58) E 8.466		D 5.400 11.700 (151) E 6.300		79.965 Q
23	148 COURNOYER Rene	CAN	D 5.600 13.666 (56) E 8.066		D 5.200 11.366 (91) E 6.166		D 5.300 13.400 (59) E 8.100		D 5.200 13.933 (72) E 8.733		D 5.500 13.733 (60) E 8.233		D 5.400 13.600 (28) E 8.200		79.698 Q
24	220 NGUYEN Marcel	GER	D 6.100 14.166 (18) E 8.066		D 4.800 11.233 (101) E 6.433		D 5.800 14.133 (17) E 8.333		D 5.200 13.666 (115) E 8.566 -0.1		D 6.400 14.566 (20) E 8.166		D 5.500 11.933 (137) E 6.433		79.697 Q
25	366 ARICAN Ferhat	TUR	D 5.300 13.300 (85) E 8.000		D 5.800 11.966 (63) E 6.166		D 4.600 12.533 (122) E 7.933		D 5.200 14.400 (27) E 9.200		D 6.600 14.866 (11) E 8.266		D 5.200 12.400 (105) E 7.200		79.465 Q

LONGINES Official Results Provider






48th Artistic Gymnastics World Championships
Doha (QAT), 25 October - 3 November 2018



Men's All-Around Qualification

THU 25 OCT 2018

Results

Rank	Bib Name	NOC Code								Total
				Score Rk Pen	Score Rk Pen	Score Rk Pen	Score Rk Pen	Score Rk Pen	Score Rk Pen	
26	173 GEORGIU Marios	CYP	D	5.500 13.700 (51)	5.600 12.433 (40)	5.000 13.300 (68)	4.800 13.533 (123)	5.300 12.566 (141)	5.800 <u>13.800</u> (22)	79.332 Q
			E	8.200	6.833	8.300	8.833 -0.1	7.266	8.000	
27	107 DAVTYAN Artur	ARM	D	5.500 13.666 (55)	5.500 11.366 (92)	5.300 13.866 (29)	5.600 14.700 (7)	4.500 13.600 (70)	4.300 <u>12.133</u> (125)	79.331 R1
			E	8.166	5.866	8.566	9.100	9.100	7.833	
28	256 EDALLI Ludovico	ITA	D	5.100 13.333 (79)	5.400 <u>11.633</u> (79)	4.800 13.200 (78)	4.400 13.400 (136)	5.800 14.200 (35)	5.600 13.333 (43)	79.099 R2
			E	8.233	6.233	8.400	9.000	8.400	7.733	
29	202 FRASCA Loris	FRA	D	5.900 14.200 (12)	4.500 10.100 (148)	4.900 13.433 (55)	5.600 14.833 (3)	4.900 13.633 (68)	5.100 <u>12.700</u> (81)	78.899 R3
			E	8.300	5.600	8.533	9.233	8.733	7.600	
30	136 LIKHOVITSKIY Andrey	BLR	D	4.800 13.000 (111)	5.900 <u>12.533</u> (39)	4.600 12.600 (117)	4.400 13.200 (146)	5.500 14.100 (38)	5.500 13.433 (37)	78.866 R4
			E	8.500 -0.3	6.633	8.000	8.800	8.600	7.933	
31	161 CALVO MORENO JO	COL	D	5.600 13.066 (107)	4.200 <u>9.466</u> (175)	5.100 13.066 (86)	5.200 14.300 (39)	6.500 15.100 (4)	6.300 13.866 (21)	78.864
			E	7.566 -0.1	5.266	7.966	9.100	8.600	7.566	
32	134 VROLIX Jonathan	BEL	D	5.900 14.066 (23)	4.700 12.066 (56)	5.200 13.433 (56)	5.200 <u>13.866</u> (82)	5.000 13.333 (89)	4.000 12.066 (127)	78.830
			E	8.166	7.366	8.233	8.666	8.333	8.066	
33	203 GOBAUX Julien	FRA	D	5.800 13.833 (39)	4.900 10.966 (118)	5.400 13.800 (34)	4.800 13.866 (79)	5.400 12.633 (137)	5.100 <u>13.433</u> (36)	78.531
			E	8.133 -0.1	6.066	8.400	9.066	7.233	8.333	
34	274 AZIZOV Ilyas	KAZ	D	5.300 13.566 (61)	5.400 12.966 (18)	4.400 12.933 (93)	4.800 <u>13.933</u> (68)	4.400 12.700 (133)	4.100 12.366 (106)	78.464
			E	8.266	7.566	8.533	9.133	8.300	8.266	
35	303 SKJERAHAUG Stian	NOR	D	5.400 14.033 (25)	4.900 <u>11.633</u> (77)	4.500 12.533 (121)	5.200 14.233 (45)	4.800 13.066 (104)	4.500 12.900 (63)	78.398
			E	8.633	6.733	8.033	9.033	8.266	8.400	
36	278 MUSSAYEV Akim	KAZ	D	5.200 13.333 (80)	5.200 12.866 (26)	4.500 12.766 (103)	4.800 <u>13.966</u> (66)	5.200 13.766 (57)	4.400 11.700 (148)	78.397
			E	8.133	7.666	8.266	9.166	8.566	7.300	
37	195 KIRMES Oskar	FIN	D	5.500 <u>13.866</u> (38)	4.100 11.366 (90)	4.700 12.866 (96)	4.800 13.633 (117)	5.500 13.500 (79)	5.000 13.100 (56)	78.331
			E	8.366	7.266	8.166	8.933 -0.1	8.000	8.100	
38	371 HRYKO Vladyslav	UKR	D	5.400 11.466 (184)	5.600 12.900 (24)	5.500 13.333 (67)	5.200 13.500 (131)	5.700 <u>14.100</u> (39)	5.200 12.966 (60)	78.265
			E	6.066	7.300	7.833	8.600 -0.3	8.400	7.766	
39	174 GEORGIU Ilias	CYP	D	4.800 11.700 (174)	4.400 12.133 (53)	4.600 13.200 (75)	4.800 13.800 (88)	5.200 13.900 (48)	5.000 <u>13.500</u> (32)	78.233
			E	7.200 -0.3	7.733	8.600	9.000	8.700	8.500	
40	301 HEGGEMSNES Sofus	NOR	D	5.200 13.333 (80)	5.300 <u>12.366</u> (46)	4.700 12.533 (124)	5.200 14.500 (21)	4.400 13.000 (110)	4.100 12.433 (101)	78.165
			E	8.133	7.066	7.833	9.300	8.600	8.333	
41	282 LEE Junho	KOR	D	5.800 13.966 (29)	4.200 10.000 (154)	4.800 13.166 (81)	5.200 14.383 (31)	5.700 14.333 (29)	5.500 <u>12.266</u> (117)	78.114
			E	8.166	5.800	8.366	9.183	8.633	6.766	
42	129 GENTGES Maxime	BEL	D	5.200 13.733 (45)	5.800 12.658 (32)	4.900 12.866 (97)	4.400 <u>13.400</u> (136)	5.100 13.525 (76)	4.900 11.900 (140)	78.082
			E	8.533	6.858	7.966	9.000	8.425	7.300 -0.3	
43	128 TIKHONOV Ivan	AZE	D	5.500 13.708 (48)	5.500 11.166 (108)	5.000 12.466 (129)	5.200 14.200 (49)	5.300 13.533 (73)	5.100 <u>12.900</u> (65)	77.973
			E	8.208	5.666	7.466	9.000	8.233	7.800	
44	190 LOPEZ Ruben	ESP	D	5.500 <u>13.500</u> (67)	4.800 10.100 (149)	5.500 13.533 (46)	5.200 13.900 (78)	5.600 14.066 (40)	5.000 12.866 (69)	77.965
			E	8.300 -0.3	5.300	8.033	8.700	8.466	7.866	
45	189 MIR Nicolau	ESP	D	5.700 <u>13.833</u> (40)	3.700 10.300 (139)	5.100 13.333 (66)	5.200 14.300 (39)	5.500 14.266 (33)	4.700 11.800 (142)	77.832
			E	8.133	6.600	8.233	9.100	8.766	7.100	
46	297 LOUWIJE Bram	NED	D	4.800 13.000 (112)	5.400 12.600 (35)	3.700 <u>11.800</u> (170)	4.800 13.666 (113)	5.500 13.866 (52)	5.100 12.866 (70)	77.798
			E	8.200	7.200	8.100	8.866	8.366	7.766	
47	249 DOLGOPYAT Artem	ISR	D	6.400 14.400 (7)	5.500 11.741 (73)	4.300 11.966 (165)	4.800 13.700 (104)	5.000 <u>13.166</u> (96)	4.900 12.766 (75)	77.739
			E	8.000	6.241	7.666	9.000 -0.1	8.166	7.866	
48	260 SARRUGERIO Marco	ITA	D	5.200 13.200 (93)	3.800 <u>10.333</u> (137)	5.500 13.833 (32)	4.800 13.700 (108)	5.500 14.033 (42)	4.600 12.500 (97)	77.599
			E	8.000	6.533	8.333	8.900	8.533	7.900	
49	259 RUSSO Andrea	ITA	D	4.800 12.700 (131)	4.600 <u>12.400</u> (42)	5.700 13.900 (27)	4.000 12.866 (164)	5.400 13.466 (81)	5.000 12.000 (132)	77.332
			E	7.900	7.800	8.200	8.866	8.066	7.000	
50	286 KUZMICKAS Tomas	LTU	D	5.300 <u>13.700</u> (49)	4.800 10.700 (128)	4.900 11.500 (175)	4.800 13.866 (79)	5.400 13.966 (45)	5.100 13.400 (42)	77.132
			E	8.400	5.900	6.600	9.066	8.566	8.300	

LONGINES Official Results Provider





48th Artistic Gymnastics World Championships
Doha (QAT), 25 October - 3 November 2018



Men's All-Around Qualification

THU 25 OCT 2018

Results

Rank	Bib Name	NOC Code													Total
			Score	Rk Pen	Score	Rk Pen	Score	Rk Pen	Score	Rk Pen	Score	Rk Pen	Score	Rk Pen	
51	235 SHEPPARD Ryan Macleod	HUN	D 5.100 12.900 (123)	4.300 11.600 (81)	4.300 12.500 (127)	4.800 13.900 (75)	5.200 13.233 (92)	5.000 <u>12.966</u> (59)	7.800	7.300	8.200	9.100	8.033	7.966	77.099
52	223 ILIOPOULOS Nikolaos	GRE	D 4.700 12.833 (126)	3.600 10.391 (136)	4.700 <u>13.233</u> (70)	4.800 13.933 (68)	5.100 13.700 (62)	5.600 12.966 (61)	8.133	6.791	8.533	9.133	8.600	7.366	77.056
53	320 RI Yong Min	PRK	D 5.300 13.200 (95)	4.800 11.266 (99)	5.600 <u>12.766</u> (107)	4.800 13.833 (83)	5.800 13.766 (59)	5.400 12.200 (121)	7.900	6.466	7.166	9.033	7.966	6.800	77.031
54	137 SANUVONH Dzianis	BLR	D 5.400 13.700 (50)	4.600 <u>11.400</u> (89)	4.700 12.100 (157)	5.200 14.566 (19)	4.700 13.133 (98)	4.800 12.000 (131)	8.300	6.800	7.400	9.366	8.433	7.200	76.899
55	241 STEELE Adam	IRL	D 5.000 12.033 (163)	5.000 12.866 (25)	4.200 12.100 (152)	5.200 13.766 (102)	5.000 13.666 (66)	4.500 <u>12.433</u> (102)	7.333 -0.3	7.866	7.900	8.666 -0.1	8.666	7.933	76.864
56	131 KUAVITA Noah	BEL	D 5.500 13.966 (28)	4.000 10.000 (153)	4.700 12.533 (124)	5.200 <u>13.800</u> (97)	5.700 13.700 (65)	5.700 12.600 (91)	8.466	6.000	7.833	8.900 -0.3	8.000	6.900	76.599
57	227 TANTALIDIS Antonios	GRE	D 5.500 13.100 (104)	5.200 10.733 (127)	4.000 <u>12.525</u> (126)	5.200 14.500 (21)	4.100 13.000 (109)	4.500 12.733 (78)	7.900 -0.3	5.533	8.525	9.300	8.900	8.233	76.591
58	360 SHIAO Yu-Jan	TPE	D 5.300 13.566 (61)	5.100 12.000 (59)	4.300 12.133 (146)	4.800 <u>13.466</u> (133)	4.700 12.900 (118)	4.000 12.300 (110)	8.266	6.900	7.833	8.966 -0.3	8.200	8.300	76.365
59	349 MICHNAK Slavomir	SVK	D 4.800 13.300 (84)	6.000 13.333 (13)	3.900 12.200 (141)	4.000 <u>13.233</u> (144)	4.100 11.633 (172)	4.400 12.633 (85)	8.500	7.333	8.300	9.233	7.533	8.233	76.332
60	353 RUMBUTIS David	SWE	D 5.300 13.366 (78)	4.600 11.800 (71)	4.300 <u>12.716</u> (110)	4.800 14.100 (57)	4.700 12.033 (161)	4.200 12.266 (114)	8.066	7.200	8.416	9.300	7.333	8.066	76.281
61	114 MASON STEPHENS Clay	AUS	D 5.500 13.433 (75)	3.600 <u>10.666</u> (131)	4.200 12.466 (128)	4.800 14.066 (61)	5.700 12.966 (114)	4.800 12.633 (87)	8.033 -0.1	7.066	8.266	9.266	7.266	7.833	76.230
62	179 RADOVESNICKY Daniel	CZE	D 4.900 13.233 (89)	4.000 11.866 (69)	4.100 <u>12.133</u> (144)	4.000 12.800 (168)	5.000 13.466 (80)	4.900 12.566 (93)	8.333	7.866	8.033	8.800	8.466	7.666	76.064
63	306 DICK Ethan	NZL	D 5.300 13.466 (73)	4.500 <u>11.133</u> (110)	3.800 12.200 (140)	4.800 13.800 (88)	5.100 13.133 (100)	4.300 12.300 (111)	8.166	6.633	8.400	9.000	8.033	8.000	76.032
64	234 KARDOS Botond	HUN	D 5.400 13.166 (99)	4.300 11.400 (88)	4.600 12.300 (137)	4.800 13.833 (83)	4.800 12.066 (160)	5.100 <u>13.233</u> (49)	7.766	7.100	7.700	9.033	7.266	8.133	75.998
65	142 de SOUZA BITENCOU.	BRA	D 5.700 13.266 (88)	4.800 <u>10.700</u> (128)	5.500 12.766 (106)	5.200 14.200 (49)	5.700 13.633 (69)	5.600 11.400 (170)	7.566	5.900	7.266	9.000	7.933	5.800	75.965
66	305 WIBYE Harald	NOR	D 5.200 12.466 (147)	4.100 <u>12.100</u> (55)	4.100 12.600 (116)	4.800 13.833 (83)	4.500 12.933 (116)	4.600 11.933 (136)	7.266	8.000	8.500	9.033	8.433	7.333	75.865
67	290 de LUNA Fabian	MEX	D 5.400 13.000 (116)	4.100 10.266 (140)	5.900 <u>14.366</u> (12)	5.200 14.200 (49)	5.400 13.666 (67)	4.200 10.300 (191)	7.600	6.166	8.466	9.000	8.266	6.100	75.798
68	287 TVOROGAL Robert	LTU	D 4.900 <u>11.533</u> (179)	4.600 11.300 (95)	4.700 13.200 (76)	4.800 13.700 (108)	5.600 13.600 (71)	5.300 12.300 (113)	6.633	6.700	8.500	8.900	8.000	7.000	75.633
69	383 ABDURAKHIMOV Rasuljon	UZB	D 5.000 13.400 (77)	4.900 11.633 (77)	4.700 <u>12.800</u> (101)	5.200 12.666 (176)	5.700 13.466 (82)	4.300 11.633 (157)	8.400	6.733	8.100	7.766 -0.3	7.766	7.333	75.598
70	150 PATERSON Cory	CAN	D 5.300 13.133 (101)	4.500 8.166 (187)	4.700 12.766 (105)	4.800 13.833 (83)	5.500 13.933 (47)	5.700 <u>13.700</u> (26)	7.833	3.666	8.066	9.033	8.433	8.000	75.531
71	196 KOSKI Elias	FIN	D 5.300 <u>13.533</u> (64)	4.600 11.733 (74)	4.500 13.033 (88)	4.800 13.700 (104)	4.300 11.133 (180)	4.400 12.333 (109)	8.233	7.133	8.533	9.000 -0.1	6.833	7.933	75.465
72	199 BORELLO Antoine	FRA	D 5.000 13.100 (103)	4.600 11.633 (76)	4.600 12.533 (122)	4.000 12.800 (168)	4.900 12.200 (155)	5.400 <u>12.933</u> (62)	8.100	7.033	7.933	8.800	7.300	7.533	75.199
73	254 SOROKINE Michael	ISR	D 4.800 12.033 (164)	4.300 11.266 (98)	4.200 12.200 (142)	4.800 13.666 (113)	4.700 <u>13.300</u> (90)	5.100 12.366 (108)	7.233	6.966	8.000	8.866	8.600	7.266	74.831
74	341 VEFIC Petar	SRB	D 4.500 12.400 (151)	4.200 11.266 (97)	4.200 11.566 (173)	4.800 13.700 (108)	4.800 <u>12.800</u> (128)	4.300 12.733 (77)	7.900	7.066	7.366	8.900	8.000	8.433	74.465
75	307 DYSON Devy	NZL	D 4.900 13.000 (113)	4.200 <u>10.866</u> (121)	5.300 13.366 (63)	4.000 12.900 (161)	4.800 12.666 (136)	4.700 11.600 (159)	8.100	6.666	8.066	8.900	7.866	6.900	74.398

LONGINES Official Results Provider










48th Artistic Gymnastics World Championships
Doha (QAT), 25 October - 3 November 2018



Men's All-Around Qualification

THU 25 OCT 2018

Results

Rank	Bib Name	NOC Code													Total
			Score	Rk Pen	Score	Rk Pen	Score	Rk Pen	Score	Rk Pen	Score	Rk Pen	Score	Rk Pen	
76	390 le Thanh Tung	VIE	D 4.600 12.466 (145)	3.300 9.700 (169)	4.800 13.000 (90)	5.600 14.566 (20)	5.400 11.366 (179)	5.000 13.133 (53)	74.231	E 7.866	6.400	8.200	8.966	5.966	8.133
77	193 CARD Franz	FIN	D 4.100 11.766 (172)	3.500 11.633 (75)	4.200 12.700 (111)	4.000 12.866 (164)	4.500 12.733 (131)	4.500 12.533 (94)	74.231	E 7.666	8.133	8.500	8.866	8.233	8.033
78	172 LERU Randy	CUB	D 5.900 13.900 (37)	3.200 6.733 (191)	4.400 12.000 (163)	4.800 13.666 (112)	5.900 13.900 (50)	6.100 13.933 (19)	74.132	E 8.000	3.533	7.600	8.966 -0.1	8.000	7.833
79	121 SCHWAB Matthias	AUT	D 5.200 12.066 (162)	4.300 11.166 (106)	4.500 12.100 (154)	4.800 13.300 (143)	4.200 12.833 (123)	5.100 12.600 (90)	74.065	E 6.866	6.866	7.600	8.800 -0.3	8.633	7.500
80	315 ALMEIDA Simao	POR	D 5.000 12.333 (154)	4.700 10.833 (122)	5.200 11.966 (166)	4.800 13.800 (88)	4.900 13.400 (86)	4.400 11.600 (158)	73.932	E 7.633 -0.3	6.133	6.766	9.000	8.500	7.200
81	135 ANTROPAU Raman	BLR	D 4.900 12.866 (125)	5.400 10.233 (145)	4.000 12.633 (114)	4.400 13.133 (148)	5.100 12.833 (124)	4.800 12.200 (120)	73.898	E 8.066 -0.1	4.833	8.633	8.833 -0.1	7.733	7.400
82	391 PHAM Phuoc Hung	VIE	D 4.600 12.733 (129)	4.200 9.933 (159)	4.600 12.166 (143)	4.800 11.900 (191)	6.300 14.366 (28)	4.400 12.400 (104)	73.498	E 8.133	5.733	7.566	7.400 -0.3	8.066	8.000
83	215 KUZOVKOV Konstantin	GEO	D 5.000 12.666 (134)	5.000 10.800 (125)	4.600 12.100 (156)	4.800 14.100 (57)	4.700 12.166 (157)	3.700 11.666 (152)	73.498	E 7.666	5.800	7.500	9.300	7.466	7.966
84	163 MARTINEZ MORENO Andres	COL	D 5.500 12.266 (156)	4.700 10.833 (122)	4.600 11.333 (176)	5.200 14.200 (49)	5.100 13.500 (78)	4.700 11.366 (173)	73.498	E 6.866 -0.1	6.133	6.733	9.000	8.400	6.666
85	314 AGUIAR BARBOSA PS	POR	D 5.100 13.000 (114)	4.400 10.233 (144)	5.100 12.800 (102)	4.800 13.800 (88)	5.900 13.225 (93)	4.400 10.200 (192)	73.258	E 7.900	5.833	7.700	9.000	7.325	5.800
86	261 BECKFORD Reiss	JAM	D 5.300 13.133 (101)	4.300 8.900 (181)	5.100 13.233 (71)	4.600 13.000 (155)	5.400 12.733 (132)	4.800 12.166 (123)	73.165	E 7.833	4.600	8.133	8.700 -0.3	7.333	7.366
87	275 JANTYKOV Yerbol	KAZ	D 5.200 13.200 (93)	3.800 11.400 (87)	4.000 9.800 (186)	4.000 12.766 (171)	5.200 12.533 (142)	5.600 13.433 (38)	73.132	E 8.000	7.600	6.100 -0.3	8.766	7.333	7.833
88	359 LEE Chih Kai	TPE	D 5.800 13.933 (33)	5.700 13.700 (8)	3.600 5.900 (193)	5.200 14.366 (32)	5.600 12.600 (138)	4.900 12.600 (88)	73.099	E 8.133	8.000	6.300 -4.0	9.166	7.000	7.700
89	385 AZIMOV Abdulla	UZB	D 5.200 12.533 (140)	6.100 12.266 (50)	4.300 12.133 (146)	4.000 13.033 (152)	4.400 11.466 (175)	4.300 11.466 (167)	72.897	E 7.733 -0.4	6.166	7.833	9.033	7.066	7.166
90	322 ALDYANI Ahmed	QAT	D 4.800 10.800 (194)	5.400 11.233 (102)	4.300 12.000 (162)	4.800 13.766 (98)	5.400 12.333 (149)	4.600 12.500 (97)	72.632	E 6.400 -0.4	5.833	7.700	8.966	6.933	7.900
91	354 VANSTROEM Kim	SWE	D 5.500 13.466 (72)	3.900 9.900 (161)	4.300 12.233 (139)	4.000 12.800 (167)	3.800 12.166 (156)	4.000 12.066 (127)	72.631	E 8.266 -0.3	6.000	7.933	8.900 -0.1	8.366	8.066
92	263 LEWIS Stephen	JAM	D 5.100 12.500 (142)	4.100 9.966 (157)	4.500 12.266 (138)	4.800 13.800 (88)	4.300 12.200 (152)	3.900 11.450 (169)	72.182	E 7.400	5.866	7.766	9.000	7.900	7.550
93	212 ARSENIYEV Vitalii	GEO	D 4.000 11.741 (173)	3.900 10.033 (151)	4.600 12.566 (120)	4.800 13.166 (147)	5.200 13.000 (111)	4.000 11.366 (172)	71.872	E 7.741	6.133	7.966	8.366	7.800	7.366
94	321 RI Wi Chol	PRK	D 5.300 11.333 (188)	3.800 9.700 (170)	5.100 13.033 (89)	4.800 13.766 (98)	5.900 12.600 (139)	4.700 11.166 (179)	71.598	E 6.333 -0.3	5.900	7.933	8.966	6.700	6.466
95	289 LOO Phay Xing	MAS	D 5.000 13.166 (97)	5.500 11.366 (92)	3.800 10.400 (183)	4.800 12.333 (183)	4.600 12.700 (134)	4.000 11.533 (163)	71.498	E 8.166	5.866	6.600	7.833 -0.3	8.100	7.533
96	103 JATO Julian	ARG	D 5.000 13.166 (97)	3.100 9.300 (176)	4.200 12.400 (131)	4.000 12.966 (157)	5.000 12.933 (117)	3.900 10.666 (186)	71.431	E 8.166	6.200	8.200	8.966	7.933	6.766
97	181 SOLOVJEV Svjatoslav	CZE	D 4.800 12.633 (135)	4.000 10.950 (119)	2.800 10.666 (182)	4.800 13.500 (129)	3.500 12.200 (151)	4.000 11.300 (176)	71.249	E 8.133 -0.3	6.950	8.166 -0.3	8.700	8.700	7.300
98	392 PHAN Ngoc Hung	VIE	D 4.100 11.633 (176)	4.800 11.000 (114)	3.300 11.266 (178)	4.000 12.700 (174)	5.400 13.133 (101)	3.900 11.500 (165)	71.232	E 7.633 -0.1	6.200	7.966	8.700	7.733	7.600
99	124 AGHARZAYEV Murad	AZE	D 5.300 10.566 (195)	5.000 10.700 (130)	4.400 12.300 (136)	4.800 14.000 (64)	4.300 12.200 (152)	4.600 11.333 (174)	71.099	E 5.666 -0.4	5.700	7.900	9.200	7.900	6.733
100	327 SZABO Rafael	ROU	D 4.800 12.200 (159)	3.300 6.633 (193)	5.200 13.233 (72)	4.800 13.933 (68)	5.100 12.900 (120)	3.900 11.666 (153)	70.565	E 7.400	3.333	8.033	9.133	7.800	7.766

LONGINES Official Results Provider





48th Artistic Gymnastics World Championships
Doha (QAT), 25 October - 3 November 2018



Men's All-Around Qualification

THU 25 OCT 2018

Results

Rank	Bib Name	NOC Code													Total
			Score	Rk Pen	Score	Rk Pen	Score	Rk Pen	Score	Rk Pen	Score	Rk Pen	Score	Rk Pen	
101	175 KRASIAS Michalis	CYP	D 4.800 12.466 (144)	5.400 9.966 (158)	4.200 12.800 (100)	4.000 13.000 (154)	4.400 11.400 (177)	4.400 <u>10.933</u> (184)	70.565						
			E 7.866 -0.2	4.566	8.600	9.000	7.000	6.533							
102	146 ALEKSANDROV Yordan	BUL	D 4.700 12.533 (139)	4.600 11.500 (84)	4.800 12.733 (108)	4.800 11.966 (189)	4.400 <u>9.633</u> (187)	4.600 11.100 (180)	69.465						
			E 7.833	6.900	7.933	7.466 -0.3	5.233	6.500							
103	248 REINHARDSSON Valgard	ISL	D 5.300 <u>11.966</u> (168)	3.600 11.500 (83)	4.200 12.100 (152)	5.200 13.233 (145)	4.400 10.633 (185)	4.100 9.766 (193)	69.198						
			E 7.366 -0.7	7.900	7.900	8.333 -0.3	6.233	5.666							
104	318 HAN Chung Hyo	PRK	D 2.700 9.266 (198)	5.200 11.566 (82)	5.300 <u>11.966</u> (167)	2.800 11.900 (190)	4.700 12.200 (154)	5.100 11.800 (143)	68.698						
			E 6.566	6.366	6.666	9.100	7.500	6.700							
105	262 FAULK Caleb	JAM	D 4.800 12.000 (167)	4.000 <u>8.766</u> (183)	4.900 12.333 (135)	4.000 12.800 (168)	3.600 11.066 (181)	4.500 11.466 (168)	68.431						
			E 7.200	4.766	7.433	8.800	7.466	6.966							
106	186 CHIRIBOGA Israel	ECU	D 4.700 13.066 (105)	3.700 6.666 (192)	3.200 10.733 (181)	4.800 13.133 (149)	4.500 <u>11.466</u> (174)	4.500 12.633 (86)	67.697						
			E 8.366	2.966	7.533	8.633 -0.3	7.266 -0.3	8.133							
107	178 PONIZIL Daniel	CZE	D 4.900 13.500 (66)	3.400 11.166 (105)	3.400 <u>11.966</u> (164)	4.800 13.900 (75)	4.400 12.333 (147)	1.900 4.266 (197)	67.131						
			E 8.600	7.766	8.566	9.100	7.933	6.366 -4.0							
108	267 NAGHOIJ Saleem	JOR	D 4.500 12.200 (158)	3.900 8.866 (182)	3.700 10.266 (185)	4.800 <u>12.300</u> (184)	4.100 11.733 (170)	3.800 11.366 (171)	66.731						
			E 7.800 -0.1	4.966	6.866 -0.3	7.800 -0.3	7.633	7.566							
109	336 TAY Wei An Terry	SGP	D 4.100 9.066 (199)	3.800 <u>9.666</u> (172)	4.200 11.533 (174)	4.800 13.500 (127)	4.400 12.000 (162)	3.500 10.400 (187)	66.165						
			E 5.166 -0.2	5.866	7.333	8.800 -0.1	7.600	6.900							
110	246 BALDURSSON Eythor	ISL	D 4.900 <u>11.266</u> (190)	2.800 10.633 (132)	3.900 11.000 (180)	4.400 13.300 (142)	3.300 8.566 (188)	3.400 11.266 (177)	66.031						
			E 6.366	7.833	7.100	8.900	5.266	7.866							
111	125 BAIRAMOV Timur	AZE	D 3.900 10.433 (197)	2.900 5.500 (194)	3.400 11.166 (179)	4.000 12.933 (159)	4.700 12.341 (146)	4.200 <u>10.366</u> (190)	62.739						
			E 6.533	2.600	7.766	9.033 -0.1	7.641	6.166							
112	292 RAZO PADILLA Patricio	MEX	D 5.000 12.533 (141)	2.900 3.466 (201)	3.200 <u>6.400</u> (189)	4.800 13.933 (67)	4.700 12.333 (148)	4.400 11.733 (146)	60.398						
			E 7.533	4.566 -4.0	7.200 -4.0	9.233 -0.1	7.633	7.333							
113	323 MOSA Ahmed	QAT	D 4.300 10.500 (196)	3.000 6.800 (190)	3.700 9.800 (187)	4.400 <u>13.066</u> (151)	3.800 10.800 (184)	4.200 9.000 (196)	59.966						
			E 6.200	3.800	6.100	8.666	7.000	4.800							
114	316 ALMEIDA Bernardo	POR	D 4.800 <u>11.433</u> (185)	4.500 10.500 (135)	4.900 12.966 (92)	0.000 0.000 (195)	4.400 11.933 (164)	4.900 12.500 (99)	59.332						
			E 6.933 -0.3	6.000	8.066	0.000	7.533	7.600							
115	356 PROMMANEE Jamorn	THA	D 4.500 <u>11.033</u> (191)	3.200 4.100 (198)	2.900 5.900 (192)	4.000 12.166 (187)	5.400 13.433 (85)	3.700 11.000 (182)	57.632						
			E 6.533	4.900 -4.0	7.300 -4.3	8.166	8.033	7.300							
311	AGUERO Daniel	PER	D 5.400 <u>13.500</u> (69)	3.400 3.766 (199)	4.500 12.100 (154)	5.200 14.200 (49)	5.400 12.700 (135)	DNS	DNF						
			E 8.100	4.366 -4.0	7.600	9.000	7.300								
247	GUNNARSSON Jon	ISL	D DNS	3.100 9.733 (168)	4.600 12.700 (112)	DNS	DNS	3.600 11.000 (181)	DNF						
			E 6.633	6.633	8.100			7.400							
328	KOTRONG Adelin	ROU	D 5.700 13.500 (71)	4.200 8.233 (185)	DNS	5.200 14.366 (32)	DNS	4.400 12.266 (115)	DNF						
			E 7.800	4.033		9.166		7.866							
312	LEON PRADO Arian	PER	D 3.900 <u>11.466</u> (182)	4.400 9.233 (180)	2.700 10.266 (184)	4.000 12.733 (172)	DNS	4.000 11.583 (160)	DNF						
			E 7.566	4.833	7.566	8.733		7.583							
298	RIJKEN Frank	NED	D 5.100 13.600 (57)	4.200 10.233 (143)	4.700 <u>13.200</u> (76)	DNS	5.500 14.033 (42)	5.300 13.000 (58)	DNF						
			E 8.600 -0.1	6.033	8.500		8.533	7.700							
357	SURINTORNTA Tikumporn	THA	D 5.500 <u>13.600</u> (58)	DNS	4.700 11.933 (168)	4.800 13.566 (122)	DNS	4.000 11.633 (155)	DNF						
			E 8.200 -0.1		7.233	8.866 -0.1		7.633							

Note:
Underlined totals indicate starting apparatus

Legend:
D Difficulty **DNF** Did Not Finish **DNS** Did Not Start **E** Execution **Pen.** Penalty
Q Qualified for All-Around Final **Rx** Reserve for All-Around Final

Floor Exercise
 Pommel Horse
 Rings
 Vault
 Parallel Bars
 Horizontal Bar

LONGINES Official Results Provider





48th Artistic Gymnastics World Championships
Doha (QAT), 25 October - 3 November 2018



Men's Floor Exercise Qualification

THU 25 OCT 2018

Results



Rank	Bib	Name	NOC Code	D Score	E Score	Pen.	Total
1	331	DALALOYAN Artur	RUS	6.200	8.633		14.833 Q
2	269	SHIRAI Kenzo	JPN	6.800	8.033		14.833 Q
3	334	NAGORNYI Nikita	RUS	6.400	8.400		14.800 Q
4	313	YULO Carlos Edriel	PHI	6.200	8.566		14.766 Q
5	369	ONDER Ahmet	TUR	6.000	8.533		14.533 Q
6	380	MOLDAUER Yul	USA	5.800	8.633		14.433 Q
7	249	DOLGOPYAT Artem	ISR	6.400	8.000		14.400 Q
8	268	KAYA Kazuma	JPN	5.700	8.633		14.333 Q
8	378	MIKULAK Samuel	USA	5.700	8.633		14.333 Q
10	208	HALL James	GBR	5.900	8.433		14.333 R1
11	345	GISCHARD Benjamin	SUI	6.000	8.233		14.233 R2
12	202	FRASCA Loris	FRA	5.900	8.300		14.200 R3
13	299	SCHMIDT Casimir	NED	6.000	8.200		14.200
14	157	XIAO Ruoteng	CHN	6.100	8.100		14.200
14	280	KIM Hansol	KOR	6.100	8.100		14.200
16	154	DENG Shudi	CHN	5.900	8.366	-0.1	14.166
17	276	KARIMI Milad	KAZ	5.800	8.366		14.166
18	220	NGUYEN Marcel	GER	6.100	8.066		14.166
19	206	CUNNINGHAM Dominick	GBR	6.000	8.116		14.116
20	361	TANG Chia-Hung	TPE	6.100	8.100	-0.1	14.100
21	192	ZAPATA Rayderley	ESP	6.400	8.000	-0.3	14.100
22	344	BRAEGGER Pablo	SUI	5.600	8.466		14.066
23	134	VROLIX Jonathan	BEL	5.900	8.166		14.066
24	153	GONZALEZ Tomas	CHI	6.100	7.966		14.066
25	303	SKJERAHAUG Stian	NOR	5.400	8.633		14.033
26	272	TANIGAWA Wataru	JPN	5.900	8.133		14.033
27	143	MARIANO Arthur	BRA	5.600	8.466	-0.1	13.966
28	131	KUAVITA Noah	BEL	5.500	8.466		13.966
29	282	LEE Junho	KOR	5.800	8.166		13.966
29	375	VASYLENKO Maksym	UKR	5.800	8.166		13.966
31	209	WHITLOCK Max	GBR	5.900	8.066		13.966
32	381	van WICKLEN Colin	USA	5.500	8.433		13.933
33	359	LEE Chih Kai	TPE	5.800	8.133		13.933
34	325	DRAGULESCU Marian	ROU	5.500	8.400		13.900
35	333	LANKIN Dmitrii	RUS	6.100	8.100	-0.3	13.900
36	198	SAARENKETO Heikki	FIN	6.000	8.000	-0.1	13.900
37	172	LERU Randy	CUB	5.900	8.000		13.900
38	195	KIRMES Oskar	FIN	5.500	8.366		13.866
39	203	GOBAUX Julien	FRA	5.800	8.133	-0.1	13.833
40	189	MIR Nicolau	ESP	5.700	8.133		13.833
41	149	MORGAN Scott	CAN	5.900	7.933		13.833





48th Artistic Gymnastics World Championships
Doha (QAT), 25 October - 3 November 2018



Men's Floor Exercise Qualification

THU 25 OCT 2018

Results



Rank	Bib	Name	NOC Code	D Score	E Score	Pen.	Total
42	352	LIDBECK Filip	SWE	5.100	8.708		13.808
43	270	TANAKA Yusuke	JPN	5.100	8.966	-0.3	13.766
44	376	VERNIAIEV Oleg	UKR	5.700	8.066		13.766
45	129	GENTGES Maxime	BEL	5.200	8.533		13.733
46	367	COLAK Ibrahim	TUR	5.300	8.433		13.733
47	205	BEVAN Brinn	GBR	5.900	8.133	-0.3	13.733
48	128	TIKHONOV Ivan	AZE	5.500	8.208		13.708
49	286	KUZMICKAS Tomas	LTU	5.300	8.400		13.700
50	137	SANUVONH Dzianis	BLR	5.400	8.300		13.700
51	173	GEORGIOU Marios	CYP	5.500	8.200		13.700
51	284	PARK Minsoo	KOR	5.500	8.200		13.700
51	296	DEURLOO Bart	NED	5.500	8.200		13.700
54	187	ABAD Nestor	ESP	5.800	8.000	-0.1	13.700
55	107	DAVTYAN Artur	ARM	5.500	8.166		13.666
56	148	COURNOYER Rene	CAN	5.600	8.066		13.666
57	298	RIJKEN Frank	NED	5.100	8.600	-0.1	13.600
58	357	SURINTORNTA Tikumporn	THA	5.500	8.200	-0.1	13.600
59	201	DEGOUY Paul	FRA	5.400	8.200		13.600
59	302	KALVOE Odin	NOR	5.400	8.200		13.600
61	274	AZIZOV Ilyas	KAZ	5.300	8.266		13.566
61	360	SHIAO Yu-Jan	TPE	5.300	8.266		13.566
63	346	HEGI Oliver	SUI	5.500	8.066		13.566
64	196	KOSKI Elias	FIN	5.300	8.233		13.533
65	144	SOUZA Caio	BRA	5.500	8.033		13.533
66	178	PONIZIL Daniel	CZE	4.900	8.600		13.500
67	190	LOPEZ Ruben	ESP	5.500	8.300	-0.3	13.500
68	126	MOROZOV Dariy	AZE	5.500	8.100	-0.1	13.500
69	311	AGUERO Daniel	PER	5.400	8.100		13.500
69	329	MUNTEAN Andrei Vasile	ROU	5.400	8.100		13.500
71	328	KOTRONG Adelin	ROU	5.700	7.800		13.500
72	354	VANSTROEM Kim	SWE	5.500	8.266	-0.3	13.466
73	306	DICK Ethan	NZL	5.300	8.166		13.466
74	308	ELLIS Kyleab	NZL	5.600	7.866		13.466
75	114	MASON STEPHENS Clay	AUS	5.500	8.033	-0.1	13.433
76	233	BONCSER Krisztian	HUN	5.900	7.833	-0.3	13.433
77	383	ABDURAKHIMOV Rasuljon	UZB	5.000	8.400		13.400
78	353	RUMBUTIS David	SWE	5.300	8.066		13.366
79	256	EDALLI Ludovico	ITA	5.100	8.233		13.333
80	278	MUSSAYEV Akim	KAZ	5.200	8.133		13.333
80	301	HEGGEMSNEs Sofus	NOR	5.200	8.133		13.333
82	293	ROJO Francisco	MEX	5.600	7.833	-0.1	13.333





48th Artistic Gymnastics World Championships
Doha (QAT), 25 October - 3 November 2018



Men's Floor Exercise Qualification

THU 25 OCT 2018

Results



Rank	Bib	Name	NOC Code	D Score	E Score	Pen.	Total
83	138	SHARAMKOU Yahor	BLR	6.100	7.633	-0.4	13.333
84	349	MICHNAK Slavomir	SVK	4.800	8.500		13.300
85	183	RIISBERG Christian	DEN	5.300	8.000		13.300
85	366	ARICAN Ferhat	TUR	5.300	8.000		13.300
87	216	DAUSER Lukas	GER	5.200	8.066		13.266
88	142	de SOUZA BITENCOURT Lucas	BRA	5.700	7.566		13.266
89	179	RADOVESNICKY Daniel	CZE	4.900	8.333		13.233
90	363	YU Chao Wei	TPE	4.800	8.400		13.200
91	109	KHACHATRYAN Vigen	ARM	5.000	8.200		13.200
92	113	COSTIN Scott	AUS	5.100	8.100		13.200
93	260	SARRUGERIO Marco	ITA	5.200	8.000		13.200
93	275	JANTYKOV Yerbol	KAZ	5.200	8.000		13.200
95	320	RI Yong Min	PRK	5.300	7.900		13.200
96	156	SUN Wei	CHN	5.500	7.700		13.200
97	103	JATO Julian	ARG	5.000	8.166		13.166
97	289	LOO Phay Xing	MAS	5.000	8.166		13.166
99	234	KARDOS Botond	HUN	5.400	7.766		13.166
100	348	YUSOF Eddy	SUI	5.300	7.933	-0.1	13.133
101	150	PATERSON Cory	CAN	5.300	7.833		13.133
101	261	BECKFORD Reiss	JAM	5.300	7.833		13.133
103	199	BORELLO Antoine	FRA	5.000	8.100		13.100
104	227	TANTALIDIS Antonios	GRE	5.500	7.900	-0.3	13.100
105	186	CHIRIBOGA Israel	ECU	4.700	8.366		13.066
106	145	ZANETTI Arthur	BRA	5.800	7.566	-0.3	13.066
107	161	CALVO MORENO Jossimar Orlando	COL	5.600	7.566	-0.1	13.066
108	106	VILLAFANE Daniel	ARG	5.600	7.466		13.066
109	116	REMKE CHRISTOPHER	AUS	6.200	6.866		13.066
110	152	ZAKUTNEY Samuel	CAN	5.300	7.733		13.033
111	136	LIKHOVITSKIY Andrey	BLR	4.800	8.500	-0.3	13.000
112	297	LOUWIJE Bram	NED	4.800	8.200		13.000
113	307	DYSON Devy	NZL	4.900	8.100		13.000
114	104	MAYOL Santiago	ARG	5.100	7.900		13.000
114	314	AGUIAR BARBOSA Petrix Stevan	POR	5.100	7.900		13.000
116	257	LODADIO Marco	ITA	5.400	7.600		13.000
116	290	de LUNA Fabian	MEX	5.400	7.600		13.000
118	393	IDESJOE Karl	SWE	4.800	8.166		12.966
119	253	SHATILOV Alexander	ISR	5.600	7.666	-0.3	12.966
120	309	KOUDINOV Mikhail	NZL	5.100	7.833		12.933
121	155	LIN Chaopan	CHN	6.000	7.233	-0.3	12.933
122	389	DINH PHUONG THANH	VIE	4.700	8.200		12.900
123	235	SHEPPARD Ryan Macleod	HUN	5.100	7.800		12.900





48th Artistic Gymnastics World Championships
Doha (QAT), 25 October - 3 November 2018



Men's Floor Exercise Qualification

THU 25 OCT 2018

Results



Rank	Bib	Name	NOC Code	D Score	E Score	Pen.	Total
124	102	CORDOBA Nicolas	ARG	4.400	8.466		12.866
125	135	ANTROPAU Raman	BLR	4.900	8.066	-0.1	12.866
126	223	ILIOPOULOS Nikolaos	GRE	4.700	8.133		12.833
126	339	JURKOVIC Nikola	SRB	4.700	8.133		12.833
128	120	KRANZLMUELLER Severin	AUT	4.100	8.633		12.733
129	391	PHAM Phuoc Hung	VIE	4.600	8.133		12.733
130	387	TOSHPULATOV Bobur	UZB	4.800	7.933		12.733
131	259	RUSSO Andrea	ITA	4.800	7.900		12.700
132	382	YODER Alec	USA	5.300	7.666	-0.3	12.666
133	211	ABESADZE Saba	GEO	5.100	7.666	-0.1	12.666
134	215	KUZOVKOV Konstantin	GEO	5.000	7.666		12.666
135	181	SOLOVJEV Svjatoslav	CZE	4.800	8.133	-0.3	12.633
136	374	RADIVILOV Igor	UKR	5.400	7.833	-0.6	12.633
137	319	RI Se Gwang	PRK	5.000	7.566		12.566
138	342	VELICKOVIC Petar	SRB	5.200	7.366		12.566
139	146	ALEKSANDROV Yordan	BUL	4.700	7.833		12.533
140	385	AZIMOV Abdulla	UZB	5.200	7.733	-0.4	12.533
141	292	RAZO PADILLA Patricio	MEX	5.000	7.533		12.533
142	263	LEWIS Stephen	JAM	5.100	7.400		12.500
143	330	BELYAVSKIY David	RUS	5.700	6.800		12.500
144	175	KRASIAS Michalis	CYP	4.800	7.866	-0.2	12.466
145	390	le Thanh Tung	VIE	4.600	7.866		12.466
146	294	VALLE Joshua	MEX	4.700	7.766		12.466
147	305	WIBYE Harald	NOR	5.200	7.266		12.466
148	218	HERDER Philipp	GER	5.800	6.766	-0.1	12.466
149	160	CALVO Carlos	COL	5.200	7.533	-0.3	12.433
150	108	DAVTYAN Vahagn	ARM	4.000	8.708	-0.3	12.408
151	341	VEFIC Petar	SRB	4.500	7.900		12.400
151	355	ALSOULIMAN Yazan	SYR	4.500	7.900		12.400
153	224	KRANITIS Nikolaos	GRE	5.300	7.266	-0.2	12.366
154	315	ALMEIDA Simao	POR	5.000	7.633	-0.3	12.333
155	170	UDE Filip	CRO	3.900	8.700	-0.3	12.300
156	163	MARTINEZ MORENO Andres	COL	5.500	6.866	-0.1	12.266
157	240	SMITH Andrew	IRL	4.800	7.733	-0.3	12.233
158	267	NAGHOJ Saleem	JOR	4.500	7.800	-0.1	12.200
159	327	SZABO Rafael	ROU	4.800	7.400		12.200
160	165	VARGAS Erick	COL	5.000	7.200		12.200
161	386	KHAMROKULOV Akobir	UZB	4.600	7.666	-0.1	12.166
162	121	SCHWAB Matthias	AUT	5.200	6.866		12.066
163	241	STEELE Adam	IRL	5.000	7.333	-0.3	12.033
164	254	SOROKINE Michael	ISR	4.800	7.233		12.033





48th Artistic Gymnastics World Championships
Doha (QAT), 25 October - 3 November 2018



Men's Floor Exercise Qualification

THU 25 OCT 2018

Results



Rank	Bib	Name	NOC Code	D Score	E Score	Pen.	Total
165	226	PETROUNIAS Eleftherios	GRE	5.100	6.933		12.033
166	365	ARCA Mustafa	TUR	5.400	6.633		12.033
167	262	FAULK Caleb	JAM	4.800	7.200		12.000
168	248	REINHARDSSON Valgard	ISL	5.300	7.366	-0.7	11.966
169	132	van den KEYBUS Luka	BEL	5.400	6.566		11.966
170	338	DEJANOVIC Bojan	SRB	4.900	7.000		11.900
171	176	KYRIAKOU Neofytos	CYP	4.700	7.100		11.800
172	193	CARD Franz	FIN	4.100	7.666		11.766
173	212	ARSENIEV Vitalii	GEO	4.000	7.741		11.741
174	174	GEORGIOU Ilias	CYP	4.800	7.200	-0.3	11.700
175	119	KRANZLMUELLER Lukas	AUT	4.200	7.466		11.666
176	392	PHAN Ngoc Hung	VIE	4.100	7.633	-0.1	11.633
177	177	CERNY Frantisek	CZE	5.300	6.400	-0.1	11.600
178	228	VEGA LOPEZ Jorge	GUA	5.900	5.666		11.566
179	287	TVOROGAL Robert	LTU	4.900	6.633		11.533
180	242	AL-DELFI Azeez	IRQ	4.400	7.100		11.500
181	169	SRBIC Tin	CRO	3.500	8.266	-0.3	11.466
182	312	LEON PRADO Arian	PER	3.900	7.566		11.466
183	281	LEE Hyeokjung	KOR	5.300	6.166		11.466
184	371	HRYKO Vladyslav	UKR	5.400	6.066		11.466
185	316	ALMEIDA Bernardo	POR	4.800	6.933	-0.3	11.433
186	122	SEREINIG Fabio	AUT	4.600	6.833		11.433
187	171	LARDUET Manrique	CUB	4.900	6.900	-0.4	11.400
188	321	RI Wi Chol	PRK	5.300	6.333	-0.3	11.333
189	219	KLESSING Nick	GER	5.500	5.900	-0.1	11.300
190	246	BALDURSSON Eythor	ISL	4.900	6.366		11.266
191	356	PROMMANEE Jamorn	THA	4.500	6.533		11.033
192	214	JIMSHELEISHVILI Ioane	GEO	4.700	6.566	-0.3	10.966
193	166	KOVACEVIC Anton	CRO	2.700	8.500	-0.3	10.900
194	322	ALDYANI Ahmed	QAT	4.800	6.400	-0.4	10.800
195	124	AGHARZAYEV Murad	AZE	5.300	5.666	-0.4	10.566
196	323	MOSA Ahmed	QAT	4.300	6.200		10.500
197	125	BAIRAMOV Timur	AZE	3.900	6.533		10.433
198	318	HAN Chung Hyo	PRK	2.700	6.566		9.266
199	336	TAY Wei An Terry	SGP	4.100	5.166	-0.2	9.066
200	244	AL-DULAIMI Abdullah	IRQ	3.600	4.033	-0.2	7.433
	266	AL-HMOOD Majdi	JOR				DNS
	232	BABOS Adam	HUN				DNS
	112	BULL Tyson	AUS				DNS
	247	GUNNARSSON Jon	ISL				DNS
	251	MEDVEDEV Andrey	ISR				DNS





48th Artistic Gymnastics World Championships
Doha (QAT), 25 October - 3 November 2018



Men's Floor Exercise Qualification

THU 25 OCT 2018

Results



Rank	Bib	Name	NOC Code	D Score	E Score	Pen.	Total
------	-----	------	----------	---------	---------	------	-------

Legend:

D Difficulty

DNS Did Not Start

E Execution

Pen. Penalty

Q Qualified for Floor Exercise Final

Rx Reserve for Floor Exercise Final

LONGINES Official Results Provider





48th Artistic Gymnastics World Championships
Doha (QAT), 25 October - 3 November 2018



Men's Pommel Horse Qualification

THU 25 OCT 2018

Results



Rank	Bib	Name	NOC Code	D Score	E Score	Pen.	Total
1	209	WHITLOCK Max	GBR	6.700	8.266		14.966 Q
2	157	XIAO Ruoteng	CHN	6.100	8.533		14.633 Q
3	277	KURBANOV Nariman	KAZ	6.200	8.266		14.466 Q
4	204	TOMMASONE Cyril	FRA	6.100	8.141		14.241 Q
5	378	MIKULAK Samuel	USA	6.000	8.133		14.133 Q
6	334	NAGORNYI Nikita	RUS	5.900	8.100		14.000 Q
7	330	BELYAVSKIY David	RUS	6.200	7.800		14.000 Q
8	359	LEE Chih Kai	TPE	5.700	8.000		13.700 Q
9	346	HEGI Oliver	SUI	5.300	8.200		13.500 R1
10	284	PARK Minsoo	KOR	5.400	8.100		13.500 R2
11	140	BARRETTO JUNIOR Francisco	BRA	5.600	7.900		13.500 R3
12	156	SUN Wei	CHN	5.600	7.841		13.441
13	349	MICHNAK Slavomir	SVK	6.000	7.333		13.333
14	116	REMKES Christopher	AUS	5.900	7.133		13.033
15	208	HALL James	GBR	6.000	7.033		13.033
16	258	MACCHINI Carlo	ITA	5.300	7.700		13.000
17	170	UDE Filip	CRO	6.200	6.800		13.000
18	274	AZIZOV Ilyas	KAZ	5.400	7.566		12.966
18	344	BRAEGGER Pablo	SUI	5.400	7.566		12.966
20	269	SHIRAI Kenzo	JPN	5.500	7.466		12.966
21	273	UCHIMURA Kohei	JPN	6.000	6.966		12.966
22	332	KUKSENKOV Nikolai	RUS	6.400	6.566		12.966
23	373	PAKHNIUK Petro	UKR	6.200	6.733		12.933
24	371	HRYKO Vladyslav	UKR	5.600	7.300		12.900
25	241	STEELE Adam	IRL	5.000	7.866		12.866
26	278	MUSSAYEV Akim	KAZ	5.200	7.666		12.866
27	155	LIN Chaopan	CHN	5.600	7.266		12.866
28	194	KANERVA Juho	FIN	5.400	7.316		12.716
29	281	LEE Hyeokjung	KOR	5.500	7.200		12.700
30	382	YODER Alec	USA	6.300	6.400		12.700
31	310	CONNELL-INNS Jorden	NZL	5.500	7.191		12.691
32	129	GENTGES Maxime	BEL	5.800	6.858		12.658
33	343	BAUMANN Christian	SUI	5.500	7.133		12.633
34	296	DEURLOO Bart	NED	5.300	7.300		12.600
35	297	LOUWIJE Bram	NED	5.400	7.200		12.600
36	205	BEVAN Brinn	GBR	5.500	7.100		12.600
37	337	BERTONCELJ Saso	SLO	5.600	7.000		12.600
38	358	HSU Ping Chien	TPE	5.700	6.866		12.566
39	136	LIKHOVITSKIY Andrey	BLR	5.900	6.633		12.533
40	173	GEORGIU Marios	CYP	5.600	6.833		12.433
41	268	KAYA Kazuma	JPN	6.400	6.025		12.425





48th Artistic Gymnastics World Championships
Doha (QAT), 25 October - 3 November 2018



Men's Pommel Horse Qualification

THU 25 OCT 2018

Results



Rank	Bib	Name	NOC Code	D Score	E Score	Pen.	Total
42	259	RUSSO Andrea	ITA	4.600	7.800		12.400
43	187	ABAD Nestor	ESP	5.100	7.300		12.400
44	168	SELIGMAN Robert	CRO	5.200	7.200		12.400
45	159	ZOU Jingyuan	CHN	5.200	7.166		12.366
46	301	HEGGENSNES Sofus	NOR	5.300	7.066		12.366
47	299	SCHMIDT Casimir	NED	5.200	7.133		12.333
48	143	MARIANO Arthur	BRA	4.800	7.500		12.300
49	236	VECSERNYES David	HUN	5.300	6.966		12.266
50	385	AZIMOV Abdulla	UZB	6.100	6.166		12.266
51	218	HERDER Philipp	GER	5.300	6.900		12.200
52	313	YULO Carlos Edriel	PHI	4.700	7.466		12.166
53	174	GEORGIOU Ilias	CYP	4.400	7.733		12.133
54	389	DINH Phuong Thanh	VIE	4.900	7.233		12.133
55	305	WIBYE Harald	NOR	4.100	8.000		12.100
56	134	VROLIX Jonathan	BEL	4.700	7.366		12.066
57	221	TOBA Andreas	GER	5.800	6.233		12.033
58	110	MERDINYAN Harutyun	ARM	6.000	6.033		12.033
59	360	SHIAO Yu-Jan	TPE	5.100	6.900		12.000
60	379	MODI Akash	USA	5.700	6.300		12.000
61	369	ONDER Ahmet	TUR	5.800	6.200		12.000
62	207	FRASER Joe	GBR	5.600	6.383		11.983
63	366	ARICAN Ferhat	TUR	5.800	6.166		11.966
64	180	SLIZ Radomir	CZE	4.000	7.933		11.933
65	126	MOROZOV Dariy	AZE	5.800	6.133		11.933
66	188	DIALLO Thierno	ESP	5.100	6.825		11.925
67	250	KORCHAK Ilan	ISR	4.500	7.400		11.900
68	345	GISCHARD Benjamin	SUI	5.600	6.300		11.900
69	179	RADOVESNICKY Daniel	CZE	4.000	7.866		11.866
70	216	DAUSER Lukas	GER	5.700	6.108		11.808
71	353	RUMBUTIS David	SWE	4.600	7.200		11.800
72	331	DALALOYAN Artur	RUS	5.200	6.566		11.766
73	249	DOLGOPYAT Artem	ISR	5.500	6.241		11.741
74	196	KOSKI Elias	FIN	4.600	7.133		11.733
75	193	CARD Franz	FIN	3.500	8.133		11.633
76	199	BORELLO Antoine	FRA	4.600	7.033		11.633
77	303	SKJERAHAUG Stian	NOR	4.900	6.733		11.633
77	383	ABDURAKHIMOV Rasuljon	UZB	4.900	6.733		11.633
79	256	EDALLI Ludovico	ITA	5.400	6.233		11.633
80	324	BATAGA Cristian Ioan	ROU	6.300	5.333		11.633
81	235	SHEPPARD Ryan Macleod	HUN	4.300	7.300		11.600
82	318	HAN Chung Hyo	PRK	5.200	6.366		11.566





48th Artistic Gymnastics World Championships
Doha (QAT), 25 October - 3 November 2018



Men's Pommel Horse Qualification

THU 25 OCT 2018

Results



Rank	Bib	Name	NOC Code	D Score	E Score	Pen.	Total
83	248	REINHARDSSON Valgard	ISL	3.600	7.900		11.500
84	146	ALEKSANDROV Yordan	BUL	4.600	6.900		11.500
85	380	MOLDAUER Yul	USA	4.700	6.800		11.500
86	338	DEJANOVIC Bojan	SRB	4.200	7.266		11.466
87	275	JANTYKOV Yerbol	KAZ	3.800	7.600		11.400
88	234	KARDOS Botond	HUN	4.300	7.100		11.400
89	137	SANUVONH Dzianis	BLR	4.600	6.800		11.400
90	195	KIRMES Oskar	FIN	4.100	7.266		11.366
91	148	COURNOYER Rene	CAN	5.200	6.166		11.366
92	107	DAVTYAN Artur	ARM	5.500	5.866		11.366
92	289	LOO Phay Xing	MAS	5.500	5.866		11.366
94	147	CLAY Zachary	CAN	5.800	5.566		11.366
95	287	TVOROGAL Robert	LTU	4.600	6.700		11.300
96	167	KUSAN Leonardo	CRO	5.100	6.200		11.300
97	341	VEFIC Petar	SRB	4.200	7.066		11.266
98	254	SOROKINE Michael	ISR	4.300	6.966		11.266
99	320	RI Yong Min	PRK	4.800	6.466		11.266
100	375	VASYLENKO Maksym	UKR	5.200	6.066		11.266
101	220	NGUYEN Marcel	GER	4.800	6.433		11.233
102	322	ALDYANI Ahmed	QAT	5.400	5.833		11.233
103	120	KRANZLMUELLER Severin	AUT	3.900	7.300		11.200
104	376	VERNIAIEV Oleg	UKR	5.100	6.100		11.200
105	178	PONIZIL Daniel	CZE	3.400	7.766		11.166
106	121	SCHWAB Matthias	AUT	4.300	6.866		11.166
107	144	SOUZA Caio	BRA	5.300	5.866		11.166
108	128	TIKHONOV Ivan	AZE	5.500	5.666		11.166
109	118	HOECK Vinzenz	AUT	4.200	6.958		11.158
110	306	DICK Ethan	NZL	4.500	6.633		11.133
111	104	MAYOL Santiago	ARG	4.600	6.466		11.066
112	222	CHATZIEFSTATHIOU Georgios Christos	GRE	5.200	5.866		11.066
113	239	McCLENAGHAN Rhys	IRL	6.100	4.966		11.066
114	392	PHAN Ngoc Hung	VIE	4.800	6.200		11.000
115	232	BABOS Adam	HUN	4.900	6.100		11.000
116	272	TANIGAWA Wataru	JPN	5.500	5.500		11.000
117	350	BROMAN William	SWE	3.700	7.266		10.966
118	203	GOBAUX Julien	FRA	4.900	6.066		10.966
119	181	SOLOVJEV Svjatoslav	CZE	4.000	6.950		10.950
120	211	ABESADZE Saba	GEO	4.600	6.300		10.900
121	307	DYSON Devy	NZL	4.200	6.666		10.866
122	163	MARTINEZ MORENO Andres	COL	4.700	6.133		10.833
122	315	ALMEIDA Simao	POR	4.700	6.133		10.833





48th Artistic Gymnastics World Championships
Doha (QAT), 25 October - 3 November 2018



Men's Pommel Horse Qualification

THU 25 OCT 2018

Results



Rank	Bib	Name	NOC Code	D Score	E Score	Pen.	Total
124	329	MUNTEAN Andrei Vasile	ROU	4.200	6.600		10.800
125	215	KUZOVKOV Konstantin	GEO	5.000	5.800		10.800
126	265	ABU AL SOUD Ahmad	JOR	5.500	5.300		10.800
127	227	TANTALIDIS Antonios	GRE	5.200	5.533		10.733
128	142	de SOUZA BITENCOURT Lucas	BRA	4.800	5.900		10.700
128	286	KUZMICKAS Tomas	LTU	4.800	5.900		10.700
130	124	AGHARZAYEV Murad	AZE	5.000	5.700		10.700
131	114	MASON STEPHENS Clay	AUS	3.600	7.066		10.666
132	246	BALDURSSON Eythor	ISL	2.800	7.833		10.633
133	309	KOUDINOV Mikhail	NZL	3.900	6.700		10.600
134	279	BAE Garam	KOR	4.200	6.400		10.600
135	316	ALMEIDA Bernardo	POR	4.500	6.000		10.500
136	223	ILIOPOULOS Nikolaos	GRE	3.600	6.791		10.391
137	260	SARRUGERIO Marco	ITA	3.800	6.533		10.333
138	302	KALVOE Odin	NOR	4.600	5.733		10.333
139	189	MIR Nicolau	ESP	3.700	6.600		10.300
140	290	de LUNA Fabian	MEX	4.100	6.166		10.266
141	213	GOVOROV Dmitrii	GEO	5.000	5.266		10.266
142	160	CALVO Carlos	COL	4.100	6.133		10.233
143	298	RIJKEN Frank	NED	4.200	6.033		10.233
144	314	AGUIAR BARBOSA Petrix Stevan	POR	4.400	5.833		10.233
145	135	ANTROPAU Raman	BLR	5.400	4.833		10.233
146	138	SHARAMKOU Yahor	BLR	4.400	5.800		10.200
147	285	GUSCINAS Rokas	LTU	5.300	4.866		10.166
148	202	FRASCA Loris	FRA	4.500	5.600		10.100
149	190	LOPEZ Ruben	ESP	4.800	5.300		10.100
150	253	SHATILOV Alexander	ISR	4.700	5.366		10.066
151	212	ARSENIEV Vitalii	GEO	3.900	6.133		10.033
152	122	SEREINIG Fabio	AUT	4.700	5.333		10.033
153	131	KUAVITA Noah	BEL	4.000	6.000		10.000
154	282	LEE Junho	KOR	4.200	5.800		10.000
155	152	ZAKUTNEY Samuel	CAN	4.700	5.300		10.000
156	365	ARCA Mustafa	TUR	3.700	6.266		9.966
157	263	LEWIS Stephen	JAM	4.100	5.866		9.966
158	175	KRASIAS Michalis	CYP	5.400	4.566		9.966
159	391	PHAM Phuoc Hung	VIE	4.200	5.733		9.933
160	243	AL-DULAIMI Yasir	IRQ	3.800	6.100		9.900
161	354	VANSTROEM Kim	SWE	3.900	6.000		9.900
162	176	KYRIAKOU Neofytos	CYP	3.400	6.491		9.891
163	224	KRANITIS Nikolaos	GRE	3.100	6.766		9.866
164	244	AL-DULAIMI Abdullah	IRQ	4.800	5.066		9.866





48th Artistic Gymnastics World Championships
Doha (QAT), 25 October - 3 November 2018



Men's Pommel Horse Qualification

THU 25 OCT 2018

Results



Rank	Bib	Name	NOC Code	D Score	E Score	Pen.	Total
165	165	VARGAS Erick	COL	4.700	5.133		9.833
166	113	COSTIN Scott	AUS	3.800	5.966		9.766
167	340	PAUNOVIC Milos	SRB	4.400	5.366		9.766
168	247	GUNNARSSON Jon	ISL	3.100	6.633		9.733
169	390	le Thanh Tung	VIE	3.300	6.400		9.700
170	321	RI Wi Chol	PRK	3.800	5.900		9.700
171	384	ABDUSAMATOV Khusniddin	UZB	4.500	5.200		9.700
172	336	TAY Wei An Terry	SGP	3.800	5.866		9.666
173	363	YU Chao Wei	TPE	3.700	5.900		9.600
174	342	VELICKOVIC Petar	SRB	4.600	5.000		9.600
175	161	CALVO MORENO Jossimar Orlando	COL	4.200	5.266		9.466
176	103	JATO Julian	ARG	3.100	6.200		9.300
177	109	KHACHATRYAN Vigen	ARM	4.400	4.900		9.300
178	132	van den KEYBUS Luka	BEL	4.400	4.866		9.266
179	317	HAN Jong Hyok	PRK	4.300	4.933		9.233
180	312	LEON PRADO Arian	PER	4.400	4.833		9.233
181	261	BECKFORD Reiss	JAM	4.300	4.600		8.900
182	267	NAGHOIJ Saleem	JOR	3.900	4.966		8.866
183	262	FAULK Caleb	JAM	4.000	4.766		8.766
184	355	ALSOULIMAN Yazan	SYR	3.800	4.500		8.300
185	328	KOTRONG Adelin	ROU	4.200	4.033		8.233
186	293	ROJO Francisco	MEX	3.400	4.766		8.166
187	150	PATERSON Cory	CAN	4.500	3.666		8.166
188	112	BULL Tyson	AUS	3.800	4.333		8.133
189	386	KHAMROKULOV Akobir	UZB	3.700	3.833		7.533
190	323	MOSA Ahmed	QAT	3.000	3.800		6.800
191	172	LERU Randy	CUB	3.200	3.533		6.733
192	186	CHIRIBOGA Israel	ECU	3.700	2.966		6.666
193	327	SZABO Rafael	ROU	3.300	3.333		6.633
194	125	BAIRAMOV Timur	AZE	2.900	2.600		5.500
195	370	SAMILOGLU Umit	TUR	2.800	6.400	-4.0	5.200
196	106	VILLAFANE Daniel	ARG	2.900	5.800	-4.0	4.700
197	102	CORDOBA Nicolas	ARG	2.000	6.500	-4.0	4.500
198	356	PROMMANEE Jamorn	THA	3.200	4.900	-4.0	4.100
199	311	AGUERO Daniel	PER	3.400	4.366	-4.0	3.766
200	291	NUNEZ Isaac	MEX	3.300	4.366	-4.0	3.666
201	292	RAZO PADILLA Patricio	MEX	2.900	4.566	-4.0	3.466
202	352	LIDBECK Filip	SWE	2.200	4.700	-4.0	2.900
	357	SURINTORNTA Tikumporn	THA				DNS

Legend:

D Difficulty DNS Did Not Start E Execution Pen. Penalty Q Qualified for Pommel Horse Final
Rx Reserve for Pommel Horse Final

LONGINES Official Results Provider





48th Artistic Gymnastics World Championships
Doha (QAT), 25 October - 3 November 2018



Men's Rings Qualification

THU 25 OCT 2018

Results



Rank	Bib	Name	NOC Code	D Score	E Score	Pen.	Total
1	226	PETROUNIAS Eleftherios	GRE	6.300	8.966		15.266 Q
2	145	ZANETTI Arthur	BRA	6.200	8.833		15.033 Q
3	111	TOVMASYAN Artur	ARM	6.100	8.766		14.866 Q
4	374	RADIVILOV Igor	UKR	6.300	8.433		14.733 Q
5	108	DAVTYAN Vahagn	ARM	6.100	8.566		14.666 Q
6	257	LODADIO Marco	ITA	6.300	8.366		14.666 Q
7	127	SIMONOV Nikita	AZE	6.000	8.633		14.633 Q
7	334	NAGORNYI Nikita	RUS	6.000	8.633		14.633 Q
9	130	GOOSSENS Dennis	BEL	6.200	8.333		14.533 R1
9	367	COLAK Ibrahim	TUR	6.200	8.333		14.533 R1
11	144	SOUZA Caio	BRA	6.000	8.433		14.433 R3
12	290	de LUNA Fabian	MEX	5.900	8.466		14.366
13	333	LANKIN Dmitrii	RUS	6.100	8.200		14.300
14	378	MIKULAK Samuel	USA	5.600	8.600		14.200
15	154	DENG Shudi	CHN	6.000	8.166		14.166
16	157	XIAO Ruoteng	CHN	5.700	8.433		14.133
17	220	NGUYEN Marcel	GER	5.800	8.333		14.133
17	221	TOBA Andreas	GER	5.800	8.333		14.133
17	388	DANG Nam	VIE	5.800	8.333		14.133
20	118	HOECK Vinzenz	AUT	6.100	8.033		14.133
21	208	HALL James	GBR	5.800	8.300		14.100
22	331	DALALOYAN Artur	RUS	5.900	8.200		14.100
23	272	TANIGAWA Wataru	JPN	6.000	8.000		14.000
24	268	KAYA Kazuma	JPN	6.100	7.866		13.966
25	156	SUN Wei	CHN	5.900	8.033		13.933
26	219	KLESSING Nick	GER	5.600	8.300		13.900
27	259	RUSSO Andrea	ITA	5.700	8.200		13.900
28	273	UCHIMURA Kohei	JPN	5.900	8.000		13.900
29	107	DAVTYAN Artur	ARM	5.300	8.566		13.866
30	369	ONDER Ahmet	TUR	6.000	7.866		13.866
31	329	MUNTEAN Andrei Vasile	ROU	5.900	7.958		13.858
32	260	SARRUGERIO Marco	ITA	5.500	8.333		13.833
33	155	LIN Chaopan	CHN	5.600	8.233		13.833
34	203	GOBAUX Julien	FRA	5.400	8.400		13.800
35	379	MODI Akash	USA	5.600	8.166		13.766
36	284	PARK Minsoo	KOR	5.700	8.066		13.766
37	105	MOLINARI Federico	ARG	5.900	7.866		13.766
38	162	LUGO Didier	COL	6.100	7.666		13.766
39	269	SHIRAI Kenzo	JPN	5.700	8.033		13.733
40	207	FRASER Joe	GBR	5.400	8.300		13.700
41	313	YULO Carlos Edriel	PHI	5.500	8.200		13.700





48th Artistic Gymnastics World Championships
Doha (QAT), 25 October - 3 November 2018



Men's Rings Qualification

THU 25 OCT 2018

Results



Rank	Bib	Name	NOC Code	D Score	E Score	Pen.	Total
41	324	BATAGA Cristian Ioan	ROU	5.500	8.200		13.700
43	187	ABAD Nestor	ESP	5.200	8.466		13.666
44	205	BEVAN Brinn	GBR	5.100	8.500		13.600
45	296	DEURLOO Bart	NED	5.300	8.300		13.600
46	190	LOPEZ Ruben	ESP	5.500	8.033		13.533
46	330	BELYAVSKIY David	RUS	5.500	8.033		13.533
48	365	ARCA Mustafa	TUR	5.500	8.000		13.500
48	382	YODER Alec	USA	5.500	8.000		13.500
50	106	VILLAFANE Daniel	ARG	5.900	7.600		13.500
51	206	CUNNINGHAM Dominick	GBR	5.400	8.066		13.466
52	192	ZAPATA Rayderley	ESP	5.700	7.766		13.466
53	149	MORGAN Scott	CAN	5.800	7.666		13.466
53	363	YU Chao Wei	TPE	5.800	7.666		13.466
55	202	FRASCA Loris	FRA	4.900	8.533		13.433
56	134	VROLIX Jonathan	BEL	5.200	8.233		13.433
57	299	SCHMIDT Casimir	NED	5.500	7.933		13.433
58	343	BAUMANN Christian	SUI	5.100	8.300		13.400
59	148	COURNOYER Rene	CAN	5.300	8.100		13.400
60	348	YUSOF Eddy	SUI	5.500	7.900		13.400
61	376	VERNIAIEV Oleg	UKR	4.900	8.466		13.366
62	139	TSIARESHCHANKA Kiryl	BLR	5.100	8.266		13.366
63	307	DYSON Devy	NZL	5.300	8.066		13.366
64	344	BRAEGGER Pablo	SUI	4.600	8.733		13.333
65	216	DAUSER Lukas	GER	5.000	8.333		13.333
66	189	MIR Nicolau	ESP	5.100	8.233		13.333
67	371	HRYKO Vladyslav	UKR	5.500	7.833		13.333
68	173	GEORGIU Marios	CYP	5.000	8.300		13.300
69	373	PAKHNIUK Petro	UKR	5.100	8.166		13.266
70	223	ILIOPOULOS Nikolaos	GRE	4.700	8.533		13.233
71	261	BECKFORD Reiss	JAM	5.100	8.133		13.233
72	327	SZABO Rafael	ROU	5.200	8.033		13.233
73	380	MOLDAUER Yul	USA	5.700	7.533		13.233
74	317	HAN Jong Hyok	PRK	5.500	7.725		13.225
75	174	GEORGIU Ilias	CYP	4.600	8.600		13.200
76	287	TVOROGAL Robert	LTU	4.700	8.500		13.200
76	298	RIJKEN Frank	NED	4.700	8.500		13.200
78	256	EDALLI Ludovico	ITA	4.800	8.400		13.200
79	350	BROMAN William	SWE	4.900	8.300		13.200
80	230	NG Kiu Chung	HKG	6.100	7.100		13.200
81	282	LEE Junho	KOR	4.800	8.366		13.166
82	116	REMKEKES Christopher	AUS	5.100	8.066		13.166





48th Artistic Gymnastics World Championships
Doha (QAT), 25 October - 3 November 2018



Men's Rings Qualification

THU 25 OCT 2018

Results



Rank	Bib	Name	NOC Code	D Score	E Score	Pen.	Total
83	280	KIM Hansol	KOR	5.400	7.766		13.166
84	346	HEGI Oliver	SUI	4.900	8.233		13.133
85	279	BAE Garam	KOR	4.900	8.200		13.100
86	161	CALVO MORENO Jossimar Orlando	COL	5.100	7.966		13.066
87	285	GUSCINAS Rokas	LTU	5.200	7.866		13.066
88	196	KOSKI Elias	FIN	4.500	8.533		13.033
89	321	RI Wi Chol	PRK	5.100	7.933		13.033
90	390	le Thanh Tung	VIE	4.800	8.200		13.000
91	147	CLAY Zachary	CAN	5.300	7.700		13.000
92	316	ALMEIDA Bernardo	POR	4.900	8.066		12.966
93	274	AZIZOV Ilyas	KAZ	4.400	8.533		12.933
94	115	MORGANS Mitchell	AUS	4.900	8.033		12.933
95	358	HSU Ping Chien	TPE	5.600	7.333		12.933
96	195	KIRMES Oskar	FIN	4.700	8.166		12.866
97	129	GENTGES Maxime	BEL	4.900	7.966		12.866
98	251	MEDVEDEV Andrey	ISR	4.800	8.033		12.833
99	140	BARRETTO JUNIOR Francisco	BRA	4.900	7.933		12.833
100	175	KRASIAS Michalis	CYP	4.200	8.600		12.800
101	383	ABDURAKHIMOV Rasuljon	UZB	4.700	8.100		12.800
102	314	AGUIAR BARBOSA Petrix Stevan	POR	5.100	7.700		12.800
103	276	KARIMI Milad	KAZ	4.500	8.266		12.766
103	278	MUSSAYEV Akim	KAZ	4.500	8.266		12.766
105	150	PATERSON Cory	CAN	4.700	8.066		12.766
106	142	de SOUZA BITENCOURT Lucas	BRA	5.500	7.266		12.766
107	320	RI Yong Min	PRK	5.600	7.166		12.766
108	146	ALEKSANDROV Yordan	BUL	4.800	7.933		12.733
109	104	MAYOL Santiago	ARG	5.000	7.733		12.733
110	353	RUMBUTIS David	SWE	4.300	8.416		12.716
111	193	CARD Franz	FIN	4.200	8.500		12.700
112	247	GUNNARSSON Jon	ISL	4.600	8.100		12.700
113	211	ABESADZE Saba	GEO	4.800	7.900		12.700
114	135	ANTROPAU Raman	BLR	4.000	8.633		12.633
115	309	KOUDINOV Mikhail	NZL	4.600	8.033		12.633
116	305	WIBYE Harald	NOR	4.100	8.500		12.600
117	136	LIKHOVITSKIY Andrey	BLR	4.600	8.000		12.600
118	232	BABOS Adam	HUN	4.900	7.700		12.600
119	222	CHATZIEFSTATHIOU Georgios Christos	GRE	4.400	8.166		12.566
120	212	ARSENIEV Vitalii	GEO	4.600	7.966		12.566
121	303	SKJERAHAUG Stian	NOR	4.500	8.033		12.533
122	199	BORELLO Antoine	FRA	4.600	7.933		12.533
122	366	ARICAN Ferhat	TUR	4.600	7.933		12.533





48th Artistic Gymnastics World Championships
Doha (QAT), 25 October - 3 November 2018



Men's Rings Qualification

THU 25 OCT 2018

Results



Rank	Bib	Name	NOC Code	D Score	E Score	Pen.	Total
124	131	KUAVITA Noah	BEL	4.700	7.833		12.533
124	301	HEGGENSNES Sofus	NOR	4.700	7.833		12.533
126	227	TANTALIDIS Antonios	GRE	4.000	8.525		12.525
127	235	SHEPPARD Ryan Macleod	HUN	4.300	8.200		12.500
128	114	MASON STEPHENS Clay	AUS	4.200	8.266		12.466
129	128	TIKHONOV Ivan	AZE	5.000	7.466		12.466
130	291	NUNEZ Isaac	MEX	4.500	7.933		12.433
131	103	JATO Julian	ARG	4.200	8.200		12.400
131	112	BULL Tyson	AUS	4.200	8.200		12.400
133	386	KHAMROKULOV Akobir	UZB	4.900	7.466		12.366
134	340	PAUNOVIC Milos	SRB	5.100	7.266		12.366
135	262	FAULK Caleb	JAM	4.900	7.433		12.333
136	124	AGHARZAYEV Murad	AZE	4.400	7.900		12.300
137	234	KARDOS Botond	HUN	4.600	7.700		12.300
138	263	LEWIS Stephen	JAM	4.500	7.766		12.266
139	354	VANSTROEM Kim	SWE	4.300	7.933		12.233
140	306	DICK Ethan	NZL	3.800	8.400		12.200
141	349	MICHNAK Slavomir	SVK	3.900	8.300		12.200
142	254	SOROKINE Michael	ISR	4.200	8.000		12.200
143	391	PHAM Phuoc Hung	VIE	4.600	7.566		12.166
144	177	CERNY Frantisek	CZE	4.100	8.033		12.133
144	179	RADOVESNICKY Daniel	CZE	4.100	8.033		12.133
146	360	SHIAO Yu-Jan	TPE	4.300	7.833		12.133
146	385	AZIMOV Abdulla	UZB	4.300	7.833		12.133
148	201	DEGOUY Paul	FRA	4.500	7.633		12.133
149	393	IDESJOE Karl	SWE	4.600	7.533		12.133
150	304	STIANSEN Henrik	NOR	4.700	7.408		12.108
151	119	KRANZLMUELLER Lukas	AUT	3.700	8.400		12.100
152	241	STEELE Adam	IRL	4.200	7.900		12.100
152	248	REINHARDSSON Valgard	ISL	4.200	7.900		12.100
154	121	SCHWAB Matthias	AUT	4.500	7.600		12.100
154	311	AGUERO Daniel	PER	4.500	7.600		12.100
156	215	KUZOVKOV Konstantin	GEO	4.600	7.500		12.100
157	137	SANUVONH Dzianis	BLR	4.700	7.400		12.100
158	120	KRANZLMUELLER Severin	AUT	4.200	7.866		12.066
159	294	VALLE Joshua	MEX	5.500	6.566		12.066
160	250	KORCHAK Ilan	ISR	4.200	7.833		12.033
161	339	JURKOVIC Nikola	SRB	4.100	7.900		12.000
162	322	ALDYANI Ahmed	QAT	4.300	7.700		12.000
163	172	LERU Randy	CUB	4.400	7.600		12.000
164	178	PONIZIL Daniel	CZE	3.400	8.566		11.966





48th Artistic Gymnastics World Championships
Doha (QAT), 25 October - 3 November 2018



Men's Rings Qualification

THU 25 OCT 2018

Results



Rank	Bib	Name	NOC Code	D Score	E Score	Pen.	Total
165	249	DOLGOPYAT Artem	ISR	4.300	7.666		11.966
166	315	ALMEIDA Simao	POR	5.200	6.766		11.966
167	318	HAN Chung Hyo	PRK	5.300	6.666		11.966
168	357	SURINTORNTA Tikumporn	THA	4.700	7.233		11.933
169	387	TOSHPULATOV Bobur	UZB	3.900	8.000		11.900
170	297	LOUWIJE Bram	NED	3.700	8.100		11.800
171	310	CONNELL-INNS Jorden	NZL	4.200	7.566		11.766
172	213	GOVOROV Dmitrii	GEO	4.400	7.333		11.733
173	341	VEFIC Petar	SRB	4.200	7.366		11.566
174	336	TAY Wei An Terry	SGP	4.200	7.333		11.533
175	286	KUZMICKAS Tomas	LTU	4.900	6.600		11.500
176	163	MARTINEZ MORENO Andres	COL	4.600	6.733		11.333
177	160	CALVO Carlos	COL	4.600	6.700		11.300
178	392	PHAN Ngoc Hung	VIE	3.300	7.966		11.266
179	125	BAIRAMOV Timur	AZE	3.400	7.766		11.166
180	246	BALDURSSON Eythor	ISL	3.900	7.100		11.000
181	186	CHIRIBOGA Israel	ECU	3.200	7.533		10.733
182	181	SOLOVJEV Svjatoslav	CZE	2.800	8.166	-0.3	10.666
183	289	LOO Phay Xing	MAS	3.800	6.600		10.400
184	312	LEON PRADO Arian	PER	2.700	7.566		10.266
185	267	NAGHOIJ Saleem	JOR	3.700	6.866	-0.3	10.266
186	275	JANTYKOV Yerbol	KAZ	4.000	6.100	-0.3	9.800
187	323	MOSA Ahmed	QAT	3.700	6.100		9.800
188	342	VELICKOVIC Petar	SRB	4.100	5.700		9.800
189	292	RAZO PADILLA Patricio	MEX	3.200	7.200	-4.0	6.400
190	170	UDE Filip	CRO	2.200	8.383	-4.3	6.283
191	167	KUSAN Leonardo	CRO	2.500	7.633	-4.0	6.133
192	356	PROMMANEE Jamorn	THA	2.900	7.300	-4.3	5.900
193	359	LEE Chih Kai	TPE	3.600	6.300	-4.0	5.900
194	166	KOVACEVIC Anton	CRO	2.100	7.666	-4.3	5.466
	233	BONCSER Krisztian	HUN				DNS
	328	KOTRONG Adelin	ROU				DNS

Legend:

D Difficulty DNS Did Not Start E Execution Pen. Penalty Q Qualified for Rings Final
Rx Reserve for Rings Final

LONGINES Official Results Provider





48th Artistic Gymnastics World Championships
Doha (QAT), 25 October - 3 November 2018



Men's Vault Qualification

THU 25 OCT 2018

Results



Rank	Bib	Name	NOC Code	Vault	D Score	E Score	Pen.	Vault Score	Total
1	319	RI Se Gwang	PRK	1	6.000	9.000	-0.1	14.900	14.966 Q
				2	6.000	9.033		15.033	
2	331	DALALOYAN Artur	RUS	1	5.600	9.166	-0.1	14.666	14.766 Q
				2	5.600	9.266		14.866	
3	107	DAVTYAN Artur	ARM	1	5.600	9.100		14.700	14.750 Q
				2	5.600	9.200		14.800	
4	334	NAGORNYI Nikita	RUS	1	5.600	9.133		14.733	14.683 Q
				2	5.600	9.033		14.633	
5	206	CUNNINGHAM Dominick	GBR	1	5.400	9.066		14.466	14.616 Q
				2	5.600	9.166		14.766	
6	144	SOUZA Caio	BRA	1	5.600	9.033		14.633	14.583 Q
				2	5.600	8.933		14.533	
7	269	SHIRAI Kenzo	JPN	1	5.600	9.133		14.733	14.566 Q
				2	5.200	9.200		14.400	
8	231	SHEK Wai Hung	HKG	1	5.600	9.000		14.600	14.533 Q
				2	5.600	8.966	-0.1	14.466	
9	313	YULO Carlos Edriel	PHI	1	5.600	9.166	-0.1	14.666	14.499 R1
				2	5.200	9.133		14.333	
10	376	VERNIAIEV Oleg	UKR	1	5.600	8.766		14.366	14.499 R2
				2	5.600	9.033		14.633	
11	272	TANIGAWA Wataru	JPN	1	5.600	9.000		14.600	14.466 R3
				2	5.600	8.833	-0.1	14.333	
12	333	LANKIN Dmitrii	RUS	1	5.200	9.166		14.366	14.333
				2	5.600	8.800	-0.1	14.300	
13	198	SAARENKETO Heikki	FIN	1	5.200	9.200		14.400	14.200
				2	4.800	9.200		14.000	
14	290	de LUNA Fabian	MEX	1	5.200	9.000		14.200	14.133
				2	5.200	8.866		14.066	
15	202	FRASCA Loris	FRA	1	5.600	9.233		14.833	14.066
				2	5.600	7.800	-0.1	13.300	
16	294	VALLE Joshua	MEX	1	5.200	9.166	-0.1	14.266	13.966
				2	4.800	8.866		13.666	
17	311	AGUERO Daniel	PER	1	5.200	9.000		14.200	13.883
				2	5.200	8.366		13.566	
18	138	SHARAMKOU Yahor	BLR	1	5.200	9.000	-0.1	14.100	13.866
				2	5.200	8.433		13.633	
19	251	MEDVEDEV Andrey	ISR	1	5.600	9.100		14.700	13.850
				2	5.200	7.800		13.000	
20	293	ROJO Francisco	MEX	1	5.200	8.833	-0.1	13.933	13.849
				2	4.800	8.966		13.766	





48th Artistic Gymnastics World Championships
Doha (QAT), 25 October - 3 November 2018



Men's Vault Qualification

THU 25 OCT 2018

Results



Rank	Bib	Name	NOC Code	Vault	D Score	E Score	Pen.	Vault Score	Total
21	381	van WICKLEN Colin	USA	1	5.600	9.000		14.600	13.833
				2	5.200	7.866		13.066	
22	233	BONCSER Krisztian	HUN	1	5.200	8.866		14.066	13.833
				2	4.800	8.900	-0.1	13.600	
23	116	REMKES Christopher	AUS	1	5.600	9.033		14.633	13.816
				2	5.200	7.800		13.000	
24	308	ELLIS Kyleab	NZL	1	4.800	9.000		13.800	13.766
				2	5.000	8.733		13.733	
25	228	VEGA LOPEZ Jorge	GUA	1	5.600	7.833	-0.1	13.333	13.749
				2	5.200	9.066	-0.1	14.166	
26	229	JIM Man Hin	HKG	1	5.200	8.466		13.666	13.716
				2	4.800	8.966		13.766	
27	215	KUZOVKOV Konstantin	GEO	1	4.800	9.300		14.100	13.500
				2	5.200	7.800	-0.1	12.900	
28	185	NIN REYES Audrys	DOM	1	6.000	7.800	-0.3	13.500	13.333
				2	5.600	7.866	-0.3	13.166	
29	248	REINHARDSSON Valgard	ISL	1	5.200	8.333	-0.3	13.233	13.316
				2	5.200	8.300	-0.1	13.400	
30	390	le Thanh Tung	VIE	1	5.600	8.966		14.566	13.266
				2	5.200	8.866	-2.1	11.966	
31	213	GOVOROV Dmitrii	GEO	1	5.200	8.033	-0.3	12.933	13.133
				2	4.400	8.933		13.333	
32	280	KIM Hansol	KOR	1	5.200	7.533	-0.3	12.433	13.066
				2	4.800	9.000	-0.1	13.700	
33	286	KUZMICKAS Tomas	LTU	1	4.800	9.066		13.866	12.816
				2	4.800	8.966	-2.0	11.766	
34	177	CERNY Frantisek	CZE	1	4.800	7.766	-0.3	12.266	12.649
				2	4.000	9.033		13.033	
35	287	TVOROGAL Robert	LTU	1	4.800	8.900		13.700	12.583
				2	2.400	9.066		11.466	
36	108	DAVTYAN Vahagn	ARM	1	4.000	8.766	-0.1	12.666	11.283
				2	1.600	8.300		9.900	
37	242	AL-DELFI Azeez	IRQ	1	4.800	7.933		12.733	6.366
				2	0.000	0.000		0.000	
325	DRAGULESCU Marian		ROU	1	5.200	9.000	-0.1	14.100	DNF
				2				DNS	
318	HAN Chung Hyo		PRK	1	2.800	9.100		11.900	DNF
				2				DNS	
369	ONDER Ahmet		TUR	1	5.200	9.100		14.300	DNF
				2				DNS	





48th Artistic Gymnastics World Championships
Doha (QAT), 25 October - 3 November 2018



Men's Vault Qualification

THU 25 OCT 2018

Results



Rank	Bib	Name	NOC Code	Vault	D Score	E Score	Pen.	Vault Score	Total
	374	RADIVILOV Igor	UKR	1	5.200	7.566	-0.3	12.466	DNF
				2				DNS	
	145	ZANETTI Arthur	BRA	1	5.200	8.966		14.166	DNF
				2				DNS	
	266	AL-HMOOD Majdi	JOR	1				DNS	DNS
				2				DNS	
	171	LARDUET Manrique	CUB	1				DNS	DNS
				2				DNS	

Legend:

D Difficulty **DNF** Did Not Finish **DNS** Did Not Start E Execution Pen. Penalty
 Q Qualified for Vault Final **Rx** Reserve for Vault Final

LONGINES Official Results Provider





48th Artistic Gymnastics World Championships
Doha (QAT), 25 October - 3 November 2018



Men's Individual Qualifications

THU 25 OCT 2018

Results



Rank	Bib	Name	NOC Code	D Score	E Score	Pen.	Total
1	159	ZOU Jingyuan	CHN	6.600	9.200		15.800 Q
2	376	VERNIAIEV Oleg	UKR	6.700	8.758		15.458 Q
3	155	LIN Chaopan	CHN	6.400	8.866		15.266 Q
4	161	CALVO MORENO Jossimar Orlando	COL	6.500	8.600		15.100 Q
5	331	DALALOYAN Artur	RUS	6.400	8.641		15.041 Q
6	330	BELYAVSKIY David	RUS	6.400	8.633		15.033 Q
6	378	MIKULAK Samuel	USA	6.400	8.633		15.033 Q
8	157	XIAO Ruoteng	CHN	6.200	8.800		15.000
9	334	NAGORNYI Nikita	RUS	6.400	8.566		14.966
10	216	DAUSER Lukas	GER	6.300	8.633		14.933 Q
11	366	ARICAN Ferhat	TUR	6.600	8.266		14.866 R1
12	270	TANAKA Yusuke	JPN	6.300	8.533		14.833 R2
13	272	TANIGAWA Wataru	JPN	6.200	8.600		14.800 R3
13	373	PAKHNIUK Petro	UKR	6.200	8.600		14.800 R3
15	144	SOUZA Caio	BRA	6.100	8.666		14.766
16	156	SUN Wei	CHN	5.700	9.033		14.733
17	333	LANKIN Dmitrii	RUS	6.400	8.333		14.733
18	268	KAYA Kazuma	JPN	6.300	8.391		14.691
19	300	ZONDERLAND Epke	NED	5.900	8.733		14.633
20	220	NGUYEN Marcel	GER	6.400	8.166		14.566
20	389	DINH Phuong Thanh	VIE	6.400	8.166		14.566
22	205	BEVAN Brinn	GBR	5.900	8.625		14.525
23	380	MOLDAUER Yul	USA	5.900	8.600		14.500
24	208	HALL James	GBR	6.000	8.466		14.466
25	269	SHIRAI Kenzo	JPN	6.200	8.266		14.466
26	329	MUNTEAN Andrei Vasile	ROU	5.900	8.500		14.400
27	313	YULO Carlos Edriel	PHI	5.700	8.666		14.366
28	391	PHAM Phuoc Hung	VIE	6.300	8.066		14.366
29	282	LEE Junho	KOR	5.700	8.633		14.333
30	344	BRAEGGER Pablo	SUI	6.300	8.033		14.333
31	369	ONDER Ahmet	TUR	6.000	8.300		14.300
32	218	HERDER Philipp	GER	6.100	8.200		14.300
33	189	MIR Nicolau	ESP	5.500	8.766		14.266
34	291	NUNEZ Isaac	MEX	5.600	8.633		14.233
35	256	EDALLI Ludovico	ITA	5.800	8.400		14.200
36	187	ABAD Nestor	ESP	5.500	8.675		14.175
37	280	KIM Hansol	KOR	5.600	8.533		14.133
38	136	LIKHOVITSKIY Andrey	BLR	5.500	8.600		14.100
39	371	HRYKO Vladyslav	UKR	5.700	8.400		14.100
40	190	LOPEZ Ruben	ESP	5.600	8.466		14.066
41	348	YUSOF Eddy	SUI	6.000	8.066		14.066





48th Artistic Gymnastics World Championships
Doha (QAT), 25 October - 3 November 2018



Men's Individual Qualifications

THU 25 OCT 2018

Results



Rank	Bib	Name	NOC Code	D Score	E Score	Pen.	Total
42	260	SARRUGERIO Marco	ITA	5.500	8.533		14.033
42	298	RIJKEN Frank	NED	5.500	8.533		14.033
44	299	SCHMIDT Casimir	NED	5.200	8.766		13.966
45	286	KUZMICKAS Tomas	LTU	5.400	8.566		13.966
46	143	MARIANO Arthur	BRA	5.200	8.733		13.933
47	150	PATERSON Cory	CAN	5.500	8.433		13.933
48	174	GEORGIOU Ilias	CYP	5.200	8.700		13.900
49	152	ZAKUTNEY Samuel	CAN	5.400	8.500		13.900
50	172	LERU Randy	CUB	5.900	8.000		13.900
50	207	FRASER Joe	GBR	5.900	8.000		13.900
52	297	LOUWIJE Bram	NED	5.500	8.366		13.866
53	206	CUNNINGHAM Dominick	GBR	5.600	8.266		13.866
53	279	BAE Garam	KOR	5.600	8.266		13.866
55	258	MACCHINI Carlo	ITA	5.200	8.633		13.833
56	221	TOBA Andreas	GER	5.300	8.500		13.800
57	278	MUSSAYEV Akim	KAZ	5.200	8.566		13.766
58	284	PARK Minsoo	KOR	5.300	8.466		13.766
59	320	RI Yong Min	PRK	5.800	7.966		13.766
60	148	COURNOYER Rene	CAN	5.500	8.233		13.733
61	382	YODER Alec	USA	5.000	8.700		13.700
62	201	DEGOUY Paul	FRA	5.100	8.600		13.700
62	223	ILIOPOULOS Nikolaos	GRE	5.100	8.600		13.700
64	147	CLAY Zachary	CAN	5.600	8.100		13.700
65	131	KUAVITA Noah	BEL	5.700	8.000		13.700
66	241	STEELE Adam	IRL	5.000	8.666		13.666
67	290	de LUNA Fabian	MEX	5.400	8.266		13.666
68	202	FRASCA Loris	FRA	4.900	8.733		13.633
69	142	de SOUZA BITENCOURT Lucas	BRA	5.700	7.933		13.633
70	107	DAVTYAN Artur	ARM	4.500	9.100		13.600
71	287	TVOROGAL Robert	LTU	5.600	8.000		13.600
72	232	BABOS Adam	HUN	5.100	8.466		13.566
73	128	TIKHONOV Ivan	AZE	5.300	8.233		13.533
73	324	BATAGA Cristian Ioan	ROU	5.300	8.233		13.533
75	140	BARRETTO JUNIOR Francisco	BRA	6.000	7.533		13.533
76	129	GENTGES Maxime	BEL	5.100	8.425		13.525
77	253	SHATILOV Alexander	ISR	4.900	8.600		13.500
78	163	MARTINEZ MORENO Andres	COL	5.100	8.400		13.500
79	195	KIRMES Oskar	FIN	5.500	8.000		13.500
80	179	RADOVESNICKY Daniel	CZE	5.000	8.466		13.466
81	259	RUSSO Andrea	ITA	5.400	8.066		13.466
82	383	ABDURAKHIMOV Rasuljon	UZB	5.700	7.766		13.466





48th Artistic Gymnastics World Championships
Doha (QAT), 25 October - 3 November 2018



Men's Individual Qualifications

THU 25 OCT 2018

Results



Rank	Bib	Name	NOC Code	D Score	E Score	Pen.	Total
83	236	VECSERNYES David	HUN	4.800	8.633		13.433
84	375	VASYLENKO Maksym	UKR	5.300	8.133		13.433
85	356	PROMMANEE Jamorn	THA	5.400	8.033		13.433
86	315	ALMEIDA Simao	POR	4.900	8.500		13.400
87	188	DIALLO Thierno	ESP	5.300	8.066		13.366
88	309	KOUDINOV Mikhail	NZL	5.600	7.766		13.366
89	134	VROLIX Jonathan	BEL	5.000	8.333		13.333
90	254	SOROKINE Michael	ISR	4.700	8.600		13.300
91	102	CORDOBA Nicolas	ARG	4.600	8.666		13.266
92	235	SHEPPARD Ryan Macleod	HUN	5.200	8.033		13.233
93	314	AGUIAR BARBOSA Petrix Stevan	POR	5.900	7.325		13.225
94	120	KRANZLMUELLER Severin	AUT	4.800	8.400		13.200
95	343	BAUMANN Christian	SUI	6.100	7.100		13.200
96	249	DOLGOPYAT Artem	ISR	5.000	8.166		13.166
97	171	LARDUET Manrique	CUB	5.700	7.466		13.166
98	137	SANUVONH Dzianis	BLR	4.700	8.433		13.133
99	363	YU Chao Wei	TPE	5.000	8.133		13.133
100	306	DICK Ethan	NZL	5.100	8.033		13.133
101	132	van den KEYBUS Luka	BEL	5.400	7.733		13.133
101	392	PHAN Ngoc Hung	VIE	5.400	7.733		13.133
103	317	HAN Jong Hyok	PRK	5.900	7.233		13.133
104	303	SKJERAHAUG Stian	NOR	4.800	8.266		13.066
105	302	KALVOE Odin	NOR	4.100	8.933		13.033
106	365	ARCA Mustafa	TUR	4.700	8.333		13.033
107	222	CHATZIEFSTATHIOU Georgios Christos	GRE	4.900	8.133		13.033
108	160	CALVO Carlos	COL	5.300	7.733		13.033
109	227	TANTALIDIS Antonios	GRE	4.100	8.900		13.000
110	301	HEGGENSNES Sofus	NOR	4.400	8.600		13.000
111	115	MORGANS Mitchell	AUS	5.200	7.800		13.000
111	212	ARSENIEV Vitalii	GEO	5.200	7.800		13.000
113	293	ROJO Francisco	MEX	5.100	7.866		12.966
114	114	MASON STEPHENS Clay	AUS	5.700	7.266		12.966
115	308	ELLIS Kyleab	NZL	4.300	8.633		12.933
116	305	WIBYE Harald	NOR	4.500	8.433		12.933
117	103	JATO Julian	ARG	5.000	7.933		12.933
118	360	SHIAO Yu-Jan	TPE	4.700	8.200		12.900
119	127	SIMONOV Nikita	AZE	4.900	8.000		12.900
120	327	SZABO Rafael	ROU	5.100	7.800		12.900
121	379	MODI Akash	USA	5.600	7.600	-0.3	12.900
122	112	BULL Tyson	AUS	5.100	7.766		12.866
123	121	SCHWAB Matthias	AUT	4.200	8.633		12.833





48th Artistic Gymnastics World Championships
Doha (QAT), 25 October - 3 November 2018



Men's Individual Qualifications

THU 25 OCT 2018

Results



Rank	Bib	Name	NOC Code	D Score	E Score	Pen.	Total
124	135	ANTROPAU Raman	BLR	5.100	7.733		12.833
125	367	COLAK Ibrahim	TUR	5.700	7.133		12.833
126	176	KYRIAKOU Neofytos	CYP	3.700	9.100		12.800
127	340	PAUNOVIC Milos	SRB	4.700	8.100		12.800
128	341	VEFIC Petar	SRB	4.800	8.000		12.800
129	346	HEGI Oliver	SUI	5.800	7.000		12.800
130	109	KHACHATRYAN Vigen	ARM	4.000	8.766		12.766
131	193	CARD Franz	FIN	4.500	8.233		12.733
132	261	BECKFORD Reiss	JAM	5.400	7.333		12.733
133	274	AZIZOV Ilyas	KAZ	4.400	8.300		12.700
134	289	LOO Phay Xing	MAS	4.600	8.100		12.700
135	311	AGUERO Daniel	PER	5.400	7.300		12.700
136	307	DYSON Devy	NZL	4.800	7.866		12.666
137	203	GOBAUX Julien	FRA	5.400	7.233		12.633
138	359	LEE Chih Kai	TPE	5.600	7.000		12.600
139	321	RI Wi Chol	PRK	5.900	6.700		12.600
140	214	JIMSHELEISHVILI Ioane	GEO	4.600	7.966		12.566
141	173	GEORGIOU Marios	CYP	5.300	7.266		12.566
142	275	JANTYKOV Yerbol	KAZ	5.200	7.333		12.533
143	106	VILLAFANE Daniel	ARG	4.900	7.533		12.433
144	350	BROMAN William	SWE	3.700	8.700		12.400
145	113	COSTIN Scott	AUS	4.400	7.966		12.366
146	125	BAIRAMOV Timur	AZE	4.700	7.641		12.341
147	178	PONIZIL Daniel	CZE	4.400	7.933		12.333
148	292	RAZO PADILLA Patricio	MEX	4.700	7.633		12.333
149	322	ALDYANI Ahmed	QAT	5.400	6.933		12.333
150	105	MOLINARI Federico	ARG	4.600	7.700		12.300
151	181	SOLOVJEV Svjatoslav	CZE	3.500	8.700		12.200
152	124	AGHARZAYEV Murad	AZE	4.300	7.900		12.200
152	263	LEWIS Stephen	JAM	4.300	7.900		12.200
154	318	HAN Chung Hyo	PRK	4.700	7.500		12.200
155	199	BORELLO Antoine	FRA	4.900	7.300		12.200
156	354	VANSTROEM Kim	SWE	3.800	8.366		12.166
157	215	KUZOVKOV Konstantin	GEO	4.700	7.466		12.166
158	122	SEREINIG Fabio	AUT	4.800	7.333		12.133
159	384	ABDUSAMATOV Khusniddin	UZB	4.500	7.600		12.100
160	234	KARDOS Botond	HUN	4.800	7.266		12.066
161	353	RUMBUTIS David	SWE	4.700	7.333		12.033
162	336	TAY Wei An Terry	SGP	4.400	7.600		12.000
163	177	CERNY Frantisek	CZE	4.200	7.733		11.933
164	316	ALMEIDA Bernardo	POR	4.400	7.533		11.933





48th Artistic Gymnastics World Championships
Doha (QAT), 25 October - 3 November 2018



Men's Individual Qualifications

THU 25 OCT 2018

Results



Rank	Bib	Name	NOC Code	D Score	E Score	Pen.	Total
165	338	DEJANOVIC Bojan	SRB	4.400	7.500		11.900
166	393	IDESJOE Karl	SWE	5.000	6.900		11.900
167	118	HOECK Vinzenz	AUT	4.200	7.666		11.866
168	211	ABESADZE Saba	GEO	4.700	7.166		11.866
169	339	JURKOVIC Nikola	SRB	5.000	6.800		11.800
170	267	NAGHOIJ Saleem	JOR	4.100	7.633		11.733
171	168	SELIGMAN Robert	CRO	2.300	9.333		11.633
172	349	MICHNAK Slavomir	SVK	4.100	7.533		11.633
173	111	TOVMASYAN Artur	ARM	2.900	8.708		11.608
174	186	CHIRIBOGA Israel	ECU	4.500	7.266	-0.3	11.466
175	385	AZIMOV Abdulla	UZB	4.400	7.066		11.466
176	387	TOSHPULATOV Bobur	UZB	4.000	7.433		11.433
177	175	KRASIAS Michalis	CYP	4.400	7.000		11.400
178	358	HSU Ping Chien	TPE	5.400	6.000		11.400
179	390	le Thanh Tung	VIE	5.400	5.966		11.366
180	196	KOSKI Elias	FIN	4.300	6.833		11.133
181	262	FAULK Caleb	JAM	3.600	7.466		11.066
182	162	LUGO Didier	COL	4.900	6.166		11.066
183	169	SRBIC Tin	CRO	2.800	8.100		10.900
184	323	MOSA Ahmed	QAT	3.800	7.000		10.800
185	248	REINHARDSSON Valgard	ISL	4.400	6.233		10.633
186	243	AL-DULAIMI Yasir	IRQ	4.100	6.933	-0.6	10.433
187	146	ALEKSANDROV Yordan	BUL	4.400	5.233		9.633
188	246	BALDURSSON Eythor	ISL	3.300	5.266		8.566
189	167	KUSAN Leonardo	CRO	2.200	8.833	-4.0	7.033
	247	GUNNARSSON Jon	ISL				DNS
	250	KORCHAK Ilan	ISR				DNS
	328	KOTRONG Adelin	ROU				DNS
	224	KRANITIS Nikolaos	GRE				DNS
	312	LEON PRADO Arian	PER				DNS
	138	SHARAMKOU Yahor	BLR				DNS
	357	SURINTORNTA Tikumporn	THA				DNS

Legend:

D Difficulty DNS Did Not Start E Execution Pen. Penalty Q Qualified for Parallel Bars Final
Rx Reserve for Parallel Bars Final

LONGINES Official Results Provider





48th Artistic Gymnastics World Championships
Doha (QAT), 25 October - 3 November 2018



Men's Individual Qualifications

THU 25 OCT 2018

Results



Rank	Bib	Name	NOC Code	D Score	E Score	Pen.	Total
1	273	UCHIMURA Kohei	JPN	6.400	8.200		14.600 Q
2	378	MIKULAK Samuel	USA	6.100	8.466		14.566 Q
3	157	XIAO Ruoteng	CHN	6.100	8.333		14.433 Q
4	300	ZONDERLAND Epke	NED	6.200	8.200		14.400 Q
5	169	SRBIC Tin	CRO	6.000	8.300		14.300 Q
6	154	DENG Shudi	CHN	6.100	8.200		14.300 Q
7	361	TANG Chia-Hung	TPE	6.000	8.200		14.200 Q
8	331	DALALOYAN Artur	RUS	5.700	8.466		14.166 Q
9	171	LARDUET Manrique	CUB	6.300	7.866		14.166 R1
10	270	TANAKA Yusuke	JPN	6.000	8.133		14.133 R2
11	112	BULL Tyson	AUS	5.900	8.166		14.066 R3
12	296	DEURLOO Bart	NED	6.100	7.933		14.033
13	370	SAMILOGLU Umit	TUR	5.900	8.100		14.000
14	156	SUN Wei	CHN	6.000	8.000		14.000
15	140	BARRETTO JUNIOR Francisco	BRA	6.100	7.900		14.000
16	334	NAGORNYI Nikita	RUS	5.800	8.166		13.966
17	155	LIN Chaopan	CHN	6.200	7.766		13.966
18	330	BELYAVSKIY David	RUS	5.600	8.333		13.933
19	172	LERU Randy	CUB	6.100	7.833		13.933
20	187	ABAD Nestor	ESP	5.700	8.166		13.866
21	161	CALVO MORENO Jossimar Orlando	COL	6.300	7.566		13.866
22	173	GEORGIU Marios	CYP	5.800	8.000		13.800
23	144	SOUZA Caio	BRA	5.900	7.900		13.800
24	236	VECSERNYES David	HUN	5.700	8.066		13.766
25	348	YUSOF Eddy	SUI	5.500	8.233		13.733
26	150	PATERSON Cory	CAN	5.700	8.000		13.700
27	201	DEGOUY Paul	FRA	5.900	7.800		13.700
28	148	COURNOYER Rene	CAN	5.400	8.200		13.600
29	102	CORDOBA Nicolas	ARG	5.800	7.800		13.600
29	343	BAUMANN Christian	SUI	5.800	7.800		13.600
31	152	ZAKUTNEY Samuel	CAN	5.400	8.133		13.533
32	174	GEORGIU Ilias	CYP	5.000	8.500		13.500
33	207	FRASER Joe	GBR	5.300	8.166		13.466
33	373	PAKHNIUK Petro	UKR	5.300	8.166		13.466
35	143	MARIANO Arthur	BRA	5.800	7.666		13.466
36	203	GOBAUX Julien	FRA	5.100	8.333		13.433
37	136	LIKHOVITSKIY Andrey	BLR	5.500	7.933		13.433
38	216	DAUSER Lukas	GER	5.600	7.833		13.433
38	258	MACCHINI Carlo	ITA	5.600	7.833		13.433
38	275	JANTYKOV Yerbol	KAZ	5.600	7.833		13.433
41	166	KOVACEVIC Anton	CRO	5.900	7.533		13.433





48th Artistic Gymnastics World Championships
Doha (QAT), 25 October - 3 November 2018



Men's Individual Qualifications

THU 25 OCT 2018

Results



Rank	Bib	Name	NOC Code	D Score	E Score	Pen.	Total
42	286	KUZMICKAS Tomas	LTU	5.100	8.300		13.400
43	256	EDALLI Ludovico	ITA	5.600	7.733		13.333
44	346	HEGI Oliver	SUI	6.200	7.133		13.333
45	268	KAYA Kazuma	JPN	5.500	7.800		13.300
45	332	KUKSENKOV Nikolai	RUS	5.500	7.800		13.300
47	329	MUNTEAN Andrei Vasile	ROU	4.900	8.333		13.233
48	147	CLAY Zachary	CAN	5.000	8.233		13.233
49	234	KARDOS Botond	HUN	5.100	8.133		13.233
50	381	van WICKLEN Colin	USA	5.200	8.000		13.200
51	379	MODI Akash	USA	5.800	7.366		13.166
52	344	BRAEGGER Pablo	SUI	5.900	7.266		13.166
53	390	le Thanh Tung	VIE	5.000	8.133		13.133
54	276	KARIMI Milad	KAZ	5.900	7.233		13.133
55	269	SHIRAI Kenzo	JPN	6.100	7.033		13.133
56	195	KIRMES Oskar	FIN	5.000	8.100		13.100
57	279	BAE Garam	KOR	5.900	7.166		13.066
58	298	RIJKEN Frank	NED	5.300	7.700		13.000
59	235	SHEPPARD Ryan Macleod	HUN	5.000	7.966		12.966
60	371	HRYKO Vladyslav	UKR	5.200	7.766		12.966
61	223	ILIOPOULOS Nikolaos	GRE	5.600	7.366		12.966
62	199	BORELLO Antoine	FRA	5.400	7.533		12.933
63	303	SKJERAHAUG Stian	NOR	4.500	8.400		12.900
64	233	BONCSER Krisztian	HUN	4.900	8.000		12.900
65	128	TIKHONOV Ivan	AZE	5.100	7.800		12.900
66	208	HALL James	GBR	5.600	7.300		12.900
67	188	DIALLO Thierno	ESP	4.800	8.066		12.866
68	182	BUUS Jacob	DEN	4.900	7.966		12.866
69	190	LOPEZ Ruben	ESP	5.000	7.866		12.866
70	297	LOUWIJE Bram	NED	5.100	7.766		12.866
70	393	IDESJOE Karl	SWE	5.100	7.766		12.866
72	132	van den KEYBUS Luka	BEL	5.400	7.433		12.833
73	281	LEE Hyeokjung	KOR	5.500	7.300		12.800
74	118	HOECK Vinzenz	AUT	4.600	8.166		12.766
75	249	DOLGOPYAT Artem	ISR	4.900	7.866		12.766
76	218	HERDER Philipp	GER	5.200	7.566		12.766
77	341	VEFIC Petar	SRB	4.300	8.433		12.733
78	227	TANTALIDIS Antonios	GRE	4.500	8.233		12.733
79	206	CUNNINGHAM Dominick	GBR	5.100	7.633		12.733
80	162	LUGO Didier	COL	6.000	6.733		12.733
81	202	FRASCA Loris	FRA	5.100	7.600		12.700
81	358	HSU Ping Chien	TPE	5.100	7.600		12.700





48th Artistic Gymnastics World Championships
Doha (QAT), 25 October - 3 November 2018



Men's Individual Qualifications

THU 25 OCT 2018

Results



Rank	Bib	Name	NOC Code	D Score	E Score	Pen.	Total
83	253	SHATILOV Alexander	ISR	5.600	7.100		12.700
84	115	MORGANS Mitchell	AUS	5.600	7.066		12.666
85	349	MICHNAK Slavomir	SVK	4.400	8.233		12.633
86	186	CHIRIBOGA Israel	ECU	4.500	8.133		12.633
87	114	MASON STEPHENS Clay	AUS	4.800	7.833		12.633
88	359	LEE Chih Kai	TPE	4.900	7.700		12.600
89	339	JURKOVIC Nikola	SRB	5.000	7.600		12.600
90	121	SCHWAB Matthias	AUT	5.100	7.500		12.600
91	131	KUAVITA Noah	BEL	5.700	6.900		12.600
92	222	CHATZIEFSTATHIOU Georgios Christos	GRE	4.300	8.266		12.566
93	179	RADOVESNICKY Daniel	CZE	4.900	7.666		12.566
94	193	CARD Franz	FIN	4.500	8.033		12.533
95	309	KOUDINOV Mikhail	NZL	4.900	7.633		12.533
96	324	BATAGA Cristian Ioan	ROU	5.100	7.433		12.533
97	260	SARRUGERIO Marco	ITA	4.600	7.900		12.500
97	322	ALDYANI Ahmed	QAT	4.600	7.900		12.500
99	316	ALMEIDA Bernardo	POR	4.900	7.600		12.500
100	291	NUNEZ Isaac	MEX	5.100	7.366		12.466
101	301	HEGGEMSNEs Sofus	NOR	4.100	8.333		12.433
102	241	STEELE Adam	IRL	4.500	7.933		12.433
103	380	MOLDAUER Yul	USA	5.000	7.433		12.433
104	391	PHAM Phuoc Hung	VIE	4.400	8.000		12.400
105	366	ARICAN Ferhat	TUR	5.200	7.200		12.400
106	274	AZIZOV Ilyas	KAZ	4.100	8.266		12.366
107	376	VERNIAIEV Oleg	UKR	4.900	7.466		12.366
108	254	SOROKINE Michael	ISR	5.100	7.266		12.366
109	196	KOSKI Elias	FIN	4.400	7.933		12.333
110	360	SHIAO Yu-Jan	TPE	4.000	8.300		12.300
111	119	KRANZLMUELLER Lukas	AUT	4.300	8.000		12.300
111	306	DICK Ethan	NZL	4.300	8.000		12.300
113	287	TVOROGAL Robert	LTU	5.300	7.000		12.300
114	353	RUMBUTIS David	SWE	4.200	8.066		12.266
115	328	KOTRONG Adelin	ROU	4.400	7.866		12.266
116	375	VASYLENKO Maksym	UKR	5.300	6.966		12.266
117	282	LEE Junho	KOR	5.500	6.766		12.266
118	389	DINH Phuong Thanh	VIE	5.200	7.033		12.233
119	205	BEVAN Brinn	GBR	5.500	6.733		12.233
120	135	ANTROPAU Raman	BLR	4.800	7.400		12.200
121	320	RI Yong Min	PRK	5.400	6.800		12.200
122	104	MAYOL Santiago	ARG	4.500	7.666		12.166
123	261	BECKFORD Reiss	JAM	4.800	7.366		12.166





48th Artistic Gymnastics World Championships
Doha (QAT), 25 October - 3 November 2018



Men's Individual Qualifications

THU 25 OCT 2018

Results



Rank	Bib	Name	NOC Code	D Score	E Score	Pen.	Total
124	308	ELLIS Kyleab	NZL	4.100	8.033		12.133
125	107	DAVTYAN Artur	ARM	4.300	7.833		12.133
126	317	HAN Jong Hyok	PRK	6.000	6.133		12.133
127	134	VROLIX Jonathan	BEL	4.000	8.066		12.066
127	354	VANSTROEM Kim	SWE	4.000	8.066		12.066
129	139	TSIARESHCHANKA Kiryl	BLR	4.700	7.366		12.066
130	338	DEJANOVIC Bojan	SRB	4.000	8.000		12.000
131	137	SANUVONH Dzianis	BLR	4.800	7.200		12.000
132	259	RUSSO Andrea	ITA	5.000	7.000		12.000
133	369	ONDER Ahmet	TUR	5.100	6.900		12.000
134	170	UDE Filip	CRO	4.200	7.766		11.966
135	250	KORCHAK Ilan	ISR	4.500	7.466		11.966
136	305	WIBYE Harald	NOR	4.600	7.333		11.933
137	220	NGUYEN Marcel	GER	5.500	6.433		11.933
138	352	LIDBECK Filip	SWE	3.700	8.200		11.900
139	304	STIANSEN Henrik	NOR	4.100	7.800		11.900
140	129	GENTGES Maxime	BEL	4.900	7.300	-0.3	11.900
141	113	COSTIN Scott	AUS	3.800	8.000		11.800
142	189	MIR Nicolau	ESP	4.700	7.100		11.800
143	318	HAN Chung Hyo	PRK	5.100	6.700		11.800
144	221	TOBA Andreas	GER	5.600	6.200		11.800
145	214	JIMSHELEISHVILI Ioane	GEO	4.200	7.533		11.733
146	292	RAZO PADILLA Patricio	MEX	4.400	7.333		11.733
147	177	CERNY Frantisek	CZE	4.700	7.033		11.733
148	278	MUSSAYEV Akim	KAZ	4.400	7.300		11.700
149	105	MOLINARI Federico	ARG	4.600	7.100		11.700
150	367	COLAK Ibrahim	TUR	4.900	6.800		11.700
151	284	PARK Minsoo	KOR	5.400	6.300		11.700
152	215	KUZOVKOV Konstantin	GEO	3.700	7.966		11.666
153	327	SZABO Rafael	ROU	3.900	7.766		11.666
154	127	SIMONOV Nikita	AZE	4.600	7.066		11.666
155	109	KHACHATRYAN Vigen	ARM	4.000	7.633		11.633
155	357	SURINTORNTA Tikumporn	THA	4.000	7.633		11.633
157	383	ABDURAKHIMOV Rasuljon	UZB	4.300	7.333		11.633
158	315	ALMEIDA Simao	POR	4.400	7.200		11.600
159	307	DYSON Devy	NZL	4.700	6.900		11.600
160	312	LEON PRADO Arian	PER	4.000	7.583		11.583
161	213	GOVOROV Dmitrii	GEO	3.900	7.666		11.566
162	313	YULO Carlos Edriel	PHI	5.200	6.366		11.566
163	289	LOO Phay Xing	MAS	4.000	7.533		11.533
164	122	SEREINIG Fabio	AUT	4.800	6.733		11.533





48th Artistic Gymnastics World Championships
Doha (QAT), 25 October - 3 November 2018



Men's Individual Qualifications

THU 25 OCT 2018

Results



Rank	Bib	Name	NOC Code	D Score	E Score	Pen.	Total
165	392	PHAN Ngoc Hung	VIE	3.900	7.600		11.500
166	384	ABDUSAMATOV Khusniddin	UZB	4.500	7.000		11.500
167	385	AZIMOV Abdulla	UZB	4.300	7.166		11.466
168	262	FAULK Caleb	JAM	4.500	6.966		11.466
169	263	LEWIS Stephen	JAM	3.900	7.550		11.450
170	142	de SOUZA BITENCOURT Lucas	BRA	5.600	5.800		11.400
171	267	NAGHOIJ Saleem	JOR	3.800	7.566		11.366
172	212	ARSENIEV Vitalii	GEO	4.000	7.366		11.366
173	163	MARTINEZ MORENO Andres	COL	4.700	6.666		11.366
174	124	AGHARZAYEV Murad	AZE	4.600	6.733		11.333
175	176	KYRIAKOU Neofytos	CYP	3.200	8.100		11.300
176	181	SOLOVJEV Svjatoslav	CZE	4.000	7.300		11.300
177	246	BALDURSSON Eythor	ISL	3.400	7.866		11.266
178	243	AL-DULAIMI Yasir	IRQ	4.200	6.966		11.166
179	321	RI Wi Chol	PRK	4.700	6.466		11.166
180	146	ALEKSANDROV Yordan	BUL	4.600	6.500		11.100
181	247	GUNNARSSON Jon	ISL	3.600	7.400		11.000
182	356	PROMMANEE Jamorn	THA	3.700	7.300		11.000
183	184	WINTHER Joachim	DEN	4.600	6.400		11.000
184	175	KRASIAS Michalis	CYP	4.400	6.533		10.933
185	340	PAUNOVIC Milos	SRB	4.600	6.333		10.933
186	103	JATO Julian	ARG	3.900	6.766		10.666
187	336	TAY Wei An Terry	SGP	3.500	6.900		10.400
188	293	ROJO Francisco	MEX	4.500	5.900		10.400
189	165	VARGAS Erick	COL	4.900	5.500		10.400
190	125	BAIRAMOV Timur	AZE	4.200	6.166		10.366
191	290	de LUNA Fabian	MEX	4.200	6.100		10.300
192	314	AGUIAR BARBOSA Petrix Stevan	POR	4.400	5.800		10.200
193	248	REINHARDSSON Valgard	ISL	4.100	5.666		9.766
194	387	TOSHPULATOV Bobur	UZB	4.600	5.166		9.766
195	111	TOVMASYAN Artur	ARM	2.800	6.333		9.133
196	323	MOSA Ahmed	QAT	4.200	4.800		9.000
197	178	PONIZIL Daniel	CZE	1.900	6.366	-4.0	4.266
	311	AGUERO Daniel	PER				DNS
	229	JIM Man Hin	HKG				DNS
	224	KRANITIS Nikolaos	GRE				DNS

Legend:

D Difficulty DNS Did Not Start E Execution Pen. Penalty Q Qualified for Horizontal Bar Final
Rx Reserve for Horizontal Bar Final

LONGINES Official Results Provider









48th Artistic Gymnastics World Championships
Doha (QAT), 25 October - 3 November 2018



Women's Team Qualification

SAT 27 OCT 2018

Results

Rank	Bib	Noc Name					Total
1		USA - United States of America	45.166 (1)	43.465 (1)	42.732 (1)	43.066 (1)	174.429 Q
	756	BILES Simone	D 6.400 15.966 E 9.566	6.200 14.866 8.666	6.400 14.800 8.400	6.700 15.333 8.633	
	757	EAKER Kara	D E		6.400 14.466 8.066		
	758	HURD Morgan	D 5.400 14.600 E 9.200	6.100 14.466 8.366	5.600 13.466 7.866	5.500 13.933 8.433	
	760	Mc CALLUM Grace	D 5.400 14.600 E 9.200	5.600 14.100 8.500		5.500 13.800 8.300	
	761	Mc CUSKER Riley	D 5.400 14.266 E 8.866	5.700 14.133 8.433	5.500 13.100 7.600	5.300 13.266 8.266 -0.3	
2		RUS - Russian Federation	42.332 (6)	42.566 (4)	39.766 (4)	40.833 (2)	165.497 Q
	711	AKHAIMOVA Liliia	D 5.800 14.566 E 8.766			5.700 13.600 7.900	
	712	ALEKSEEVA Irina	D 4.600 13.500 E 8.900	5.900 13.833 7.933	5.500 13.133 7.633	5.100 13.066 7.966	
	713	MELNIKOVA Angelina	D 5.400 14.266 E 8.866	6.300 14.300 8.000	5.100 12.866 7.766	5.900 14.033 8.133	
	714	MUSTAFINA Aliia	D E	5.800 14.433 8.633	5.600 13.233 7.633	4.900 13.200 8.400 -0.1	
	715	SIMAKOVA Angelina	D 0.000 0.000 E 0.000	5.400 12.366 6.966	5.300 13.400 8.100		
3		CHN - People's Republic of China	41.999 (7)	43.099 (2)	41.099 (2)	38.999 (10)	165.196 Q
	546	CHEN Yile	D 4.600 13.433 E 8.833	5.900 14.300 8.400	6.000 12.900 6.900	4.900 12.866 7.966	
	548	LIU Tingting	D E	6.000 14.333 8.333	6.000 13.733 7.833 -0.1		
	549	LIU Jinru	D 5.600 14.300 E 8.700			4.700 12.133 7.433	
	550	LUO Huan	D 4.600 13.466 E 8.866	6.000 14.466 8.466	5.900 13.266 7.366	4.800 12.933 8.133	
	551	ZHANG Jin	D 5.600 14.233 E 8.633	4.600 10.733 6.133	6.000 14.100 8.100	5.400 13.200 7.800	
4		CAN - Canada	42.933 (3)	40.499 (9)	40.832 (3)	39.633 (5)	163.897 Q
	538	BLACK Elisabeth	D 5.400 14.033 E 8.633	5.900 14.000 8.100	5.500 13.733 8.233	5.000 13.233 8.233	
	540	MOORS Brooklyn	D 4.600 13.333 E 8.733	5.000 12.666 7.666	5.300 13.133 7.833	5.400 13.500 8.100	
	541	OLSEN Shallon	D 6.000 14.700 E 8.700		5.300 12.833 7.533	5.200 12.733 7.633 -0.1	
	542	MAROIS Sophie	D 5.400 14.200 E 8.900 -0.1	DNS		5.000 12.900 7.900	
	543	PADURARIU Anne-Marie	D E	6.000 13.833 7.833	6.100 13.966 7.866		









48th Artistic Gymnastics World Championships
Doha (QAT), 25 October - 3 November 2018



Women's Team Qualification

SAT 27 OCT 2018

Results

Rank	Bib	Noc Name					Total
5		BRA - Brazil	43.532 (2)	40.832 (7)	37.932 (12)	40.233 (3)	162.529 Q
	531	ANDRADE Rebeca	D 5.400 14.566 E 9.166	6.100 14.333 8.233	5.500 12.633 7.133		
	532	BARBOSA Jade	D 5.400 14.500 E 9.100	5.800 13.333 7.533	5.300 11.700 6.400	5.200 13.200 8.000	
	533	FIDELIS Thais	D 4.600 13.533 E 8.933			5.200 13.133 8.233 -0.3	
	535	OLIVEIRA Lorrane	D E	5.400 13.166 7.766	5.000 12.066 7.066	5.200 13.033 7.833	
	536	SARAIVA Flavia	D 5.400 14.466 E 9.066	5.200 12.400 7.200	5.700 13.233 7.533	5.500 13.900 8.400	
6		JPN - Japan	42.399 (5)	41.016 (6)	39.699 (6)	39.066 (8)	162.180 Q
	645	HATAKEDA Hitomi	D 5.000 13.533 E 8.633 -0.1	5.700 13.800 8.100	5.100 13.133 8.033	5.000 12.466 7.566 -0.1	
	646	KAJITA Nagi	D 4.600 13.333 E 8.733	5.700 13.550 7.850	5.200 11.866 6.666	5.100 12.400 7.400 -0.1	
	647	MURAKAMI Mai	D 5.400 14.433 E 9.033	5.500 13.666 8.166	5.400 13.433 8.033	5.800 14.100 8.300	
	648	SUGIHARA Aiko	D E				
	649	TERAMOTO Asuka	D 5.800 14.433 E 8.633	5.500 13.400 7.900	5.100 13.133 8.033	5.300 12.500 7.500 -0.3	
7		FRA - France	41.632 (8)	40.732 (8)	39.566 (7)	39.699 (4)	161.629 Q
	589	BOSSU Juliette	D E	5.800 13.866 8.066			
	591	BOYER Marine	D 4.600 13.666 E 9.066		6.200 13.600 7.400	5.100 13.133 8.033	
	592	CHARPY Lorette	D 4.600 13.433 E 8.833	5.400 13.000 7.600	5.400 13.066 7.666	4.600 12.666 8.066	
	593	de JESUS dos SANT.	D 5.400 14.466 E 9.066	5.700 13.866 8.166	5.700 12.566 6.866	5.600 13.900 8.300	
	594	VANHILLE Louise	D 4.600 13.500 E 8.900	5.300 12.933 7.633	5.200 12.900 7.700	4.700 12.600 7.900	
8		GER - Germany	41.166 (12)	42.690 (3)	39.216 (8)	37.999 (14)	161.071 Q
	602	BUI Kim	D 4.600 13.500 E 8.900	6.000 14.066 8.066		5.200 13.133 7.933	
	603	GRIESSER Leah	D E	5.400 13.400 8.000	4.700 13.033 8.333	4.700 11.733 7.133 -0.1	
	605	SCHEDER Sophie	D 4.600 13.433 E 8.833	5.900 14.058 8.158	4.800 13.050 8.250		
	606	SEITZ Elisabeth	D 4.600 13.666 E 9.066	6.200 14.566 8.366	4.600 11.700 7.100	4.700 12.866 8.166	
	607	VOSS Sarah	D 5.400 14.000 E 8.700 -0.1		5.500 13.133 7.633	4.800 12.000 7.500 -0.3	









48th Artistic Gymnastics World Championships
Doha (QAT), 25 October - 3 November 2018



Women's Team Qualification

SAT 27 OCT 2018

Results

Rank	Bib	Noc Name					Total
9		GBR - Great Britain	42.566 (4)	41.666 (5)	37.733 (14)	38.999 (10)	160.964
	595	DOWNIE Rebecca	D E	6.200 14.400 8.200			
	596	DOWNIE Elissa	D E	5.400 14.366 8.966	5.900 13.466 7.566	4.900 12.500 7.600	5.100 13.200 8.100
	597	FENTON Georgia-Mae	D E	4.600 13.400 8.800	6.200 13.200 7.000	5.000 12.900 7.900	4.900 12.433 7.833 -0.3
	598	KINSELLA Alice	D E	5.400 14.300 8.900		5.000 12.300 7.300	4.800 12.733 7.933
	599	SIMM Kelly	D E	5.200 13.900 8.700	6.200 13.800 7.600	5.000 12.333 7.333	5.000 13.066 8.066
10		NED - Netherlands	40.432 (18)	39.766 (11)	39.765 (5)	39.066 (8)	159.029
	671	POLDERMAN Kirsten	D E	4.800 13.366 8.566			4.900 11.766 6.866
	672	van POL Vera	D E	5.000 13.766 8.766	5.200 13.000 7.800	4.200 11.066 6.866	4.600 12.500 7.900
	674	VISSER Naomi	D E	4.600 13.300 8.700	5.600 13.433 7.833	4.900 12.966 8.066	5.000 13.133 8.133
	675	VOLLEMAN Tisha	D E	0.000 0.000 0.000	4.800 12.833 8.033	4.300 12.766 8.466	5.400 13.433 8.133 -0.1
	676	WEVERS Sanne	D E		5.100 13.333 8.233	5.400 14.033 8.633	
11		BEL - Belgium	40.799 (16)	40.099 (10)	38.807 (9)	39.265 (7)	158.970
	521	BRASSART Maellyse	D E	4.600 13.566 8.966		5.200 11.266 6.066	4.900 12.833 7.933
	522	DERIKS Senna	D E	4.600 13.533 8.933	5.100 11.466 6.366		
	523	DERWAEL Nina	D E	4.600 13.466 8.866	6.500 15.066 8.566	5.200 13.766 8.566	4.900 13.266 8.366
	524	HERMANS Rune	D E		5.400 13.000 7.600	5.000 11.866 6.866	4.600 12.533 7.933
	525	KLINCKAERT Axelle	D E	4.600 13.700 9.100	5.400 12.033 6.633	5.600 13.175 7.575	5.200 13.166 7.966
12		ITA - Italy	40.932 (14)	38.033 (16)	38.399 (10)	39.466 (6)	156.830
	635	LANZA Irene	D E	5.000 12.566 7.566	5.500 12.100 6.600	4.900 12.766 7.866	4.600 12.666 8.066
	636	BASILE Martina	D E	5.000 13.833 8.833		5.000 12.233 7.233	5.200 13.233 8.033
	637	MORI Lara	D E	4.600 13.366 8.766	5.100 12.633 7.533	5.600 12.800 7.200	5.600 13.400 7.900 -0.1
	638	RICCIARDI Sara	D E	5.000 13.733 8.733	4.900 12.600 7.700	4.400 12.833 8.433	4.700 12.833 8.133
	639	RIZZELLI Martina	D E		5.100 12.800 7.700		









48th Artistic Gymnastics World Championships
Doha (QAT), 25 October - 3 November 2018



Women's Team Qualification

SAT 27 OCT 2018

Results

Rank	Bib	Noc Name					Total
13		ROU - Romania	40.932 (14)	36.399 (21)	38.099 (11)	38.333 (12)	153.763
	702	CRISAN Ioana	D 4.600 13.266 E 8.766 -0.1	5.200 12.233 7.033	5.400 12.666 7.266	4.900 12.033 7.233 -0.1	
	704	GOLGOTA Denisa	D 5.400 14.266 E 8.866	5.000 12.366 7.366	5.400 12.733 7.333	5.400 13.400 8.000	
	705	HOLBURA Maria	D E	4.500 11.700 7.200		4.700 12.533 7.833	
	707	IVANUS Nica	D 4.600 13.333 E 8.733		5.300 12.666 7.366	4.900 12.400 7.500	
	703	GHICIUC Carmen	D 4.600 13.333 E 8.733	4.300 11.800 7.500	4.800 12.700 7.900		
14		KOR - Republic of Korea	41.232 (11)	36.974 (19)	37.799 (13)	37.232 (18)	153.237
	653	HAM Miju	D 4.600 13.300 E 8.800 -0.1				
	654	KIM Jury	D 4.600 13.100 E 8.500	5.000 11.233 6.233	5.000 12.566 7.566	4.900 11.633 6.733	
	655	LEE Eun Ju	D E	5.000 12.700 7.700	4.600 12.633 8.033	4.500 12.166 7.666	
	657	YEO Seojeong	D 5.800 14.566 E 8.766	4.900 11.908 7.008	5.700 12.600 6.900	5.200 12.966 7.766	
	658	YUN Narae	D 4.600 13.366 E 8.766	5.000 12.366 7.366	4.900 11.533 6.633	4.700 12.100 7.400	
15		AUS - Australia	40.366 (19)	38.700 (15)	36.132 (19)	38.033 (13)	153.231
	508	BROWN Georgia-Rose	D 4.600 13.466 E 8.866	5.500 13.400 7.900	4.600 11.133 6.533	4.300 12.366 8.066	
	509	EADE Alexandra	D 4.600 13.500 E 8.900			5.200 12.900 7.700	
	510	NEDOV Emma	D E	4.500 12.333 7.833	4.900 11.933 7.033		
	512	MODARO Erin	D 4.600 13.400 E 8.800	4.600 12.400 7.800	5.100 12.633 7.533	4.600 12.600 8.000	
	513	WHITEHEAD Emily	D 5.000 12.666 E 7.666	5.000 12.900 7.900	4.800 11.566 6.766	4.800 12.533 7.733	
16		PRK - Democratic People's Republic of Korea	41.533 (9)	39.132 (12)	35.966 (21)	36.165 (26)	152.796
	696	JON Jang Mi	D 4.600 13.300 E 8.700	5.800 13.566 7.766	4.800 11.800 7.000		
	697	KIM Won Yong	D E	4.700 12.200 7.500	5.700 12.666 6.966	4.900 10.833 5.933	
	698	KIM Su Jong	D 5.400 14.233 E 8.833	5.300 12.666 7.366	5.300 11.500 6.200	5.100 11.533 6.433	
	699	PYON Rye Yong	D 5.400 14.000 E 8.600	4.900 12.900 8.000	5.000 10.733 5.733	5.000 11.866 7.166 -0.3	
	700	RI Su Ryon	D 4.600 13.100 E 8.500			5.300 12.766 7.466	









48th Artistic Gymnastics World Championships
Doha (QAT), 25 October - 3 November 2018



Women's Team Qualification

SAT 27 OCT 2018

Results

Rank	Bib	Noc Name					Total
17		HUN - Hungary	40.499 (17)	37.965 (18)	36.099 (20)	37.832 (15)	152.395
	618	BOECZOEKO Dorina	D 4.600 13.466 E 8.866	4.900 12.366 7.466	4.400 10.800 6.500 -0.1	4.700 12.766 8.066	
	619	PETER Sara	D 4.600 13.400 E 8.800			4.400 12.033 7.733 -0.1	
	620	FEHER Nora	D 3.500 11.966 E 8.466	5.200 12.766 7.566	4.900 11.033 6.133	4.700 12.433 7.733	
	621	KOVACS Zsofia	D 4.600 13.633 E 9.033	5.200 12.833 7.633	5.300 13.066 7.766	4.900 12.633 7.733	
	622	MAKRA Noemi	D E	5.000 12.266 7.266	4.800 12.000 7.200		
18		ESP - Spain	40.200 (20)	38.965 (13)	35.599 (26)	37.600 (16)	152.364
	577	BECHDEJU Laura	D 4.600 13.400 E 8.800		4.600 11.233 6.633	4.900 12.066 7.466 -0.3	
	578	BONILLA Helena	D 4.600 13.300 E 8.700	5.300 12.933 7.633	4.900 11.500 6.600	4.600 12.200 7.700 -0.1	
	580	PEREZ Ana	D 4.600 13.500 E 8.900	5.300 12.966 7.666	5.200 12.866 7.666	5.000 12.800 7.800	
	581	RAYA Paula	D E	5.100 12.333 7.233			
	582	RODRIGUEZ Cintia	D 4.600 13.133 E 8.633 -0.1	5.500 13.066 7.566	4.100 10.700 6.600	4.400 12.600 8.200	
19		MEX - Mexico	41.466 (10)	38.866 (14)	34.999 (27)	36.866 (20)	152.197
	666	CAMPOS Paulina	D E	5.400 11.266 5.866	4.200 10.800 6.600	4.300 11.933 7.733 -0.1	
	667	CASTRO Nicolle	D 4.600 13.366 E 8.766	5.900 13.300 7.400	5.000 10.500 5.500		
	668	ESPARZA Frida	D 4.600 13.433 E 8.833	5.600 13.433 7.833	5.100 12.233 7.133	5.100 12.300 7.500 -0.3	
	669	MATA Victoria	D 4.600 13.400 E 8.800			4.500 11.966 7.466	
	670	MORENO Alexa	D 5.800 14.633 E 8.833	4.800 12.133 7.333	4.900 11.966 7.066	5.100 12.600 7.500	
20		UKR - Ukraine	41.066 (13)	36.232 (24)	35.899 (22)	37.132 (19)	150.329
	750	FEDOROVA Yana	D 4.600 13.600 E 9.000	5.000 12.466 7.466	5.100 11.133 6.033	4.400 11.733 7.333	
	751	OSIPOVA Valeria	D 5.000 13.466 E 8.766 -0.3	5.000 11.700 6.700	5.200 11.466 6.266	5.000 12.666 7.666	
	752	RADIVILOVA Angelina	D 4.600 13.500 E 8.900	5.000 12.066 7.066	4.500 10.266 5.766	5.100 11.800 6.700	
	754	TITARENKO Alona	D E				
	755	VARINSKA Diana	D 5.000 13.966 E 8.966	5.000 10.533 5.533	5.400 13.300 7.900	4.800 12.666 7.866	





48th Artistic Gymnastics World Championships
Doha (QAT), 25 October - 3 November 2018



Women's Team Qualification

SAT 27 OCT 2018

Results

Rank	Bib	Noc Name					Total
21		SUI - Switzerland	39.433 (22)	36.899 (20)	37.300 (16)	36.233 (25)	149.865
	725	BARLOGGIO Caterina	D E		4.800 12.266 7.466	4.400 12.200 7.800	4.500 12.200 7.700
	726	KAESLIN Ilaria	D E	4.600 13.233 8.633	4.700 12.133 7.433	5.100 12.600 7.500	4.700 11.300 6.900 -0.3
	727	MEIER Leonie	D E	4.600 12.800 8.200	4.600 12.433 7.833	4.800 11.800 7.000	4.600 12.033 7.733 -0.3
	728	SIEGENTHALER Stefanie	D E	4.000 12.466 8.466	4.500 12.200 7.700	4.700 12.500 7.800	
	730	WILDI Anina	D E	4.600 13.400 8.800			4.300 12.000 7.700
22		POL - Poland	39.233 (27)	36.273 (23)	37.332 (15)	36.833 (21)	149.671
	688	JANIK Gabriela	D E	4.800 13.233 8.433	5.200 12.766 7.566	4.600 11.866 7.366 -0.1	4.500 12.000 7.500
	689	JURKOWSKA-KOWALSKA	D E	5.000 13.400 8.400	3.900 11.841 7.941	5.000 12.366 7.466 -0.1	4.500 12.000 7.500
	690	LOPUSZANSKA Wiktoria	D E	4.400 12.600 8.300 -0.1	4.200 11.666 7.466	4.500 10.100 5.600	4.200 11.466 7.266
	691	PIHAN-KULESZA Marta	D E	4.200 11.500 7.600 -0.3	4.900 11.633 6.733	5.200 13.100 7.900	4.900 12.833 7.933
23		ARG - Argentina	39.932 (21)	36.274 (22)	36.965 (17)	36.432 (24)	149.603
	503	DOMINICI Martina	D E	4.800 13.466 8.666	5.000 13.033 8.033	4.700 12.166 7.466	4.800 12.333 7.633 -0.1
	504	KLESA Camila	D E		4.400 11.108 6.708		
	505	PISOS Agustina	D E	4.600 13.066 8.466	3.400 8.066 4.666	4.700 11.433 6.833 -0.1	4.300 12.066 7.766
	506	TARABINI Ayelen	D E	4.800 13.100 8.300	4.300 12.133 7.833	5.400 13.133 7.733	4.700 10.500 5.800
	507	VAQUIE Mayra	D E	4.600 13.366 8.766		4.700 11.666 6.966	4.600 12.033 7.533 -0.1
24		CZE - Czech Republic	39.332 (26)	35.632 (25)	35.666 (24)	37.366 (17)	147.996
	564	FIRTOVA Eliska	D E		4.000 11.066 7.066		
	565	HALOVA Sabina	D E	4.000 12.533 8.533		4.300 11.266 6.966	4.100 11.666 7.566
	566	HOLASOVA Aneta	D E	4.600 13.466 8.866	4.600 12.033 7.433	5.000 11.866 6.866	4.700 12.800 8.100
	567	JIRIKOVA Lucie	D E	4.000 11.266 7.266	4.300 11.833 7.533	4.500 11.800 7.300	4.700 12.366 7.666
	568	PONIZILOVA Dominika	D E	4.800 13.333 8.533	4.700 11.766 7.066	4.500 12.000 7.500	4.600 12.200 7.600
25		EGY - Egypt	39.365 (25)	35.033 (29)	35.799 (23)	35.966 (28)	146.163
	573	HUSSEIN Farah	D E	4.600 12.566 8.066 -0.1	5.000 11.700 6.700	5.200 11.966 6.766	4.700 12.133 7.433
	574	MOHAMED Mandy	D E	4.600 13.366 8.766	4.300 11.533 7.233	4.700 12.233 7.533	4.400 11.900 7.600 -0.1
	575	SALEM Farah	D E	4.000 12.566 8.566	5.000 11.800 6.800	5.200 11.600 6.400	4.400 11.500 7.200 -0.1
	576	TAMAN Nancy Taman	D E	4.600 13.433 8.833	4.200 11.500 7.300	3.800 9.833 6.033	4.400 11.933 7.533





48th Artistic Gymnastics World Championships
Doha (QAT), 25 October - 3 November 2018



Women's Team Qualification

SAT 27 OCT 2018

Results

Rank	Bib	Noc Name					Total
26		GRE - Greece	38.832 (31)	34.633 (30)	34.966 (28)	36.466 (23)	144.897
	608	AFRATI Argyro	D 4.600 13.133 E 8.633 -0.1	4.800 12.133 7.333		4.200 12.066 7.866	
	609	MAJA Evelina	D 4.600 13.033 E 8.433	4.700 9.700 5.000	3.600 9.233 5.633	4.400 11.966 7.566	
	610	MILLOUSI Vasiliki	D E	4.800 12.800 8.000	5.300 12.933 7.633		
	611	MONOKROUSOU Evangelia	D 4.600 12.666 E 8.366 -0.3		4.700 10.900 6.200	4.500 12.000 7.500	
	613	XOULOGI Ioanna	D 4.000 12.333 E 8.333	2.600 9.366 6.766	4.900 11.133 6.233	4.600 12.400 7.800	
27		AUT - Austria	38.233 (37)	34.332 (32)	35.632 (25)	35.532 (30)	143.729
	514	FRYSAK Bianca	D 4.000 12.500 E 8.500	4.400 11.266 6.866		4.300 11.900 7.600	
	515	HAEMMERLE Elisa	D E	4.500 10.466 5.966	4.500 12.500 8.000		
	516	MADER Jasmin	D 4.600 13.200 E 8.600	4.600 12.100 7.500	3.900 10.400 6.500	4.300 11.766 7.466	
	518	MEIXNER Christina	D E	DNS 2.900 10.966 8.066	4.600 11.666 7.066	3.800 10.366 6.866 -0.3	
	519	MOERZ Alissa	D 4.000 12.533 E 8.533		4.200 11.466 7.266	4.200 11.866 7.666	
28		POR - Portugal	38.566 (35)	35.266 (26)	32.766 (36)	36.700 (22)	143.298
	692	DIAS Beatriz	D 4.600 11.766 E 7.266 -0.1	4.400 11.100 6.700	4.500 10.900 6.400	4.500 12.000 7.500	
	693	MARIANITO Mariana	D 4.000 12.666 E 8.666	2.800 10.266 7.466	4.600 9.966 5.466 -0.1	4.300 12.200 7.900	
	694	MARTINS Filipa	D 4.600 13.400 E 8.800	5.300 13.066 7.766	5.100 11.400 6.300	4.600 12.500 7.900	
	695	PITREZ Mariana	D 4.000 12.500 E 8.500	4.200 11.100 6.900	4.800 10.466 5.666	4.300 11.700 7.400	
29		COL - Colombia	39.398 (24)	35.099 (28)	33.465 (33)	34.900 (36)	142.862
	552	ARDILA GARCIA Dayana	D 5.000 13.566 E 8.666 -0.1	4.300 10.966 6.666	4.700 11.533 6.833	4.600 11.400 6.800	
	553	ESCOBAR BETANCUR Ginna	D 4.600 12.966 E 8.466 -0.1	4.600 12.233 7.633	4.700 9.933 5.233	4.600 12.000 7.400	
	554	MESA Angelica	D 4.000 12.566 E 8.566			4.200 11.500 7.300	
	555	PARDO Valentina	D E	4.400 11.900 7.500	4.900 11.366 6.466		
	556	VERA SANABRIA EM	D 4.600 12.866 E 8.266	4.100 10.900 6.800	4.500 10.566 6.066	DNS	
30		TUR - Turkey	39.432 (23)	33.649 (34)	34.066 (30)	35.099 (32)	142.246
	746	MUTLU Demet	D 4.600 13.066 E 8.466	4.600 11.850 7.250	4.900 10.800 5.900	4.400 10.866 6.766 -0.3	
	747	SAHIN Ilayda	D 4.000 12.633 E 8.633	4.500 10.266 5.766	4.300 11.266 6.966	4.100 11.700 7.600	
	748	UCTAS SANLI Goksu	D 4.600 13.266 E 8.666		4.700 10.766 6.066	4.500 10.600 6.500 -0.4	
	749	YILMAZ Tutya	D 4.600 13.100 E 8.500	4.600 11.533 6.933	5.700 12.000 6.300	4.800 12.533 7.733	









48th Artistic Gymnastics World Championships
Doha (QAT), 25 October - 3 November 2018



Women's Team Qualification

SAT 27 OCT 2018

Results

Rank	Bib	Noc Name					Total
31		SLO - Slovenia	39.199 (28)	33.416 (35)	34.466 (29)	35.032 (33)	142.113
	718	BELAK Teja	D 5.000 13.633 E 8.733 -0.1	4.400 11.983 7.583	4.300 11.666 7.366		
	719	HRIBAR Lucija	D 3.500 12.033 E 8.533	4.400 11.700 7.300	4.600 10.166 5.566	3.900 11.266 7.366	
	720	KYSSELEF Tjasa	D 4.800 13.533 E 8.733	1.400 9.733 8.333	4.300 11.100 6.800	4.400 12.166 7.766	
	721	SAJN Adela	D E	1.900 9.733 7.833	5.000 11.700 6.800 -0.1	3.800 11.600 7.800	
32		FIN - Finland	39.165 (29)	34.532 (31)	31.233 (40)	36.099 (27)	141.029
	583	KETTUNEN Enni	D 4.000 12.633 E 8.633	4.400 10.100 5.700	4.300 10.800 6.500	4.300 12.133 7.833	
	584	LEINONEN Maija	D 4.200 12.766 E 8.566	4.300 11.766 7.466	4.300 11.100 6.800	4.300 11.733 7.433	
	585	MAEKELAE Sani	D 5.000 13.766 E 8.766		4.600 9.333 4.733	4.500 12.133 7.633	
	587	OJALA Rosanna	D E	4.800 12.200 7.400			
	588	SAUKKONEN Siiri	D 4.000 12.600 E 8.600	4.300 10.566 6.266	4.300 8.333 4.033	4.200 11.833 7.633	
33		TPE - Chinese Taipei	38.232 (38)	32.666 (38)	36.832 (18)	33.232 (43)	140.962
	740	CHUANG Hsiu-Ju	D 4.000 12.366 E 8.366	4.000 9.733 5.733	4.600 11.233 6.633	4.100 11.066 6.966	
	741	FANG Ko-Ching	D E	4.100 11.100 7.000			
	743	LAI Pin-Ju	D 4.000 12.100 E 8.400 -0.3	3.600 9.533 5.933	5.000 11.866 6.866		
	744	TING Hua-Tien	D 4.600 12.733 E 8.433 -0.3	4.100 11.833 7.733	5.500 13.466 7.966	4.300 10.833 6.533	
	745	WU Sing-Fen	D 4.800 13.133 E 8.433 -0.1		4.900 11.500 6.600	4.100 11.333 7.233	
34		NOR - Norway	38.766 (32)	33.232 (36)	32.832 (35)	35.932 (29)	140.762
	677	DAVIDSEN Sara	D 4.100 12.666 E 8.566		4.100 11.800 7.700		
	678	ERICHSEN Julie	D 4.600 13.400 E 8.800	4.400 11.266 6.866	4.600 11.966 7.366	4.100 11.466 7.666 -0.3	
	679	FOSSE Edel	D E	4.100 10.533 6.433		4.100 10.900 6.800	
	680	NYGAARD Thea Mille	D 4.000 12.666 E 8.666	4.300 10.733 6.733 -0.3	4.500 9.066 4.566	4.500 12.266 7.766	
	681	SOEDERSTROEM Julie	D 4.200 12.700 E 8.500	3.400 11.233 7.833	4.600 9.033 4.433	4.500 12.200 7.700	
35		SVK - Slovakia	38.699 (33)	33.099 (37)	33.233 (34)	34.733 (38)	139.764
	731	BUNCE Chiara	D 4.600 13.066 E 8.466	4.600 11.833 7.233	4.700 10.500 5.800	4.500 11.800 7.300	
	732	KUKLOVSKA Ema	D 4.200 12.133 E 8.233 -0.3		4.700 10.900 6.200	4.200 10.833 6.633	
	733	TAKACOVA Karolina	D E				
	734	VALASTIAKOVA Veronika	D 4.200 12.900 E 8.700	1.300 9.500 8.200	4.500 11.833 7.333	4.200 11.633 7.533 -0.1	
	735	VYDUREKOVA Viktoria	D 4.000 12.733 E 8.733	4.300 11.766 7.466	4.500 9.400 4.900	4.100 11.300 7.200	

LONGINES Official Results Provider









48th Artistic Gymnastics World Championships
Doha (QAT), 25 October - 3 November 2018



Women's Team Qualification

SAT 27 OCT 2018

Results

Rank	Bib	Noc Name					Total
36		ISL - Iceland	37.833 (40)	32.299 (39)	32.232 (38)	35.265 (31)	137.629
	627	ADALSTEINSDOTTIR Thelma	D 3.500 12.100 E 8.600	4.500 11.100 6.600	5.300 10.366 5.066	4.300 11.766 7.466	
	628	BELANYI Dominiqua	D 4.000 12.600 E 8.600	4.300 9.066 4.766			
	629	KRISTINSDOTTIR ML	D E		4.600 10.700 6.100	4.400 11.866 7.466	
	630	OLAFSDOTTIR SM	D 3.500 11.766 E 8.366 -0.1	4.500 10.366 5.866	4.300 10.066 5.766	4.400 10.666 6.566 -0.3	
	631	SUTO-TUUHA Agnes	D 4.600 13.133 E 8.533	3.700 10.833 7.133	4.300 11.166 6.866	4.300 11.633 7.333	
37		MAS - Malaysia	38.899 (30)	30.832 (41)	32.265 (37)	34.666 (40)	136.662
	663	ABDUL HADI Farah Ann	D 4.600 12.966 E 8.366	5.000 9.966 4.966	4.800 11.866 7.066	4.400 12.033 7.633	
	664	TAN ING Yueh	D 4.600 13.200 E 8.600	4.700 10.633 5.933	4.200 8.966 4.766	4.500 12.200 7.700	
	665	TRACIE Ang	D 4.400 12.733 E 8.333	2.300 10.233 7.933	5.100 11.433 6.333	4.300 10.433 6.133	
38		NZL - New Zealand	38.399 (36)	29.433 (43)	33.632 (32)	34.300 (41)	135.764
	682	BRETT Isabella	D 4.600 13.166 E 8.566	2.200 8.233 6.033	5.000 11.133 6.233 -0.1	4.600 11.700 7.100	
	683	FISHWICK Maia	D 4.600 11.833 E 7.533 -0.3	4.500 11.800 7.300	4.600 12.166 7.566	4.000 11.200 7.300 -0.1	
	684	RYAN Charlotte	D 4.600 13.400 E 8.800	3.000 9.400 6.400	4.200 10.333 6.233 -0.1	4.700 11.400 7.000 -0.3	
39		BLR - Belarus	36.599 (44)	34.066 (33)	29.166 (45)	35.032 (33)	134.863
	527	LASTOUSKAYA Maryia	D 3.500 11.866 E 8.366	4.200 10.700 6.500	4.500 9.933 5.433	4.300 11.433 7.133	
	528	NETSIAZHENKA A	D 3.500 11.800 E 8.300	4.000 11.266 7.266	3.600 8.100 4.600 -0.1	4.300 11.533 7.233	
	529	TRAUKOVA Hanna	D 4.600 12.933 E 8.633 -0.3	4.900 12.100 7.200	4.000 11.133 7.133	4.600 12.066 7.466	
40		DEN - Denmark	37.566 (41)	30.066 (42)	32.032 (39)	34.866 (37)	134.530
	569	BJOERNHOLDT Sofia	D 4.000 12.600 E 8.600	3.100 9.900 6.800	3.300 11.333 8.033	DNS	
	570	HULGAARD Mette	D 4.000 12.500 E 8.500	4.000 11.133 7.133	4.300 8.500 4.200	4.400 11.866 7.466	
	571	KAJOE Victoria	D E	DNS 2.800 9.033 6.233	4.300 10.966 6.666	3.900 11.600 7.700	
	572	WINTHER Emilie	D 4.000 12.466 E 8.466	3.100 8.533 5.433	4.100 9.733 5.633	4.000 11.400 7.400	
41		CRC - Costa Rica	36.865 (43)	31.199 (40)	29.266 (44)	34.733 (38)	132.063
	558	CASTANEDA Arianna	D 4.000 12.566 E 8.566	4.200 10.566 6.366	4.200 9.033 4.833	4.200 11.400 7.200	
	559	MURILLO Mariangeles	D 4.600 11.933 E 7.333	3.500 8.500 5.000	4.500 10.300 5.800	4.100 11.533 7.433	
	560	SALAS Heika del Sol	D 4.000 12.366 E 8.366	5.100 12.133 7.033	4.900 9.933 5.033	4.400 11.800 7.400	









48th Artistic Gymnastics World Championships
Doha (QAT), 25 October - 3 November 2018



Women's Team Qualification

SAT 27 OCT 2018

Results

Rank	Bib	Noc Name					Total
42		JAM - Jamaica	<u>37.999 (39)</u>	<u>29.132 (44)</u>	<u>31.065 (41)</u>	<u>33.299 (42)</u>	<u>131.495</u>
640		FRANCIS Danusia	D 4.600 13.333 E 8.733	D 4.000 10.766 E 6.766	D 4.200 12.033 E 7.833	D 4.600 12.066 E 7.466	
641		RICHMON Kiara	D 4.000 12.566 E 8.566	D 2.600 8.566 E 5.966	D 3.500 7.466 E 3.966	D 3.900 10.033 E 6.133	
642		ROBINSON Mackenzie	D 3.500 12.100 E 8.600	D 2.800 9.800 E 7.000	D 3.900 11.566 E 7.666	D 3.900 11.200 E 7.300	

Note:
Underlined totals indicate starting apparatus.
Italics indicate the low (discarded) score.

Legend:
D Difficulty DNF Did Not Finish DNS Did Not Start E Execution
Q Qualified for Team Final

 Vault  Uneven Bars  Balance Beam  Floor Exercise

LONGINES Official Results Provider









48th Artistic Gymnastics World Championships
Doha (QAT), 25 October - 3 November 2018



Women's All-Around Qualification

SAT 27 OCT 2018

Results

Rank	Bib Name	NOC Code									Total
			Score	Rk Pen	Score	Rk Pen	Score	Rk Pen	Score	Rk Pen	
1	756 BILES Simone	USA	D 6.400 E 9.566	15.966 (1)	D 6.200 E 8.666	14.866 (2)	D 6.400 E 8.400	14.800 (1)	D 6.700 E 8.633	15.333 (1)	60.965 Q
2	758 HURD Morgan	USA	D 5.400 E 9.200	14.600 (4)	D 6.100 E 8.366	14.466 (5)	D 5.600 E 7.866	13.466 (11)	D 5.500 E 8.433	13.933 (4)	56.465 Q
3	647 MURAKAMI Mai	JPN	D 5.400 E 9.033	14.433 (12)	D 5.500 E 8.166	13.666 (24)	D 5.400 E 8.033	13.433 (12)	D 5.800 E 8.300	14.100 (2)	55.632 Q
4	523 DERWAELE Nina	BEL	D 4.600 E 8.866	13.466 (51)	D 6.500 E 8.566	15.066 (1)	D 5.200 E 8.566	13.766 (6)	D 4.900 E 8.366	13.266 (13)	55.564 Q
5	713 MELNIKOVA Angelina	RUS	D 5.400 E 8.866	14.266 (18)	D 6.300 E 8.000	14.300 (12)	D 5.100 E 7.766	12.866 (36)	D 5.900 E 8.133	14.033 (3)	55.465 Q
6	538 BLACK Elisabeth	CAN	D 5.400 E 8.633	14.033 (24)	D 5.900 E 8.100	14.000 (17)	D 5.500 E 8.233	13.733 (7)	D 5.000 E 8.233	13.233 (15)	54.999 Q
7	593 de JESUS dos SANT.	FRA	D 5.400 E 9.066	14.466 (10)	D 5.700 E 8.166	13.866 (18)	D 5.700 E 6.866	12.566 (56)	D 5.600 E 8.300	13.900 (6)	54.798 Q
8	761 Mc CUSKER Riley	USA	D 5.400 E 8.866	14.266 (18)	D 5.700 E 8.433	14.133 (13)	D 5.500 E 7.600	13.100 (26)	D 5.300 E 8.266	13.266 (14)	54.765
9	550 LUO Huan	CHN	D 4.600 E 8.866	13.466 (51)	D 6.000 E 8.466	14.466 (4)	D 5.900 E 7.366	13.266 (15)	D 4.800 E 8.133	12.933 (30)	54.131 Q
10	536 SARAIVA Flavia	BRA	D 5.400 E 9.066	14.466 (10)	D 5.200 E 7.200	12.400 (64)	D 5.700 E 7.533	13.233 (17)	D 5.500 E 8.400	13.900 (5)	53.999 Q
11	596 DOWNIE Elissa	GBR	D 5.400 E 8.966	14.366 (14)	D 5.900 E 7.566	13.466 (27)	D 4.900 E 7.600	12.500 (59)	D 5.100 E 8.100	13.200 (18)	53.532 Q
12	712 ALEKSEEVA Irina	RUS	D 4.600 E 8.900	13.500 (45)	D 5.900 E 7.933	13.833 (20)	D 5.500 E 7.633	13.133 (23)	D 5.100 E 7.966	13.066 (27)	53.532 Q
13	546 CHEN Yile	CHN	D 4.600 E 8.833	13.433 (58)	D 5.900 E 8.400	14.300 (11)	D 6.000 E 6.900	12.900 (35)	D 4.900 E 7.966	12.866 (34)	53.499 Q
14	649 TERAMOTO Asuka	JPN	D 5.800 E 8.633	14.433 (13)	D 5.500 E 7.900	13.400 (31)	D 5.100 E 8.033	13.133 (19)	D 5.300 E 7.500	12.500 (61)	53.466 Q
15	599 SIMM Kelly	GBR	D 5.200 E 8.700	13.900 (28)	D 6.200 E 7.600	13.800 (23)	D 5.000 E 7.333	12.333 (61)	D 5.000 E 8.066	13.066 (26)	53.099 Q
16	645 HATAKEDA Hitomi	JPN	D 5.000 E 8.633	13.533 (44)	D 5.700 E 8.100	13.800 (22)	D 5.100 E 8.033	13.133 (19)	D 5.000 E 7.566	12.466 (62)	52.932
17	674 VISSER Naomi	NED	D 4.600 E 8.700	13.300 (89)	D 5.600 E 7.833	13.433 (28)	D 4.900 E 8.066	12.966 (31)	D 5.000 E 8.133	13.133 (23)	52.832 Q
18	606 SEITZ Elisabeth	GER	D 4.600 E 9.066	13.666 (34)	D 6.200 E 8.366	14.566 (3)	D 4.600 E 7.100	11.700 (95)	D 4.700 E 8.166	12.866 (33)	52.798 Q
19	704 GOLGOTA Denisa	ROU	D 5.400 E 8.866	14.266 (18)	D 5.000 E 7.366	12.366 (66)	D 5.400 E 7.333	12.733 (44)	D 5.400 E 8.000	13.400 (11)	52.765 Q
20	532 BARBOSA Jade	BRA	D 5.400 E 9.100	14.500 (9)	D 5.800 E 7.533	13.333 (34)	D 5.300 E 6.400	11.700 (97)	D 5.200 E 8.000	13.200 (19)	52.733 Q
21	540 MOORS Brooklyn	CAN	D 4.600 E 8.733	13.333 (81)	D 5.000 E 7.666	12.666 (56)	D 5.300 E 7.833	13.133 (21)	D 5.400 E 8.100	13.500 (9)	52.632 Q
22	551 ZHANG Jin	CHN	D 5.600 E 8.633	14.233 (22)	D 4.600 E 6.133	10.733 (147)	D 6.000 E 8.100	14.100 (3)	D 5.400 E 7.800	13.200 (20)	52.266
23	637 MORI Lara	ITA	D 4.600 E 8.766	13.366 (75)	D 5.100 E 7.533	12.633 (58)	D 5.600 E 7.200	12.800 (40)	D 5.600 E 7.900	13.400 (12)	52.199 Q
24	621 KOVACS Zsofia	HUN	D 4.600 E 9.033	13.633 (36)	D 5.200 E 7.633	12.833 (50)	D 5.300 E 7.766	13.066 (27)	D 4.900 E 7.733	12.633 (49)	52.165 Q
25	592 CHARPY Lorette	FRA	D 4.600 E 8.833	13.433 (58)	D 5.400 E 7.600	13.000 (42)	D 5.400 E 7.666	13.066 (28)	D 4.600 E 8.066	12.666 (45)	52.165 Q

LONGINES Official Results Provider









48th Artistic Gymnastics World Championships
Doha (QAT), 25 October - 3 November 2018



Women's All-Around Qualification

SAT 27 OCT 2018

Results

Rank	Bib Name	NOC Code						Total
				Score Rk Pen	Score Rk Pen	Score Rk Pen	Score Rk Pen	
26	580 PEREZ Ana	ESP	D	4.600 <u>13.500</u> (45)	5.300 12.966 (44)	5.200 12.866 (37)	5.000 12.800 (40)	52.132 Q
			E	8.900	7.666	7.666	7.800	
27	525 KLINCKAERT Axelle	BEL	D	4.600 13.700 (33)	5.400 12.033 (89)	5.600 13.175 (18)	5.200 <u>13.166</u> (21)	52.074 Q
			E	9.100	6.633	7.575	7.966	
28	657 YEO Seojeong	KOR	D	5.800 14.566 (7)	4.900 <u>11.908</u> (92)	5.700 12.600 (54)	5.200 12.966 (29)	52.040 R1
			E	8.766	7.008	6.900	7.766	
29	638 RICCIARDI Sara	ITA	D	5.000 <u>13.733</u> (32)	4.900 12.600 (59)	4.400 12.833 (38)	4.700 12.833 (35)	51.999 R2
			E	8.733	7.700	8.433	8.133	
30	597 FENTON Georgia-Mae	GBR	D	4.600 <u>13.400</u> (64)	6.200 13.200 (36)	5.000 12.900 (33)	4.900 12.433 (63)	51.933
			E	8.800	7.000	7.900	7.833 -0.3	
31	594 VANHILLE Louise	FRA	D	4.600 13.500 (45)	5.300 12.933 (45)	5.200 12.900 (34)	4.700 <u>12.600</u> (52)	51.933
			E	8.900	7.633	7.700	7.900	
32	668 ESPARZA Frida	MEX	D	4.600 <u>13.433</u> (58)	5.600 13.433 (28)	5.100 12.233 (68)	5.100 12.300 (72)	51.399 R3
			E	8.833	7.833	7.133	7.500 -0.3	
33	670 MORENO Alexa	MEX	D	5.800 <u>14.633</u> (3)	4.800 12.133 (81)	4.900 11.966 (78)	5.100 12.600 (53)	51.332 R4
			E	8.833	7.333	7.066	7.500	
34	646 KAJITA Nagi	JPN	D	4.600 <u>13.333</u> (81)	5.700 13.550 (26)	5.200 11.866 (88)	5.100 12.400 (68)	51.149
			E	8.733	7.850	6.666	7.400 -0.1	
35	512 MODARO Erin	AUS	D	4.600 13.400 (64)	4.600 12.400 (63)	5.100 12.633 (51)	4.600 <u>12.600</u> (51)	51.033
			E	8.800	7.800	7.533	8.000	
36	503 DOMINICI Martina	ARG	D	4.800 <u>13.466</u> (57)	5.000 13.033 (40)	4.700 12.166 (71)	4.800 12.333 (71)	50.998
			E	8.666	8.033	7.466	7.633 -0.1	
37	755 VARINSKA Diana	UKR	D	5.000 <u>13.966</u> (27)	5.000 10.533 (155)	5.400 13.300 (14)	4.800 12.666 (47)	50.465
			E	8.966	5.533	7.900	7.866	
38	694 MARTINS Filipa	POR	D	4.600 13.400 (64)	5.300 13.066 (38)	5.100 <u>11.400</u> (114)	4.600 12.500 (59)	50.366
			E	8.800	7.766	6.300	7.900	
39	508 BROWN Georgia-Rose	AUS	D	4.600 13.466 (51)	5.500 13.400 (31)	4.600 11.133 (126)	4.300 <u>12.366</u> (69)	50.365
			E	8.866	7.900	6.533	8.066	
40	672 van POL Vera	NED	D	5.000 <u>13.766</u> (30)	5.200 13.000 (41)	4.200 11.066 (134)	4.600 12.500 (59)	50.332
			E	8.766	7.800	6.866	7.900	
41	702 CRISAN Ioana	ROU	D	4.600 13.266 (92)	5.200 12.233 (74)	5.400 <u>12.666</u> (48)	4.900 12.033 (99)	50.198
			E	8.766 -0.1	7.033	7.266	7.233 -0.1	
42	566 HOLASOVA Aneta	CZE	D	4.600 13.466 (51)	4.600 12.033 (88)	5.000 11.866 (85)	4.700 <u>12.800</u> (38)	50.165
			E	8.866	7.433	6.866	8.100	
43	635 LANZA Irene	ITA	D	5.000 <u>12.566</u> (156)	5.500 12.100 (86)	4.900 12.766 (42)	4.600 12.666 (45)	50.098
			E	7.566	6.600	7.866	8.066	
44	578 BONILLA Helena	ESP	D	4.600 <u>13.300</u> (89)	5.300 12.933 (45)	4.900 11.500 (107)	4.600 12.200 (75)	49.933
			E	8.700	7.633	6.600	7.700 -0.1	
45	698 KIM Su Jong	PRK	D	5.400 <u>14.233</u> (21)	5.300 12.666 (57)	5.300 11.500 (109)	5.100 11.533 (148)	49.932
			E	8.833	7.366	6.200	6.433	
46	688 JANIK Gabriela	POL	D	4.800 13.233 (97)	5.200 <u>12.766</u> (53)	4.600 11.866 (83)	4.500 12.000 (102)	49.865
			E	8.433	7.566	7.366 -0.1	7.500	
47	737 CASTLES Jessica	SWE	D	4.000 12.825 (127)	4.600 <u>12.000</u> (90)	4.800 12.233 (66)	4.900 12.800 (39)	49.858
			E	8.825	7.400	7.433	7.900	
48	513 WHITEHEAD Emily	AUS	D	5.000 12.666 (142)	5.000 12.900 (48)	4.800 11.566 (104)	4.800 <u>12.533</u> (57)	49.665
			E	7.666	7.900	6.766	7.733	
49	689 JURKOWSKA-KOWALSKA	POL	D	5.000 13.400 (74)	3.900 <u>11.841</u> (96)	5.000 12.366 (60)	4.500 12.000 (102)	49.607
			E	8.400	7.941	7.466 -0.1	7.500	
50	582 RODRIGUEZ Cintia	ESP	D	4.600 <u>13.133</u> (105)	5.500 13.066 (39)	4.100 10.700 (150)	4.400 12.600 (50)	49.499
			E	8.633 -0.1	7.566	6.600	8.200	

LONGINES Official Results Provider









48th Artistic Gymnastics World Championships
Doha (QAT), 25 October - 3 November 2018



Women's All-Around Qualification

SAT 27 OCT 2018

Results

Rank	Bib Name	NOC Code						Total
				Score Rk Pen	Score Rk Pen	Score Rk Pen	Score Rk Pen	
51	699 PYON Rye Yong	PRK	D	5.400 <u>14.000</u> (26)	4.900 12.900 (47)	5.000 10.733 (149)	5.000 11.866 (117)	49.499
			E	8.600	8.000	5.733	7.166 -0.3	
52	618 BOECZOEKO Dorina	HUN	D	4.600 13.466 (51)	4.900 12.366 (65)	4.400 10.800 (144)	4.700 <u>12.766</u> (41)	49.398
			E	8.866	7.466	6.500 -0.1	8.066	
53	658 YUN Narae	KOR	D	4.600 13.366 (75)	5.000 <u>12.366</u> (66)	4.900 11.533 (106)	4.700 12.100 (88)	49.365
			E	8.766	7.366	6.633	7.400	
54	568 PONIZILOVA Dominika	CZE	D	4.800 13.333 (87)	4.700 11.766 (106)	4.500 12.000 (74)	4.600 <u>12.200</u> (79)	49.299
			E	8.533	7.066	7.500	7.600	
55	545 CASTRO Simona	CHI	D	4.600 13.133 (105)	4.500 12.200 (75)	4.600 <u>11.766</u> (94)	4.800 12.200 (80)	49.299
			E	8.633 -0.1	7.700	7.166	7.400	
56	751 OSIPOVA Valeriia	UKR	D	5.000 <u>13.466</u> (56)	5.000 11.700 (110)	5.200 11.466 (111)	5.000 12.666 (48)	49.298
			E	8.766 -0.3	6.700	6.266	7.666	
57	623 IRFANALUTHFI Rifda	INA	D	4.600 <u>13.433</u> (58)	2.600 10.600 (151)	5.100 12.700 (46)	4.600 12.533 (54)	49.266
			E	8.833	8.000	7.600	7.933	
58	726 KAESLIN Ilaria	SUI	D	4.600 13.233 (95)	4.700 <u>12.133</u> (80)	5.100 12.600 (53)	4.700 11.300 (161)	49.266
			E	8.633	7.433	7.500	6.900 -0.3	
59	710 ROOSKRANTZ Caitlin	RSA	D	4.600 <u>13.133</u> (108)	5.000 12.466 (60)	4.600 11.933 (80)	4.500 11.666 (135)	49.198
			E	8.533	7.466	7.333	7.266 -0.1	
60	749 YILMAZ Tutya	TUR	D	4.600 13.100 (112)	4.600 <u>11.533</u> (116)	5.700 12.000 (76)	4.800 12.533 (57)	49.166
			E	8.500	6.933	6.300	7.733	
61	691 PIHAN-KULESZA Marta	POL	D	4.200 11.500 (189)	4.900 <u>11.633</u> (113)	5.200 13.100 (25)	4.900 12.833 (36)	49.066
			E	7.600 -0.3	6.733	7.900	7.933	
62	727 MEIER Leonie	SUI	D	4.600 12.800 (131)	4.600 <u>12.433</u> (62)	4.800 11.800 (92)	4.600 12.033 (94)	49.066
			E	8.200	7.833	7.000	7.733 -0.3	
63	574 MOHAMED Mandy	EGY	D	4.600 13.366 (75)	4.300 11.533 (115)	4.700 12.233 (64)	4.400 <u>11.900</u> (112)	49.032
			E	8.766	7.233	7.533	7.600 -0.1	
64	750 FEDOROVA Yana	UKR	D	4.600 <u>13.600</u> (38)	5.000 12.466 (60)	5.100 11.133 (130)	4.400 11.733 (129)	48.932
			E	9.000	7.466	6.033	7.333	
65	506 TARABINI Ayelen	ARG	D	4.800 <u>13.100</u> (115)	4.300 12.133 (79)	5.400 13.133 (22)	4.700 10.500 (182)	48.866
			E	8.300	7.833	7.733	5.800	
66	744 TING Hua-Tien	TPE	D	4.600 12.733 (134)	4.100 <u>11.833</u> (97)	5.500 13.466 (10)	4.300 10.833 (177)	48.865
			E	8.433 -0.3	7.733	7.966	6.533	
67	654 KIM Jury	KOR	D	4.600 13.100 (112)	5.000 <u>11.233</u> (129)	5.000 12.566 (55)	4.900 11.633 (142)	48.532
			E	8.500	6.233	7.566	6.733	
68	573 HUSSEIN Farah	EGY	D	4.600 12.566 (155)	5.000 11.700 (110)	5.200 11.966 (79)	4.700 <u>12.133</u> (85)	48.365
			E	8.066 -0.1	6.700	6.766	7.433	
69	529 TRAUKOVA Hanna	BLR	D	4.600 12.933 (123)	4.900 12.100 (85)	4.000 <u>11.133</u> (125)	4.600 12.066 (92)	48.232
			E	8.633 -0.3	7.200	7.133	7.466	
70	520 NEKRASOVA Marina	AZE	D	5.000 <u>12.800</u> (129)	3.600 10.633 (149)	5.300 12.733 (43)	4.400 12.033 (96)	48.207
			E	7.908 -0.1	7.033	7.533 -0.1	7.633	
71	640 FRANCIS Danusia	JAM	D	4.600 13.333 (81)	4.000 10.766 (145)	4.200 <u>12.033</u> (73)	4.600 12.066 (92)	48.198
			E	8.733	6.766	7.833	7.466	
72	620 FEHER Nora	HUN	D	3.500 11.966 (181)	5.200 12.766 (53)	4.900 11.033 (135)	4.700 <u>12.433</u> (64)	48.198
			E	8.466	7.566	6.133	7.733	
73	678 ERICHSEN Julie	NOR	D	4.600 13.400 (64)	4.400 <u>11.266</u> (124)	4.600 11.966 (77)	4.100 11.466 (151)	48.098
			E	8.800	6.866	7.366	7.666 -0.3	
74	661 VIHROVA Elina	LAT	D	4.200 <u>12.800</u> (130)	4.400 11.900 (93)	4.600 11.166 (124)	4.500 11.800 (121)	47.666
			E	8.600	7.500	6.566	7.300	
75	752 RADIVILOVA Angelina	UKR	D	4.600 <u>13.500</u> (45)	5.000 12.066 (87)	4.500 10.266 (164)	5.100 11.800 (123)	47.632
			E	8.900	7.066	5.766	6.700	

LONGINES Official Results Provider









48th Artistic Gymnastics World Championships
Doha (QAT), 25 October - 3 November 2018



Women's All-Around Qualification

SAT 27 OCT 2018

Results

Rank	Bib Name	NOC Code						Total
				Score Rk Pen	Score Rk Pen	Score Rk Pen	Score Rk Pen	
76	516 MADER Jasmin	AUT	D	4.600 <u>13.200</u> (99)	4.600 12.100 (84)	3.900 10.400 (160)	4.300 11.766 (124)	47.466
			E	8.600	7.500	6.500	7.466	
77	575 SALEM Farah	EGY	D	4.000 12.566 (150)	5.000 11.800 (103)	5.200 11.600 (102)	4.400 <u>11.500</u> (150)	47.466
			E	8.566	6.800	6.400	7.200 -0.1	
78	552 ARDILA GARCIA Dayana	COL	D	5.000 13.566 (40)	4.300 10.966 (140)	4.700 11.533 (105)	4.600 <u>11.400</u> (158)	47.465
			E	8.666 -0.1	6.666	6.833	6.800	
79	764 NGUYEN Tienna Katelyn	VIE	D	4.600 13.400 (64)	4.500 11.733 (107)	5.000 11.133 (127)	4.600 <u>11.133</u> (169)	47.399
			E	8.800	7.233	6.233 -0.1	6.533	
80	584 LEINONEN Maija	FIN	D	4.200 12.766 (132)	4.300 <u>11.766</u> (104)	4.300 11.100 (131)	4.300 11.733 (128)	47.365
			E	8.566	7.466	6.800	7.433	
81	567 JIRIKOVA Lucie	CZE	D	4.000 11.266 (190)	4.300 11.833 (98)	4.500 11.800 (91)	4.700 <u>12.366</u> (70)	47.265
			E	7.266	7.533	7.300	7.666	
82	731 BUNCE Chiara	SVK	D	4.600 13.066 (116)	4.600 11.833 (100)	4.700 10.500 (157)	4.500 <u>11.800</u> (121)	47.199
			E	8.466	7.233	5.800	7.300	
83	553 ESCOBAR BETANCUR Ginna	COL	D	4.600 12.966 (120)	4.600 12.233 (73)	4.700 9.933 (170)	4.600 <u>12.000</u> (106)	47.132
			E	8.466 -0.1	7.633	5.233	7.400	
84	686 MENDEZ Ana Karina	PER	D	4.600 13.200 (99)	4.500 11.133 (131)	4.700 <u>10.900</u> (139)	4.400 11.800 (119)	47.033
			E	8.600	6.633	6.200	7.400	
85	683 FISHWICK Maia	NZL	D	4.600 <u>11.833</u> (184)	4.500 11.800 (102)	4.600 12.166 (70)	4.000 11.200 (165)	46.999
			E	7.533 -0.3	7.300	7.566	7.300 -0.1	
86	626 SMITH Meaghan	IRL	D	4.200 <u>12.700</u> (136)	4.300 11.833 (98)	4.900 9.933 (171)	4.800 12.400 (66)	46.866
			E	8.500	7.533	5.033	7.600	
87	709 MAGUIRE Angela	RSA	D	4.200 <u>12.333</u> (169)	4.100 11.300 (121)	4.900 11.600 (101)	4.500 11.633 (140)	46.866
			E	8.133	7.200	6.700	7.133	
88	663 ABDUL HADI Farah Ann	MAS	D	4.600 12.966 (121)	5.000 9.966 (164)	4.800 <u>11.866</u> (84)	4.400 12.033 (96)	46.831
			E	8.366	4.966	7.066	7.633	
89	631 SUTO-TUUHA Agnes	ISL	D	4.600 <u>13.133</u> (108)	3.700 10.833 (144)	4.300 11.166 (123)	4.300 11.633 (138)	46.765
			E	8.533	7.133	6.866	7.333	
90	708 DARIES Naveen	RSA	D	4.600 <u>13.133</u> (108)	4.100 11.466 (118)	4.200 10.500 (156)	4.300 11.633 (138)	46.732
			E	8.533	7.366	6.300	7.333	
91	576 TAMAN Nancy Taman	EGY	D	4.600 13.433 (58)	4.200 11.500 (117)	3.800 9.833 (174)	4.400 <u>11.933</u> (111)	46.699
			E	8.833	7.300	6.033	7.533	
92	746 MUTLU Demet	TUR	D	4.600 13.066 (116)	4.600 <u>11.850</u> (95)	4.900 10.800 (146)	4.400 10.866 (175)	46.582
			E	8.466	7.250	5.900	6.766 -0.3	
93	720 KYSSSELEF Tjasa	SLO	D	4.800 <u>13.533</u> (43)	1.400 9.733 (167)	4.300 11.100 (131)	4.400 12.166 (81)	46.532
			E	8.733	8.333	6.800	7.766	
94	560 SALAS Heika del Sol	CRC	D	4.000 12.366 (166)	5.100 12.133 (83)	4.900 <u>9.933</u> (171)	4.400 11.800 (119)	46.232
			E	8.366	7.033	5.033	7.400	
95	717 NATHAN Nadine Joy	SGP	D	4.600 <u>13.166</u> (103)	4.200 10.933 (141)	4.700 12.233 (64)	4.400 9.800 (189)	46.132
			E	8.566	6.733	7.533	5.400	
96	501 MOUFFOK Janna	ALG	D	4.000 12.566 (150)	4.100 11.233 (128)	4.400 <u>11.300</u> (117)	4.000 10.966 (173)	46.065
			E	8.566	7.133	6.900	7.066 -0.1	
97	687 BUNAGAN Corinne Leanne	PHI	D	4.600 13.266 (93)	4.600 10.991 (138)	5.200 <u>9.500</u> (180)	4.700 12.133 (85)	45.890
			E	8.666	6.391	4.300	7.433	
98	734 VALASTIAKOVA Veronika	SVK	D	4.200 12.900 (125)	1.300 9.500 (172)	4.500 11.833 (89)	4.200 <u>11.633</u> (137)	45.866
			E	8.700	8.200	7.333	7.533 -0.1	
99	747 SAHIN Ilayda	TUR	D	4.000 12.633 (143)	4.500 <u>10.266</u> (160)	4.300 11.266 (118)	4.100 11.700 (131)	45.865
			E	8.633	5.766	6.966	7.600	
100	690 LOPUSZANSKA Wiktoria	POL	D	4.400 12.600 (149)	4.200 <u>11.666</u> (112)	4.500 10.100 (166)	4.200 11.466 (153)	45.832
			E	8.300 -0.1	7.466	5.600	7.266	

LONGINES Official Results Provider









48th Artistic Gymnastics World Championships
Doha (QAT), 25 October - 3 November 2018



Women's All-Around Qualification

SAT 27 OCT 2018

Results

Rank	Bib Name	NOC Code						Total
				Score Rk Pen	Score Rk Pen	Score Rk Pen	Score Rk Pen	
101	738 TORRES Marcela	SWE	D	4.800 13.333 (86)	4.200 <u>11.533</u> (114)	5.000 9.666 (178)	4.300 11.266 (164)	45.798
			E	8.633 -0.1	7.333	4.666	7.266 -0.3	
102	695 PITREZ Mariana	POR	D	4.000 12.500 (159)	4.200 11.100 (134)	4.800 <u>10.466</u> (159)	4.300 11.700 (132)	45.766
			E	8.500	6.900	5.666	7.400	
103	692 DIAS Beatriz	POR	D	4.600 11.766 (187)	4.400 11.100 (135)	4.500 <u>10.900</u> (138)	4.500 12.000 (102)	45.766
			E	7.266 -0.1	6.700	6.400	7.500	
104	583 KETTUNEN Enni	FIN	D	4.000 12.633 (143)	4.400 <u>10.100</u> (163)	4.300 10.800 (145)	4.300 12.133 (83)	45.666
			E	8.633	5.700	6.500	7.833	
105	627 ADALSTEINSDOTTIR Thelma	ISL	D	3.500 <u>12.100</u> (174)	4.500 11.100 (136)	5.300 10.366 (161)	4.300 11.766 (124)	45.332
			E	8.600	6.600	5.066	7.466	
106	613 XOULOGI Ioanna	GRE	D	4.000 12.333 (168)	2.600 9.366 (175)	4.900 <u>11.133</u> (129)	4.600 12.400 (65)	45.232
			E	8.333	6.766	6.233	7.800	
107	735 VYDUREKOVA Viktoria	SVK	D	4.000 12.733 (133)	4.300 11.766 (104)	4.500 9.400 (182)	4.100 <u>11.300</u> (160)	45.199
			E	8.733	7.466	4.900	7.200	
108	681 SOEDERSTROEM Julie	NOR	D	4.200 12.700 (136)	3.400 <u>11.233</u> (127)	4.600 9.033 (189)	4.500 12.200 (76)	45.166
			E	8.500	7.833	4.433	7.700	
109	719 HRIBAR Lucija	SLO	D	3.500 <u>12.033</u> (180)	4.400 11.700 (108)	4.600 10.166 (165)	3.900 11.266 (163)	45.165
			E	8.533	7.300	5.566	7.366	
110	693 MARIANITO Mariana	POR	D	4.000 12.666 (138)	2.800 10.266 (159)	4.600 <u>9.966</u> (168)	4.300 12.200 (74)	45.098
			E	8.666	7.466	5.466 -0.1	7.900	
111	651 BAUYRZHANOVA Aida	KAZ	D	3.700 <u>12.166</u> (170)	3.700 9.300 (176)	5.000 11.933 (82)	4.500 11.633 (140)	45.032
			E	8.466	5.600	6.933	7.133	
112	664 TAN ING Yueh	MAS	D	4.600 13.200 (99)	4.700 10.633 (150)	4.200 <u>8.966</u> (190)	4.500 12.200 (76)	44.999
			E	8.600	5.933	4.766	7.700	
113	644 ALDAOUD Ruba	JOR	D	4.600 <u>12.825</u> (128)	4.500 11.408 (120)	4.300 9.833 (175)	4.500 10.816 (179)	44.882
			E	8.325 -0.1	6.908	5.633 -0.1	6.416 -0.1	
114	665 TRACIE Ang	MAS	D	4.400 12.733 (135)	2.300 10.233 (162)	5.100 <u>11.433</u> (113)	4.300 10.433 (183)	44.832
			E	8.333	7.933	6.333	6.133	
115	680 NYGAARD Thea Mille	NOR	D	4.000 12.666 (138)	4.300 <u>10.733</u> (146)	4.500 9.066 (187)	4.500 12.266 (73)	44.731
			E	8.666	6.733 -0.3	4.566	7.766	
116	642 ROBINSON Mackenzie	JAM	D	3.500 12.100 (174)	2.800 9.800 (166)	3.900 <u>11.566</u> (103)	3.900 11.200 (166)	44.666
			E	8.600	7.000	7.666	7.300	
117	505 PISOS Agustina	ARG	D	4.600 <u>13.066</u> (116)	3.400 8.066 (189)	4.700 11.433 (112)	4.300 12.066 (90)	44.631
			E	8.466	4.666	6.833 -0.1	7.766	
118	684 RYAN Charlotte	NZL	D	4.600 <u>13.400</u> (64)	3.000 9.400 (174)	4.200 10.333 (162)	4.700 11.400 (157)	44.533
			E	8.800	6.400	6.233 -0.1	7.000 -0.3	
119	740 CHUANG Hsiu-Ju	TPE	D	4.000 12.366 (166)	4.000 <u>9.733</u> (169)	4.600 11.233 (121)	4.100 11.066 (170)	44.398
			E	8.366	5.733	6.633	6.966	
120	682 BRETT Isabella	NZL	D	4.600 <u>13.166</u> (103)	2.200 8.233 (188)	5.000 11.133 (127)	4.600 11.700 (133)	44.232
			E	8.566	6.033	6.233 -0.1	7.100	
121	723 RAJCIC Aleksandra	SRB	D	3.700 12.133 (171)	4.400 11.300 (122)	3.600 <u>10.500</u> (155)	4.200 10.100 (185)	44.033
			E	8.433	6.900	6.900	6.100 -0.2	
122	570 HULGAARD Mette	DEN	D	4.000 12.500 (159)	4.000 11.133 (130)	4.300 <u>8.500</u> (195)	4.400 11.866 (115)	43.999
			E	8.500	7.133	4.200	7.466	
123	614 PALACIOS Ana Irene	GUA	D	5.400 12.966 (122)	3.300 8.266 (187)	4.700 <u>10.766</u> (147)	4.800 11.966 (109)	43.964
			E	7.566	4.966	6.066	7.266 -0.1	
124	609 MAJA Evelina	GRE	D	4.600 13.033 (119)	4.700 9.700 (170)	3.600 <u>9.233</u> (186)	4.400 11.966 (107)	43.932
			E	8.433	5.000	5.633	7.566	
125	527 LASTOUSKAYA Maryia	BLR	D	3.500 11.866 (183)	4.200 10.700 (148)	4.500 <u>9.933</u> (169)	4.300 11.433 (154)	43.932
			E	8.366	6.500	5.433	7.133	

LONGINES Official Results Provider









48th Artistic Gymnastics World Championships
Doha (QAT), 25 October - 3 November 2018



Women's All-Around Qualification

SAT 27 OCT 2018

Results

Rank	Bib Name	NOC Code									Total
			Score	Rk Pen	Score	Rk Pen	Score	Rk Pen	Score	Rk Pen	
126	601 SUBBOTINA Anna	GEO	D 4.600 <u>12.933</u> (124)		4.900 10.266 (161)		4.600 9.300 (184)		4.400 11.300 (162)		43.799
			E 8.333		5.366		4.700		6.900		
127	660 DUBOVA Anastasija	LAT	D 3.700 <u>11.700</u> (188)		3.800 10.900 (142)		4.900 9.866 (173)		3.600 11.166 (167)		43.632
			E 8.100 -0.1		7.100		4.966		7.566		
128	558 CASTANEDA Arianna	CRC	D 4.000 12.566 (150)		4.200 10.566 (152)		4.200 <u>9.033</u> (188)		4.200 11.400 (156)		43.565
			E 8.566		6.366		4.833		7.200		
129	588 SAUKKONEN Siiri	FIN	D 4.000 12.600 (146)		4.300 <u>10.566</u> (153)		4.300 8.333 (196)		4.200 11.833 (118)		43.332
			E 8.600		6.266		4.033		7.633		
130	632 LAVY Meitar	ISR	D 4.000 12.433 (164)		4.100 <u>10.366</u> (157)		4.500 8.800 (192)		4.400 11.733 (127)		43.332
			E 8.433		6.266		4.400 -0.1		7.433 -0.1		
131	562 THEOCHAROUS Anastasia	CYP	D 3.700 12.133 (171)		2.700 9.133 (177)		4.200 <u>10.900</u> (137)		3.700 11.000 (172)		43.166
			E 8.433		6.433		6.700		7.300		
132	630 OLAFSDOTTIR SM	ISL	D 3.500 <u>11.766</u> (186)		4.500 10.366 (158)		4.300 10.066 (167)		4.400 10.666 (180)		42.864
			E 8.366 -0.1		5.866		5.766		6.566 -0.3		
133	528 NETSIAZHENKA A	BLR	D 3.500 11.800 (185)		4.000 11.266 (123)		3.600 <u>8.100</u> (197)		4.300 11.533 (147)		42.699
			E 8.300		7.266		4.600 -0.1		7.233		
134	559 MURILLO Mariangeles	CRC	D 4.600 11.933 (182)		3.500 8.500 (185)		4.500 <u>10.300</u> (163)		4.100 11.533 (146)		42.266
			E 7.333		5.000		5.800		7.433		
135	572 WINTHER Emilie	DEN	D 4.000 12.466 (162)		3.100 8.533 (184)		4.100 <u>9.733</u> (177)		4.000 11.400 (155)		42.132
			E 8.466		5.433		5.633		7.400		
136	544 RUTTY Raegan	CAY	D 3.700 12.100 (177)		2.000 9.400 (173)		4.100 9.466 (181)		4.000 <u>11.166</u> (168)		42.132
			E 8.400		7.400		5.366		7.166		
137	652 CHUIKINA Yekaterina	KAZ	D 4.000 <u>12.433</u> (164)		2.100 7.700 (191)		4.800 9.833 (176)		4.200 11.566 (145)		41.532
			E 8.433		5.600		5.033		7.366		
138	724 STAMENKOVIC Jelena	SRB	D 4.000 12.633 (143)		1.900 7.766 (190)		4.400 <u>9.566</u> (179)		4.100 11.466 (152)		41.431
			E 8.633		5.866		5.166		7.366		
139	722 DURDEVIC Andela	SRB	D 3.700 12.100 (177)		2.100 8.400 (186)		4.600 <u>10.866</u> (142)		3.500 9.900 (187)		41.266
			E 8.400		6.300		6.266		6.400		
140	763 TUROBOVA Sabina	UZB	D 3.700 <u>12.066</u> (179)		3.300 8.666 (181)		3.800 8.533 (194)		4.300 11.066 (171)		40.331
			E 8.366		5.366		4.733		6.866 -0.1		
141	530 VASQUEZ Diana	BOL	D 4.600 13.200 (99)		2.800 8.666 (180)		4.400 8.766 (193)		4.300 <u>9.400</u> (190)		40.032
			E 8.600		5.866		4.366		5.100		
142	675 VOLLEMAN Tisha	NED	D 0.000 <u>0.000</u> (194)		4.800 12.833 (49)		4.300 12.766 (41)		5.400 13.433 (10)		39.032
			E 0.000		8.033		8.466		8.133 -0.1		
143	641 RICHMON Kiara	JAM	D 4.000 12.566 (150)		2.600 8.566 (183)		3.500 <u>7.466</u> (198)		3.900 10.033 (186)		38.631
			E 8.566		5.966		3.966		6.133		
144	502 TEMMAMI Chama	ALG	D 2.000 9.600 (193)		1.500 8.566 (182)		4.200 <u>10.533</u> (154)		4.100 9.866 (188)		38.565
			E 7.600		7.066		6.333		5.966 -0.2		
	569 BJOERNHOLDT Sofia	DEN	D 4.000 12.600 (146)		3.100 9.900 (165)		3.300 <u>11.333</u> (116)		DNS		DNF
			E 8.600		6.800		8.033				
	571 KAJOE Victoria	DEN	D DNS		2.800 9.033 (179)		4.300 <u>10.966</u> (136)		3.900 11.600 (144)		DNF
			E		6.233		6.666		7.700		
	518 MEIXNER Christina	AUT	D DNS		2.900 10.966 (139)		4.600 11.666 (99)		3.800 10.366 (184)		DNF
			E		8.066		7.066		6.866 -0.3		
	556 VERA SANABRIA EM	COL	D 4.600 12.866 (126)		4.100 10.900 (143)		4.500 10.566 (153)		DNS		DNF
			E 8.266		6.800		6.066				









48th Artistic Gymnastics World Championships
Doha (QAT), 25 October - 3 November 2018



Women's All-Around Qualification





SAT 27 OCT 2018

Results

Rank	Bib Name	NOC Code					Total
			Score Rk Pen	Score Rk Pen	Score Rk Pen	Score Rk Pen	

Note:
Underlined totals indicate starting apparatus

Legend:
D Difficulty **DNF** Did Not Finish **DNS** Did Not Start **E** Execution **Pen.** Penalty
Q Qualified for All-Around Final **Rx** Reserve for All-Around Final

 Vault  Uneven Bars  Balance Beam  Floor Exercise





48th Artistic Gymnastics World Championships
Doha (QAT), 25 October - 3 November 2018



Women's Vault Qualification

SAT 27 OCT 2018

Results



Rank	Bib	Name	NOC Code	Vault	D Score	E Score	Pen.	Vault Score	Total
1	756	BILES Simone	USA	1	6.400	9.566		15.966	15.666 Q
				2	5.800	9.566		15.366	
2	541	OLSEN Shallon	CAN	1	6.000	8.700		14.700	14.550 Q
				2	5.400	9.000		14.400	
3	657	YEO Seojeong	KOR	1	5.800	8.766		14.566	14.483 Q
				2	5.400	9.000		14.400	
4	670	MORENO Alexa	MEX	1	5.800	8.833		14.633	14.466 Q
				2	5.600	8.700		14.300	
5	762	CHUSOVITINA Oksana	UZB	1	5.400	8.900		14.300	14.200 Q
				2	5.200	9.000	-0.1	14.100	
6	699	PYON Rye Yong	PRK	1	5.400	8.600		14.000	14.133 Q
				2	5.800	8.466		14.266	
7	538	BLACK Elisabeth	CAN	1	5.400	8.633		14.033	14.124 Q
				2	5.200	9.016		14.216	
8	549	LIU Jinru	CHN	1	5.600	8.700		14.300	14.116 Q
				2	5.800	8.433	-0.3	13.933	
9	711	AKHAIMOVA Liliia	RUS	1	5.800	8.766		14.566	14.099 R1
				2	5.600	8.333	-0.3	13.633	
10	760	Mc CALLUM Grace	USA	1	5.400	9.200		14.600	14.066 R2
				2	4.600	8.933		13.533	
11	713	MELNIKOVA Angelina	RUS	1	5.400	8.866		14.266	14.012 R3
				2	5.200	8.658	-0.1	13.758	
12	704	GOLGOTA Denisa	ROU	1	5.400	8.866		14.266	13.916
				2	4.800	8.766		13.566	
13	698	KIM Su Jong	PRK	1	5.400	8.833		14.233	13.683
				2	4.800	8.433	-0.1	13.133	
14	720	KYSSELEF Tjasa	SLO	1	4.800	8.733		13.533	13.666
				2	5.000	8.800		13.800	
15	585	MAEKELAE Sani	FIN	1	5.000	8.766		13.766	13.599
				2	4.800	8.633		13.433	
16	718	BELAK Teja	SLO	1	5.000	8.733	-0.1	13.633	13.299
				2	5.400	7.566		12.966	
17	520	NEKRASOVA Marina	AZE	1	5.000	7.908	-0.1	12.808	13.220
				2	4.800	8.833		13.633	
18	684	RYAN Charlotte	NZL	1	4.600	8.800		13.400	13.158
				2	4.000	8.916		12.916	
19	633	NETZER Ofir	ISR	1	4.800	8.433		13.233	13.133
				2	4.800	8.533	-0.3	13.033	
20	568	PONIZILOVA Dominika	CZE	1	4.800	8.533		13.333	13.049
				2	4.600	8.466	-0.3	12.766	





48th Artistic Gymnastics World Championships
Doha (QAT), 25 October - 3 November 2018



Women's Vault Qualification

SAT 27 OCT 2018

Results



Rank	Bib	Name	NOC Code	Vault	D Score	E Score	Pen.	Vault Score	Total
21	686	MENDEZ Ana Karina	PER	1	4.600	8.600		13.200	13.016
				2	4.600	8.533	-0.3	12.833	
22	745	WU Sing-Fen	TPE	1	4.800	8.433	-0.1	13.133	13.016
				2	4.400	8.500		12.900	
23	506	TARABINI Ayelen	ARG	1	4.800	8.300		13.100	12.966
				2	4.600	8.333	-0.1	12.833	
24	661	VIHROVA Elina	LAT	1	4.200	8.600		12.800	12.716
				2	4.000	8.633		12.633	
25	583	KETTUNEN Enni	FIN	1	4.000	8.633		12.633	12.599
				2	4.000	8.566		12.566	
26	644	ALDAOUD Ruba	JOR	1	4.600	8.325	-0.1	12.825	12.529
				2	4.200	8.033		12.233	
27	562	THEOCHAROUS Anastasia	CYP	1	3.700	8.433		12.133	10.949
				2	3.500	8.266	-2.0	9.766	
28	615	CHAN Tsz Sum Elizabeth	HKG	1	4.600	8.633		13.233	6.616
				2	0.000	0.000		0.000	
	683	FISHWICK Maia	NZL	1	4.600	7.533	-0.3	11.833	DNF
				2				DNS	
	540	MOORS Brooklyn	CAN	1	4.600	8.733		13.333	DNF
				2				DNS	
	601	SUBBOTINA Anna	GEO	1	4.600	8.333		12.933	DNF
				2				DNS	

Legend:

D Difficulty DNF Did Not Finish DNS Did Not Start E Execution Pen. Penalty
Q Qualified for Vault Final Rx Reserve for Vault Final

LONGINES Official Results Provider





48th Artistic Gymnastics World Championships
Doha (QAT), 25 October - 3 November 2018



Women's Uneven Bars Qualification

SAT 27 OCT 2018

Results



Rank	Bib	Name	NOC Code	D Score	E Score	Pen.	Total
1	523	DERWAEL Nina	BEL	6.500	8.566		15.066 Q
2	756	BILES Simone	USA	6.200	8.666		14.866 Q
3	606	SEITZ Elisabeth	GER	6.200	8.366		14.566 Q
4	550	LUO Huan	CHN	6.000	8.466		14.466 Q
5	758	HURD Morgan	USA	6.100	8.366		14.466 Q
6	714	MUSTAFINA Aliia	RUS	5.800	8.633		14.433 Q
7	736	ADLERTEG Jonna	SWE	6.200	8.233		14.433 Q
8	595	DOWNIE Rebecca	GBR	6.200	8.200		14.400 Q
9	548	LIU Tingting	CHN	6.000	8.333		14.333 R1
10	531	ANDRADE Rebeca	BRA	6.100	8.233		14.333 R2
11	546	CHEN Yile	CHN	5.900	8.400		14.300
12	713	MELNIKOVA Angelina	RUS	6.300	8.000		14.300 R3
13	761	Mc CUSKER Riley	USA	5.700	8.433		14.133
14	760	Mc CALLUM Grace	USA	5.600	8.500		14.100
15	602	BUI Kim	GER	6.000	8.066		14.066
16	605	SCHEDER Sophie	GER	5.900	8.158		14.058
17	538	BLACK Elisabeth	CAN	5.900	8.100		14.000
18	593	de JESUS dos SANTOS Melanie	FRA	5.700	8.166		13.866
19	589	BOSSU Juliette	FRA	5.800	8.066		13.866
20	712	ALEKSEEVA Irina	RUS	5.900	7.933		13.833
21	543	PADURARIU Anne-Marie	CAN	6.000	7.833		13.833
22	645	HATAKEDA Hitomi	JPN	5.700	8.100		13.800
23	599	SIMM Kelly	GBR	6.200	7.600		13.800
24	647	MURAKAMI Mai	JPN	5.500	8.166		13.666
25	696	JON Jang Mi	PRK	5.800	7.766		13.566
26	646	KAJITA Nagi	JPN	5.700	7.850		13.550
27	596	DOWNIE Elissa	GBR	5.900	7.566		13.466
28	668	ESPARZA Frida	MEX	5.600	7.833		13.433
28	674	VISSER Naomi	NED	5.600	7.833		13.433
30	603	GRIESSER Leah	GER	5.400	8.000		13.400
31	508	BROWN Georgia-Rose	AUS	5.500	7.900		13.400
31	649	TERAMOTO Asuka	JPN	5.500	7.900		13.400
33	676	WEVERS Sanne	NED	5.100	8.233		13.333
34	532	BARBOSA Jade	BRA	5.800	7.533		13.333
35	667	CASTRO Nicolle	MEX	5.900	7.400		13.300
36	597	FENTON Georgia-Mae	GBR	6.200	7.000		13.200
37	535	OLIVEIRA Lorraine	BRA	5.400	7.766		13.166
38	694	MARTINS Filipa	POR	5.300	7.766		13.066
39	582	RODRIGUEZ Cintia	ESP	5.500	7.566		13.066
40	503	DOMINICI Martina	ARG	5.000	8.033		13.033
41	672	van POL Vera	NED	5.200	7.800		13.000





48th Artistic Gymnastics World Championships
Doha (QAT), 25 October - 3 November 2018



Women's Uneven Bars Qualification

SAT 27 OCT 2018

Results



Rank	Bib	Name	NOC Code	D Score	E Score	Pen.	Total
42	524	HERMANS Rune	BEL	5.400	7.600		13.000
42	592	CHARPY Lorette	FRA	5.400	7.600		13.000
44	580	PEREZ Ana	ESP	5.300	7.666		12.966
45	578	BONILLA Helena	ESP	5.300	7.633		12.933
45	594	VANHILLE Louise	FRA	5.300	7.633		12.933
47	699	PYON Rye Yong	PRK	4.900	8.000		12.900
48	513	WHITEHEAD Emily	AUS	5.000	7.900		12.900
49	675	VOLLEMAN Tisha	NED	4.800	8.033		12.833
50	621	KOVACS Zsofia	HUN	5.200	7.633		12.833
51	610	MILLOUSI Vasiliki	GRE	4.800	8.000		12.800
52	639	RIZZELLI Martina	ITA	5.100	7.700		12.800
53	620	FEHER Nora	HUN	5.200	7.566		12.766
53	688	JANIK Gabriela	POL	5.200	7.566		12.766
55	655	LEE Eun Ju	KOR	5.000	7.700		12.700
56	540	MOORS Brooklyn	CAN	5.000	7.666		12.666
57	698	KIM Su Jong	PRK	5.300	7.366		12.666
58	637	MORI Lara	ITA	5.100	7.533		12.633
59	638	RICCIARDI Sara	ITA	4.900	7.700		12.600
60	710	ROOSKRANTZ Caitlin	RSA	5.000	7.466		12.466
60	750	FEDOROVA Yana	UKR	5.000	7.466		12.466
62	727	MEIER Leonie	SUI	4.600	7.833		12.433
63	512	MODARO Erin	AUS	4.600	7.800		12.400
64	536	SARAIVA Flavia	BRA	5.200	7.200		12.400
65	618	BOECZOEKO Dorina	HUN	4.900	7.466		12.366
66	658	YUN Narae	KOR	5.000	7.366		12.366
66	704	GOLGOTA Denisa	ROU	5.000	7.366		12.366
68	715	SIMAKOVA Angelina	RUS	5.400	6.966		12.366
69	510	NEDOV Emma	AUS	4.500	7.833		12.333
70	581	RAYA Paula	ESP	5.100	7.233		12.333
71	725	BARLOGGIO Caterina	SUI	4.800	7.466		12.266
72	622	MAKRA Noemi	HUN	5.000	7.266		12.266
73	553	ESCOBAR BETANCUR Ginna	COL	4.600	7.633		12.233
74	702	CRISAN Ioana	ROU	5.200	7.033		12.233
75	545	CASTRO Simona	CHI	4.500	7.700		12.200
75	728	SIEGENTHALER Stefanie	SUI	4.500	7.700		12.200
77	697	KIM Won Yong	PRK	4.700	7.500		12.200
78	587	OJALA Rosanna	FIN	4.800	7.400		12.200
79	506	TARABINI Ayelen	ARG	4.300	7.833		12.133
80	726	KAESLIN Ilaria	SUI	4.700	7.433		12.133
81	608	AFRATI Argyro	GRE	4.800	7.333		12.133
81	670	MORENO Alexa	MEX	4.800	7.333		12.133





48th Artistic Gymnastics World Championships
Doha (QAT), 25 October - 3 November 2018



Women's Uneven Bars Qualification

SAT 27 OCT 2018

Results



Rank	Bib	Name	NOC Code	D Score	E Score	Pen.	Total
83	560	SALAS Heika del Sol	CRC	5.100	7.033		12.133
84	516	MADER Jasmin	AUT	4.600	7.500		12.100
85	529	TRAUKOVA Hanna	BLR	4.900	7.200		12.100
86	635	LANZA Irene	ITA	5.500	6.600		12.100
87	752	RADIVILOVA Angelina	UKR	5.000	7.066		12.066
88	566	HOLASOVA Aneta	CZE	4.600	7.433		12.033
89	525	KLINCKAERT Axelle	BEL	5.400	6.633		12.033
90	737	CASTLES Jessica	SWE	4.600	7.400		12.000
91	718	BELAK Teja	SLO	4.400	7.583		11.983
92	657	YEO Seojeong	KOR	4.900	7.008		11.908
93	555	PARDO Valentina	COL	4.400	7.500		11.900
93	661	VIHROVA Eliina	LAT	4.400	7.500		11.900
95	746	MUTLU Demet	TUR	4.600	7.250		11.850
96	689	JURKOWSKA-KOWALSKA Katarzyna	POL	3.900	7.941		11.841
97	744	TING Hua-Tien	TPE	4.100	7.733		11.833
98	567	JIRIKOVA Lucie	CZE	4.300	7.533		11.833
98	626	SMITH Meaghan	IRL	4.300	7.533		11.833
100	731	BUNCE Chiara	SVK	4.600	7.233		11.833
101	703	GHICIUC Carmen	ROU	4.300	7.500		11.800
102	683	FISHWICK Maia	NZL	4.500	7.300		11.800
103	575	SALEM Farah	EGY	5.000	6.800		11.800
104	584	LEINONEN Maija	FIN	4.300	7.466		11.766
104	735	VYDUREKOVA Viktoria	SVK	4.300	7.466		11.766
106	568	PONIZILOVA Dominika	CZE	4.700	7.066		11.766
107	764	NGUYEN Tienna Katelyn	VIE	4.500	7.233		11.733
108	719	HRIBAR Lucija	SLO	4.400	7.300		11.700
109	705	HOLBURA Maria	ROU	4.500	7.200		11.700
110	573	HUSSEIN Farah	EGY	5.000	6.700		11.700
110	751	OSIPOVA Valeriia	UKR	5.000	6.700		11.700
112	690	LOPUSZANSKA Wiktoria	POL	4.200	7.466		11.666
113	691	PIHAN-KULESZA Marta	POL	4.900	6.733		11.633
114	738	TORRES Marcela	SWE	4.200	7.333		11.533
115	574	MOHAMED Mandy	EGY	4.300	7.233		11.533
116	749	YILMAZ Tulya	TUR	4.600	6.933		11.533
117	576	TAMAN Nancy Taman	EGY	4.200	7.300		11.500
118	708	DARIES Naveen	RSA	4.100	7.366		11.466
119	522	DERIKS Senna	BEL	5.100	6.366		11.466
120	644	ALDAOUD Ruba	JOR	4.500	6.908		11.408
121	709	MAGUIRE Angela	RSA	4.100	7.200		11.300
122	723	RAJCIC Aleksandra	SRB	4.400	6.900		11.300
123	528	NETSIAZHENKA Aliaksandra	BLR	4.000	7.266		11.266





48th Artistic Gymnastics World Championships
Doha (QAT), 25 October - 3 November 2018



Women's Uneven Bars Qualification

SAT 27 OCT 2018

Results



Rank	Bib	Name	NOC Code	D Score	E Score	Pen.	Total
124	514	FRYSAK Bianca	AUT	4.400	6.866		11.266
124	678	ERICHSEN Julie	NOR	4.400	6.866		11.266
126	666	CAMPOS Paulina	MEX	5.400	5.866		11.266
127	681	SOEDERSTROEM Julie	NOR	3.400	7.833		11.233
128	501	MOUFFOK Janna	ALG	4.100	7.133		11.233
129	654	KIM Jury	KOR	5.000	6.233		11.233
130	570	HULGAARD Mette	DEN	4.000	7.133		11.133
131	686	MENDEZ Ana Karina	PER	4.500	6.633		11.133
132	504	KLESA Camila	ARG	4.400	6.708		11.108
133	741	FANG Ko-Ching	TPE	4.100	7.000		11.100
134	695	PITREZ Mariana	POR	4.200	6.900		11.100
135	692	DIAS Beatriz	POR	4.400	6.700		11.100
136	627	ADALSTEINSDOTTIR Thelma	ISL	4.500	6.600		11.100
137	564	FIRTOVA Eliska	CZE	4.000	7.066		11.066
138	687	BUNAGAN Corinne Leanne	PHI	4.600	6.391		10.991
139	518	MEIXNER Christina	AUT	2.900	8.066		10.966
140	552	ARDILA GARCIA Dayana	COL	4.300	6.666		10.966
141	717	NATHAN Nadine Joy	SGP	4.200	6.733		10.933
142	660	DUBOVA Anastasija	LAT	3.800	7.100		10.900
143	556	VERA SANABRIA Erla Mayerly	COL	4.100	6.800		10.900
144	631	SUTO-TUUHA Agnes	ISL	3.700	7.133		10.833
145	640	FRANCIS Danusia	JAM	4.000	6.766		10.766
146	680	NYGAARD Thea Mille	NOR	4.300	6.733	-0.3	10.733
147	551	ZHANG Jin	CHN	4.600	6.133		10.733
148	527	LASTOUSKAYA Maryia	BLR	4.200	6.500		10.700
149	520	NEKRASOVA Marina	AZE	3.600	7.033		10.633
150	664	TAN ING Yueh	MAS	4.700	5.933		10.633
151	623	IRFANALUTHFI Rifda	INA	2.600	8.000		10.600
152	558	CASTANEDA Arianna	CRC	4.200	6.366		10.566
153	588	SAUKKONEN Siiri	FIN	4.300	6.266		10.566
154	679	FOSSE Edel	NOR	4.100	6.433		10.533
155	755	VARINSKA Diana	UKR	5.000	5.533		10.533
156	515	HAEMMERLE Elisa	AUT	4.500	5.966		10.466
157	632	LAVY Meitar	ISR	4.100	6.266		10.366
158	630	OLAFSDOTTIR Sonja Margret	ISL	4.500	5.866		10.366
159	693	MARIANITO Mariana	POR	2.800	7.466		10.266
160	747	SAHIN Ilayda	TUR	4.500	5.766		10.266
161	601	SUBBOTINA Anna	GEO	4.900	5.366		10.266
162	665	TRACIE Ang	MAS	2.300	7.933		10.233
163	583	KETTUNEN Enni	FIN	4.400	5.700		10.100
164	663	ABDUL HADI Farah Ann	MAS	5.000	4.966		9.966





48th Artistic Gymnastics World Championships
Doha (QAT), 25 October - 3 November 2018



Women's Uneven Bars Qualification

SAT 27 OCT 2018

Results



Rank	Bib	Name	NOC Code	D Score	E Score	Pen.	Total
165	569	BJOERNHOLDT Sofia	DEN	3.100	6.800		9.900
166	642	ROBINSON Mackenzie	JAM	2.800	7.000		9.800
167	720	KYSSELEF Tjasa	SLO	1.400	8.333		9.733
168	721	SAJN Adela	SLO	1.900	7.833		9.733
169	740	CHUANG Hsiu-Ju	TPE	4.000	5.733		9.733
170	609	MAJA Evelina	GRE	4.700	5.000		9.700
171	743	LAI Pin-Ju	TPE	3.600	5.933		9.533
172	734	VALASTIAKOVA Veronika	SVK	1.300	8.200		9.500
173	544	RUTTY Raegan	CAY	2.000	7.400		9.400
174	684	RYAN Charlotte	NZL	3.000	6.400		9.400
175	613	XOULOGLI Ioanna	GRE	2.600	6.766		9.366
176	651	BAUYRZHANOVA Aida	KAZ	3.700	5.600		9.300
177	562	THEOCHAROUS Anastasia	CYP	2.700	6.433		9.133
178	628	BELANYI Dominiqua	ISL	4.300	4.766		9.066
179	571	KAJOE Victoria	DEN	2.800	6.233		9.033
180	530	VASQUEZ Diana	BOL	2.800	5.866		8.666
181	763	TUROBOVA Sabina	UZB	3.300	5.366		8.666
182	502	TEMMAMI Chama	ALG	1.500	7.066		8.566
183	641	RICHMON Kiara	JAM	2.600	5.966		8.566
184	572	WINTHER Emilie	DEN	3.100	5.433		8.533
185	559	MURILLO Mariangeles	CRC	3.500	5.000		8.500
186	722	DURDEVIC Andela	SRB	2.100	6.300		8.400
187	614	PALACIOS Ana Irene	GUA	3.300	4.966		8.266
188	682	BRETT Isabella	NZL	2.200	6.033		8.233
189	505	PISOS Agustina	ARG	3.400	4.666		8.066
190	724	STAMENKOVIC Jelena	SRB	1.900	5.866		7.766
191	652	CHUIKINA Yekaterina	KAZ	2.100	5.600		7.700
	542	MAROIS Sophie	CAN				DNS

Legend:

D Difficulty **DNS** Did Not Start **E** Execution **Pen.** Penalty **Q** Qualified for Uneven Bars Final
Rx Reserve for Uneven Bars Final

LONGINES Official Results Provider





48th Artistic Gymnastics World Championships
Doha (QAT), 25 October - 3 November 2018



Women's Balance Beam Qualification

SAT 27 OCT 2018

Results



Rank	Bib	Name	NOC Code	D Score	E Score	Pen.	Total
1	756	BILES Simone	USA	6.400	8.400		14.800 Q
2	757	EAKER Kara	USA	6.400	8.066		14.466 Q
3	551	ZHANG Jin	CHN	6.000	8.100		14.100 Q
4	676	WEVERS Sanne	NED	5.400	8.633		14.033 Q
5	543	PADURARIU Anne-Marie	CAN	6.100	7.866		13.966 Q
6	523	DERWAEL Nina	BEL	5.200	8.566		13.766 Q
7	538	BLACK Elisabeth	CAN	5.500	8.233		13.733 Q
8	548	LIU Tingting	CHN	6.000	7.833	-0.1	13.733 Q
9	591	BOYER Marine	FRA	6.200	7.400		13.600 R1
10	744	TING Hua-Tien	TPE	5.500	7.966		13.466 R2
11	758	HURD Morgan	USA	5.600	7.866		13.466
12	647	MURAKAMI Mai	JPN	5.400	8.033		13.433 R3
13	715	SIMAKOVA Angelina	RUS	5.300	8.100		13.400
14	755	VARINSKA Diana	UKR	5.400	7.900		13.300
15	550	LUO Huan	CHN	5.900	7.366		13.266
16	714	MUSTAFINA Aliia	RUS	5.600	7.633		13.233
17	536	SARAIVA Flavia	BRA	5.700	7.533		13.233
18	525	KLINCKAERT Axelle	BEL	5.600	7.575		13.175
19	645	HATAKEDA Hitomi	JPN	5.100	8.033		13.133
19	649	TERAMOTO Asuka	JPN	5.100	8.033		13.133
21	540	MOORS Brooklyn	CAN	5.300	7.833		13.133
22	506	TARABINI Ayelen	ARG	5.400	7.733		13.133
23	607	VOSS Sarah	GER	5.500	7.633		13.133
23	712	ALEKSEEVA Irina	RUS	5.500	7.633		13.133
25	691	PIHAN-KULESZA Marta	POL	5.200	7.900		13.100
26	761	Mc CUSKER Riley	USA	5.500	7.600		13.100
27	621	KOVACS Zsofia	HUN	5.300	7.766		13.066
28	592	CHARPY Lorette	FRA	5.400	7.666		13.066
29	605	SCHEDER Sophie	GER	4.800	8.250		13.050
30	603	GRIESSER Leah	GER	4.700	8.333		13.033
31	674	VISSER Naomi	NED	4.900	8.066		12.966
32	610	MILLOUSI Vasiliki	GRE	5.300	7.633		12.933
33	597	FENTON Georgia-Mae	GBR	5.000	7.900		12.900
34	594	VANHILLE Louise	FRA	5.200	7.700		12.900
35	546	CHEN Yile	CHN	6.000	6.900		12.900
36	713	MELNIKOVA Angelina	RUS	5.100	7.766		12.866
37	580	PEREZ Ana	ESP	5.200	7.666		12.866
38	638	RICCIARDI Sara	ITA	4.400	8.433		12.833
39	541	OLSEN Shallon	CAN	5.300	7.533		12.833
40	637	MORI Lara	ITA	5.600	7.200		12.800
41	675	VOLLEMAN Tisha	NED	4.300	8.466		12.766





48th Artistic Gymnastics World Championships
Doha (QAT), 25 October - 3 November 2018



Women's Balance Beam Qualification

SAT 27 OCT 2018

Results



Rank	Bib	Name	NOC Code	D Score	E Score	Pen.	Total
42	635	LANZA Irene	ITA	4.900	7.866		12.766
43	520	NEKRASOVA Marina	AZE	5.300	7.533	-0.1	12.733
44	704	GOLGOTA Denisa	ROU	5.400	7.333		12.733
45	703	GHICIUC Carmen	ROU	4.800	7.900		12.700
46	623	IRFANALUTHFI Rifda	INA	5.100	7.600		12.700
47	707	IVANUS Nica	ROU	5.300	7.366		12.666
48	702	CRISAN Ioana	ROU	5.400	7.266		12.666
49	697	KIM Won Yong	PRK	5.700	6.966		12.666
50	655	LEE Eun Ju	KOR	4.600	8.033		12.633
51	512	MODARO Erin	AUS	5.100	7.533		12.633
52	531	ANDRADE Rebeca	BRA	5.500	7.133		12.633
53	726	KAESLIN Ilaria	SUI	5.100	7.500		12.600
54	657	YEO Seojeong	KOR	5.700	6.900		12.600
55	654	KIM Jury	KOR	5.000	7.566		12.566
56	593	de JESUS dos SANTOS Melanie	FRA	5.700	6.866		12.566
57	515	HAEMMERLE Elisa	AUT	4.500	8.000		12.500
58	728	SIEGENTHALER Stefanie	SUI	4.700	7.800		12.500
59	596	DOWNIE Elissa	GBR	4.900	7.600		12.500
60	689	JURKOWSKA-KOWALSKA Katarzyna	POL	5.000	7.466	-0.1	12.366
61	599	SIMM Kelly	GBR	5.000	7.333		12.333
62	598	KINSELLA Alice	GBR	5.000	7.300		12.300
63	762	CHUSOVITINA Oksana	UZB	4.800	7.466		12.266
64	574	MOHAMED Mandy	EGY	4.700	7.533		12.233
64	717	NATHAN Nadine Joy	SGP	4.700	7.533		12.233
66	737	CASTLES Jessica	SWE	4.800	7.433		12.233
67	636	BASILE Martina	ITA	5.000	7.233		12.233
68	668	ESPARZA Frida	MEX	5.100	7.133		12.233
69	725	BARLOGGIO Caterina	SUI	4.400	7.800		12.200
70	683	FISHWICK Maia	NZL	4.600	7.566		12.166
71	503	DOMINICI Martina	ARG	4.700	7.466		12.166
72	535	OLIVEIRA Lorrane	BRA	5.000	7.066		12.066
73	640	FRANCIS Danusia	JAM	4.200	7.833		12.033
74	568	PONIZILOVA Dominika	CZE	4.500	7.500		12.000
75	622	MAKRA Noemi	HUN	4.800	7.200		12.000
76	749	YILMAZ Tutyta	TUR	5.700	6.300		12.000
77	678	ERICHSEN Julie	NOR	4.600	7.366		11.966
78	670	MORENO Alexa	MEX	4.900	7.066		11.966
79	573	HUSSEIN Farah	EGY	5.200	6.766		11.966
80	710	ROOSKRANTZ Caitlin	RSA	4.600	7.333		11.933
81	510	NEDOV Emma	AUS	4.900	7.033		11.933
82	651	BAUYRZHANOVA Aida	KAZ	5.000	6.933		11.933





48th Artistic Gymnastics World Championships
Doha (QAT), 25 October - 3 November 2018



Women's Balance Beam Qualification

SAT 27 OCT 2018

Results



Rank	Bib	Name	NOC Code	D Score	E Score	Pen.	Total
83	688	JANIK Gabriela	POL	4.600	7.366	-0.1	11.866
84	663	ABDUL HADI Farah Ann	MAS	4.800	7.066		11.866
85	524	HERMANS Rune	BEL	5.000	6.866		11.866
85	566	HOLASOVA Aneta	CZE	5.000	6.866		11.866
85	743	LAI Pin-Ju	TPE	5.000	6.866		11.866
88	646	KAJITA Nagi	JPN	5.200	6.666		11.866
89	734	VALASTIAKOVA Veronika	SVK	4.500	7.333		11.833
90	677	DAVIDSEN Sara	NOR	4.100	7.700		11.800
91	567	JIRIKOVA Lucie	CZE	4.500	7.300		11.800
92	696	JON Jang Mi	PRK	4.800	7.000		11.800
92	727	MEIER Leonie	SUI	4.800	7.000		11.800
94	545	CASTRO Simona	CHI	4.600	7.166		11.766
95	606	SEITZ Elisabeth	GER	4.600	7.100		11.700
96	721	SAJN Adela	SLO	5.000	6.800	-0.1	11.700
97	532	BARBOSA Jade	BRA	5.300	6.400		11.700
98	718	BELAK Teja	SLO	4.300	7.366		11.666
99	518	MEIXNER Christina	AUT	4.600	7.066		11.666
100	507	VAQUIE Mayra	ARG	4.700	6.966		11.666
101	709	MAGUIRE Angela	RSA	4.900	6.700		11.600
102	575	SALEM Farah	EGY	5.200	6.400		11.600
103	642	ROBINSON Mackenzie	JAM	3.900	7.666		11.566
104	513	WHITEHEAD Emily	AUS	4.800	6.766		11.566
105	552	ARDILA GARCIA Dayana	COL	4.700	6.833		11.533
106	658	YUN Narae	KOR	4.900	6.633		11.533
107	578	BONILLA Helena	ESP	4.900	6.600		11.500
107	745	WU Sing-Fen	TPE	4.900	6.600		11.500
109	698	KIM Su Jong	PRK	5.300	6.200		11.500
110	519	MOERZ Alissa	AUT	4.200	7.266		11.466
111	751	OSIPOVA Valeriia	UKR	5.200	6.266		11.466
112	505	PISOS Agustina	ARG	4.700	6.833	-0.1	11.433
113	665	TRACIE Ang	MAS	5.100	6.333		11.433
114	694	MARTINS Filipa	POR	5.100	6.300		11.400
115	555	PARDO Valentina	COL	4.900	6.466		11.366
116	569	BJOERNHOLDT Sofia	DEN	3.300	8.033		11.333
117	501	MOUFFOK Janna	ALG	4.400	6.900		11.300
118	565	HALOVA Sabina	CZE	4.300	6.966		11.266
118	747	SAHIN Ilayda	TUR	4.300	6.966		11.266
120	521	BRASSART Maellyse	BEL	5.200	6.066		11.266
121	577	BECHDEJU Laura	ESP	4.600	6.633		11.233
121	740	CHUANG Hsiu-Ju	TPE	4.600	6.633		11.233
123	631	SUTO-TUUHA Agnes	ISL	4.300	6.866		11.166





48th Artistic Gymnastics World Championships
Doha (QAT), 25 October - 3 November 2018



Women's Balance Beam Qualification

SAT 27 OCT 2018

Results



Rank	Bib	Name	NOC Code	D Score	E Score	Pen.	Total
124	661	VIHROVA Elina	LAT	4.600	6.566		11.166
125	529	TRAUKOVA Hanna	BLR	4.000	7.133		11.133
126	508	BROWN Georgia-Rose	AUS	4.600	6.533		11.133
127	682	BRETT Isabella	NZL	5.000	6.233	-0.1	11.133
127	764	NGUYEN Tienna Katelyn	VIE	5.000	6.233	-0.1	11.133
129	613	XOULOGI Ioanna	GRE	4.900	6.233		11.133
130	750	FEDOROVA Yana	UKR	5.100	6.033		11.133
131	584	LEINONEN Maija	FIN	4.300	6.800		11.100
131	720	KYSSELEF Tjasa	SLO	4.300	6.800		11.100
133	561	DEREK Ana	CRO	5.300	5.900	-0.1	11.100
134	672	van POL Vera	NED	4.200	6.866		11.066
135	620	FEHER Nora	HUN	4.900	6.133		11.033
136	571	KAJOE Victoria	DEN	4.300	6.666		10.966
137	562	THEOCHAROUS Anastasia	CYP	4.200	6.700		10.900
138	692	DIAS Beatriz	POR	4.500	6.400		10.900
139	611	MONOKROUSOU Evangelia	GRE	4.700	6.200		10.900
139	686	MENDEZ Ana Karina	PER	4.700	6.200		10.900
139	732	KUKLOVSKA Ema	SVK	4.700	6.200		10.900
142	722	DURDEVIC Andela	SRB	4.600	6.266		10.866
143	666	CAMPOS Paulina	MEX	4.200	6.600		10.800
144	618	BOECZOEGO Dorina	HUN	4.400	6.500	-0.1	10.800
145	583	KETTUNEN Enni	FIN	4.300	6.500		10.800
146	746	MUTLU Demet	TUR	4.900	5.900		10.800
147	614	PALACIOS Ana Irene	GUA	4.700	6.066		10.766
147	748	UCTAS SANLI Goksu	TUR	4.700	6.066		10.766
149	699	PYON Rye Yong	PRK	5.000	5.733		10.733
150	582	RODRIGUEZ Cintia	ESP	4.100	6.600		10.700
151	629	KRISTINSDOTTIR Margret Lea	ISL	4.600	6.100		10.700
152	616	NG Yan Yin	HKG	4.900	5.766		10.666
153	556	VERA SANABRIA Erla Mayerly	COL	4.500	6.066		10.566
154	502	TEMMAMI Chama	ALG	4.200	6.333		10.533
155	723	RAJCIC Aleksandra	SRB	3.600	6.900		10.500
156	708	DARIES Naveen	RSA	4.200	6.300		10.500
157	731	BUNCE Chiara	SVK	4.700	5.800		10.500
158	667	CASTRO Nicolle	MEX	5.000	5.500		10.500
159	695	PITREZ Mariana	POR	4.800	5.666		10.466
160	516	MADER Jasmin	AUT	3.900	6.500		10.400
161	627	ADALSTEINSDOTTIR Thelma	ISL	5.300	5.066		10.366
162	684	RYAN Charlotte	NZL	4.200	6.233	-0.1	10.333
163	559	MURILLO Mariangeles	CRC	4.500	5.800		10.300
164	752	RADIVILOVA Angelina	UKR	4.500	5.766		10.266





48th Artistic Gymnastics World Championships
Doha (QAT), 25 October - 3 November 2018



Women's Balance Beam Qualification

SAT 27 OCT 2018

Results



Rank	Bib	Name	NOC Code	D Score	E Score	Pen.	Total
165	719	HRIBAR Lucija	SLO	4.600	5.566		10.166
166	690	LOPUSZANSKA Wiktoria	POL	4.500	5.600		10.100
167	630	OLAFSDOTTIR Sonja Margret	ISL	4.300	5.766		10.066
168	693	MARIANITO Mariana	POR	4.600	5.466	-0.1	9.966
169	527	LASTOUSKAYA Maryia	BLR	4.500	5.433		9.933
170	553	ESCOBAR BETANCUR Ginna	COL	4.700	5.233		9.933
171	560	SALAS Heika del Sol	CRC	4.900	5.033		9.933
171	626	SMITH Meaghan	IRL	4.900	5.033		9.933
173	660	DUBOVA Anastasija	LAT	4.900	4.966		9.866
174	576	TAMAN Nancy Taman	EGY	3.800	6.033		9.833
175	644	ALDAOUD Ruba	JOR	4.300	5.633	-0.1	9.833
176	652	CHUIKINA Yekaterina	KAZ	4.800	5.033		9.833
177	572	WINTHER Emilie	DEN	4.100	5.633		9.733
178	738	TORRES Marcela	SWE	5.000	4.666		9.666
179	724	STAMENKOVIC Jelena	SRB	4.400	5.166		9.566
180	687	BUNAGAN Corinne Leanne	PHI	5.200	4.300		9.500
181	544	RUTTY Raegan	CAY	4.100	5.366		9.466
182	735	VYDUREKOVA Viktoria	SVK	4.500	4.900		9.400
183	585	MAEKELAE Sani	FIN	4.600	4.733		9.333
184	601	SUBBOTINA Anna	GEO	4.600	4.700		9.300
185	659	CIRCENE Alina	LAT	3.300	5.933		9.233
186	609	MAJA Evelina	GRE	3.600	5.633		9.233
187	680	NYGAARD Thea Mille	NOR	4.500	4.566		9.066
188	558	CASTANEDA Arianna	CRC	4.200	4.833		9.033
189	681	SOEDERSTROEM Julie	NOR	4.600	4.433		9.033
190	664	TAN ING Yueh	MAS	4.200	4.766		8.966
191	701	ELKEY Jana	QAT	3.800	5.000		8.800
192	632	LAVY Meitar	ISR	4.500	4.400	-0.1	8.800
193	530	VASQUEZ Diana	BOL	4.400	4.366		8.766
194	763	TUROBOVA Sabina	UZB	3.800	4.733		8.533
195	570	HULGAARD Mette	DEN	4.300	4.200		8.500
196	588	SAUKKONEN Siiri	FIN	4.300	4.033		8.333
197	528	NETSIAZHENKA Aliaksandra	BLR	3.600	4.600	-0.1	8.100
198	641	RICHMON Kiara	JAM	3.500	3.966		7.466

Legend:

D Difficulty E Execution Pen. Penalty Q Qualified for Balance Beam Final Rx Reserve for Balance Beam Final

LONGINES Official Results Provider





48th Artistic Gymnastics World Championships
Doha (QAT), 25 October - 3 November 2018



Women's Floor Exercise Qualification

SAT 27 OCT 2018

Results



Rank	Bib	Name	NOC Code	D Score	E Score	Pen.	Total
1	756	BILES Simone	USA	6.700	8.633		15.333 Q
2	647	MURAKAMI Mai	JPN	5.800	8.300		14.100 Q
3	713	MELNIKOVA Angelina	RUS	5.900	8.133		14.033 Q
4	758	HURD Morgan	USA	5.500	8.433		13.933 Q
5	536	SARAIVA Flavia	BRA	5.500	8.400		13.900 Q
6	593	de JESUS dos SANTOS Melanie	FRA	5.600	8.300		13.900 Q
7	760	Mc CALLUM Grace	USA	5.500	8.300		13.800
8	711	AKHAIMOVA Liliia	RUS	5.700	7.900		13.600 Q
9	540	MOORS Brooklyn	CAN	5.400	8.100		13.500 Q
10	675	VOLLEMAN Tisha	NED	5.400	8.133	-0.1	13.433 R1
11	704	GOLGOTA Denisa	ROU	5.400	8.000		13.400 R2
12	637	MORI Lara	ITA	5.600	7.900	-0.1	13.400 R3
13	523	DERWAEL Nina	BEL	4.900	8.366		13.266
14	761	Mc CUSKER Riley	USA	5.300	8.266	-0.3	13.266
15	538	BLACK Elisabeth	CAN	5.000	8.233		13.233
16	636	BASILE Martina	ITA	5.200	8.033		13.233
17	714	MUSTAFINA Aliia	RUS	4.900	8.400	-0.1	13.200
18	596	DOWNIE Elissa	GBR	5.100	8.100		13.200
19	532	BARBOSA Jade	BRA	5.200	8.000		13.200
20	551	ZHANG Jin	CHN	5.400	7.800		13.200
21	525	KLINCKAERT Axelle	BEL	5.200	7.966		13.166
22	533	FIDELIS Thais	BRA	5.200	8.233	-0.3	13.133
23	674	VISSER Naomi	NED	5.000	8.133		13.133
24	591	BOYER Marine	FRA	5.100	8.033		13.133
25	602	BUI Kim	GER	5.200	7.933		13.133
26	599	SIMM Kelly	GBR	5.000	8.066		13.066
27	712	ALEKSEEVA Irina	RUS	5.100	7.966		13.066
28	535	OLIVEIRA Lorraine	BRA	5.200	7.833		13.033
29	657	YEO Seojeong	KOR	5.200	7.766		12.966
30	550	LUO Huan	CHN	4.800	8.133		12.933
31	542	MAROIS Sophie	CAN	5.000	7.900		12.900
32	509	EADE Alexandra	AUS	5.200	7.700		12.900
33	606	SEITZ Elisabeth	GER	4.700	8.166		12.866
34	546	CHEN Yile	CHN	4.900	7.966		12.866
35	638	RICCIARDI Sara	ITA	4.700	8.133		12.833
36	521	BRASSART Maelyse	BEL	4.900	7.933		12.833
36	691	PIHAN-KULESZA Marta	POL	4.900	7.933		12.833
38	566	HOLASOVA Aneta	CZE	4.700	8.100		12.800
39	737	CASTLES Jessica	SWE	4.900	7.900		12.800
40	580	PEREZ Ana	ESP	5.000	7.800		12.800
41	618	BOECZOEKO Dorina	HUN	4.700	8.066		12.766





48th Artistic Gymnastics World Championships
Doha (QAT), 25 October - 3 November 2018



Women's Floor Exercise Qualification

SAT 27 OCT 2018

Results



Rank	Bib	Name	NOC Code	D Score	E Score	Pen.	Total
42	700	RI Su Ryon	PRK	5.300	7.466		12.766
43	598	KINSELLA Alice	GBR	4.800	7.933		12.733
44	541	OLSEN Shallon	CAN	5.200	7.633	-0.1	12.733
45	592	CHARPY Lorette	FRA	4.600	8.066		12.666
45	635	LANZA Irene	ITA	4.600	8.066		12.666
47	755	VARINSKA Diana	UKR	4.800	7.866		12.666
48	751	OSIPOVA Valeriia	UKR	5.000	7.666		12.666
49	621	KOVACS Zsofia	HUN	4.900	7.733		12.633
50	582	RODRIGUEZ Cintia	ESP	4.400	8.200		12.600
51	512	MODARO Erin	AUS	4.600	8.000		12.600
52	594	VANHILLE Louise	FRA	4.700	7.900		12.600
53	670	MORENO Alexa	MEX	5.100	7.500		12.600
54	524	HERMANS Rune	BEL	4.600	7.933		12.533
54	623	IRFANALUTHFI Rifda	INA	4.600	7.933		12.533
56	705	HOLBURA Maria	ROU	4.700	7.833		12.533
57	513	WHITEHEAD Emily	AUS	4.800	7.733		12.533
57	749	YILMAZ Tulya	TUR	4.800	7.733		12.533
59	672	van POL Vera	NED	4.600	7.900		12.500
59	694	MARTINS Filipa	POR	4.600	7.900		12.500
61	649	TERAMOTO Asuka	JPN	5.300	7.500	-0.3	12.500
62	645	HATAKEDA Hitomi	JPN	5.000	7.566	-0.1	12.466
63	597	FENTON Georgia-Mae	GBR	4.900	7.833	-0.3	12.433
64	620	FEHER Nora	HUN	4.700	7.733		12.433
65	613	XOULOGI Ioanna	GRE	4.600	7.800		12.400
66	626	SMITH Meaghan	IRL	4.800	7.600		12.400
67	707	IVANUS Nica	ROU	4.900	7.500		12.400
68	646	KAJITA Nagi	JPN	5.100	7.400	-0.1	12.400
69	508	BROWN Georgia-Rose	AUS	4.300	8.066		12.366
70	567	JIRIKOVA Lucie	CZE	4.700	7.666		12.366
71	503	DOMINICI Martina	ARG	4.800	7.633	-0.1	12.333
72	668	ESPARZA Frida	MEX	5.100	7.500	-0.3	12.300
73	680	NYGAARD Thea Mille	NOR	4.500	7.766		12.266
74	693	MARIANITO Mariana	POR	4.300	7.900		12.200
75	578	BONILLA Helena	ESP	4.600	7.700	-0.1	12.200
76	664	TAN ING Yueh	MAS	4.500	7.700		12.200
76	681	SOEDERSTROEM Julie	NOR	4.500	7.700		12.200
76	725	BARLOGGIO Caterina	SUI	4.500	7.700		12.200
79	568	PONIZILOVA Dominika	CZE	4.600	7.600		12.200
80	545	CASTRO Simona	CHI	4.800	7.400		12.200
81	720	KYSSELEF Tjasa	SLO	4.400	7.766		12.166
82	655	LEE Eun Ju	KOR	4.500	7.666		12.166





48th Artistic Gymnastics World Championships
Doha (QAT), 25 October - 3 November 2018



Women's Floor Exercise Qualification

SAT 27 OCT 2018

Results



Rank	Bib	Name	NOC Code	D Score	E Score	Pen.	Total
83	583	KETTUNEN Enni	FIN	4.300	7.833		12.133
84	585	MAEKELAE Sani	FIN	4.500	7.633		12.133
85	549	LIU Jinru	CHN	4.700	7.433		12.133
85	573	HUSSEIN Farah	EGY	4.700	7.433		12.133
85	687	BUNAGAN Corinne Leanne	PHI	4.700	7.433		12.133
88	658	YUN Narae	KOR	4.700	7.400		12.100
89	608	AFRATI Argyro	GRE	4.200	7.866		12.066
90	505	PISOS Agustina	ARG	4.300	7.766		12.066
91	577	BECHDEJU Laura	ESP	4.900	7.466	-0.3	12.066
92	529	TRAUKOVA Hanna	BLR	4.600	7.466		12.066
92	640	FRANCIS Danusia	JAM	4.600	7.466		12.066
94	727	MEIER Leonie	SUI	4.600	7.733	-0.3	12.033
95	619	PETER Sara	HUN	4.400	7.733	-0.1	12.033
96	520	NEKRASOVA Marina	AZE	4.400	7.633		12.033
96	663	ABDUL HADI Farah Ann	MAS	4.400	7.633		12.033
98	507	VAQUIE Mayra	ARG	4.600	7.533	-0.1	12.033
99	702	CRISAN Ioana	ROU	4.900	7.233	-0.1	12.033
100	730	WILDI Anina	SUI	4.300	7.700		12.000
101	607	VOSS Sarah	GER	4.800	7.500	-0.3	12.000
102	611	MONOKROUSOU Evangelia	GRE	4.500	7.500		12.000
102	688	JANIK Gabriela	POL	4.500	7.500		12.000
102	689	JURKOWSKA-KOWALSKA Katarzyna	POL	4.500	7.500		12.000
102	692	DIAS Beatriz	POR	4.500	7.500		12.000
106	553	ESCOBAR BETANCUR Ginna	COL	4.600	7.400		12.000
107	609	MAJA Evelina	GRE	4.400	7.566		11.966
108	669	MATA Victoria	MEX	4.500	7.466		11.966
109	614	PALACIOS Ana Irene	GUA	4.800	7.266	-0.1	11.966
110	666	CAMPOS Paulina	MEX	4.300	7.733	-0.1	11.933
111	576	TAMAN Nancy Taman	EGY	4.400	7.533		11.933
112	574	MOHAMED Mandy	EGY	4.400	7.600	-0.1	11.900
113	514	FRYSAK Bianca	AUT	4.300	7.600		11.900
114	519	MOERZ Alissa	AUT	4.200	7.666		11.866
115	570	HULGAARD Mette	DEN	4.400	7.466		11.866
115	629	KRISTINDOTTIR Margret Lea	ISL	4.400	7.466		11.866
117	699	PYON Rye Yong	PRK	5.000	7.166	-0.3	11.866
118	588	SAUKKONEN Siiri	FIN	4.200	7.633		11.833
119	560	SALAS Heika del Sol	CRC	4.400	7.400		11.800
119	686	MENDEZ Ana Karina	PER	4.400	7.400		11.800
121	661	VIHROVA Elina	LAT	4.500	7.300		11.800
121	731	BUNCE Chiara	SVK	4.500	7.300		11.800
123	752	RADIVILOVA Angelina	UKR	5.100	6.700		11.800





48th Artistic Gymnastics World Championships
Doha (QAT), 25 October - 3 November 2018



Women's Floor Exercise Qualification

SAT 27 OCT 2018

Results



Rank	Bib	Name	NOC Code	D Score	E Score	Pen.	Total
124	516	MADER Jasmin	AUT	4.300	7.466		11.766
124	627	ADALSTEINSDOTTIR Thelma	ISL	4.300	7.466		11.766
126	671	POLDERMAN Kirsten	NED	4.900	6.866		11.766
127	632	LAVY Meitar	ISR	4.400	7.433	-0.1	11.733
128	584	LEINONEN Maija	FIN	4.300	7.433		11.733
129	750	FEDOROVA Yana	UKR	4.400	7.333		11.733
130	603	GRIESSER Leah	GER	4.700	7.133	-0.1	11.733
131	747	SAHIN Ilayda	TUR	4.100	7.600		11.700
132	695	PITREZ Mariana	POR	4.300	7.400		11.700
133	682	BRETT Isabella	NZL	4.600	7.100		11.700
134	565	HALOVA Sabina	CZE	4.100	7.566		11.666
135	710	ROOSKRANTZ Caitlin	RSA	4.500	7.266	-0.1	11.666
136	561	DEREK Ana	CRO	4.900	6.766		11.666
137	734	VALASTIAKOVA Veronika	SVK	4.200	7.533	-0.1	11.633
138	631	SUTO-TUUHA Agnes	ISL	4.300	7.333		11.633
138	708	DARIES Naveen	RSA	4.300	7.333		11.633
140	651	BAUYRZHANOVA Aida	KAZ	4.500	7.133		11.633
140	709	MAGUIRE Angela	RSA	4.500	7.133		11.633
142	654	KIM Jury	KOR	4.900	6.733		11.633
143	721	SAJN Adela	SLO	3.800	7.800		11.600
144	571	KAJOE Victoria	DEN	3.900	7.700		11.600
145	652	CHUIKINA Yekaterina	KAZ	4.200	7.366		11.566
146	559	MURILLO Mariangeles	CRC	4.100	7.433		11.533
147	528	NETSIAZHENKA Aliaksandra	BLR	4.300	7.233		11.533
148	698	KIM Su Jong	PRK	5.100	6.433		11.533
149	554	MESA Angelica	COL	4.200	7.300		11.500
150	575	SALEM Farah	EGY	4.400	7.200	-0.1	11.500
151	678	ERICHSEN Julie	NOR	4.100	7.666	-0.3	11.466
152	724	STAMENKOVIC Jelena	SRB	4.100	7.366		11.466
153	690	LOPUSZANSKA Wiktoria	POL	4.200	7.266		11.466
154	527	LASTOUSKAYA Maryia	BLR	4.300	7.133		11.433
155	572	WINTHER Emilie	DEN	4.000	7.400		11.400
156	558	CASTANEDA Arianna	CRC	4.200	7.200		11.400
157	684	RYAN Charlotte	NZL	4.700	7.000	-0.3	11.400
158	552	ARDILA GARCIA Dayana	COL	4.600	6.800		11.400
159	745	WU Sing-Fen	TPE	4.100	7.233		11.333
160	735	VYDUREKOVA Viktoria	SVK	4.100	7.200		11.300
161	726	KAESLIN Ilaria	SUI	4.700	6.900	-0.3	11.300
162	601	SUBBOTINA Anna	GEO	4.400	6.900		11.300
163	719	HRIBAR Lucija	SLO	3.900	7.366		11.266
164	738	TORRES Marcela	SWE	4.300	7.266	-0.3	11.266











48th Artistic Gymnastics World Championships
Doha (QAT), 25 October - 3 November 2018



Men's Team Final
MON 29 OCT 2018

Results

Rank	Bib	Noc Name							Total
1		CHN - People's Republic of China	40.798 (7)	41.898 (1)	42.873 (3)	44.432 (2)	46.133 (1)	40.500 (7)	256.634
	154	DENG Shudi	D 5.900 14.166 E 8.366 -0.1		6.000 14.466 8.466		6.200 14.800 8.600		
	155	LIN Chaopan	D 6.100 13.966 E 7.966 -0.1			5.600 14.566 8.966	6.400 15.133 8.733	6.200 13.700 7.500	
	156	SUN Wei	D E	6.000 13.066 7.066	5.900 14.341 8.441	5.600 14.900 9.300		6.000 14.200 8.200	
	157	XIAO Ruoteng	D 5.700 12.666 E 6.966	6.100 14.166 8.066	5.700 14.066 8.366	5.600 14.966 9.366		5.700 12.600 6.900	
	159	ZOU Jingyuan	D E	6.100 14.666 8.566			7.000 16.200 9.200		
2		RUS - Russian Federation	43.199 (1)	40.465 (5)	43.691 (1)	44.565 (1)	43.266 (2)	41.399 (5)	256.585
	330	BELYAVSKIY David	D E	6.100 14.066 7.966			6.400 14.700 8.300	5.700 13.700 8.000	
	331	DALALOYAN Artur	D 6.200 14.666 E 8.466		5.900 14.533 8.633	5.600 15.066 9.466	6.400 13.800 7.400	5.700 13.966 8.266	
	332	KUKSENKOV Nikolai	D E	5.700 13.266 7.566					
	333	LANKIN Dmitrii	D 6.400 13.933 E 7.833 -0.3		6.100 14.600 8.500	5.200 14.466 9.266			
	334	NAGORNYI Nikita	D 6.400 14.600 E 8.300 -0.1	5.900 13.133 7.233	6.000 14.558 8.558	5.600 15.033 9.433	6.400 14.766 8.366	5.800 13.733 7.933	
3		JPN - Japan	42.099 (4)	41.733 (2)	42.549 (4)	44.132 (3)	40.632 (7)	42.599 (1)	253.744
	268	KAYA Kazuma	D 5.800 14.300 E 8.500	6.000 14.000 8.000	6.100 14.166 8.066	5.200 14.366 9.166			
	269	SHIRAI Kenzo	D 6.800 14.933 E 8.133			5.600 14.966 9.366		5.800 13.966 8.166	
	270	TANAKA Yusuke	D E				5.400 11.566 6.166	6.000 14.233 8.233	
	272	TANIGAWA Wataru	D 5.900 12.866 E 7.266 -0.3	5.800 13.600 7.800	6.000 14.183 8.183	5.600 14.800 9.200	6.200 14.566 8.366		
	273	UCHIMURA Kohei	D E	5.900 14.133 8.233	5.700 14.200 8.500		6.300 14.500 8.200	6.300 14.400 8.100	
4		USA - United States of America	42.966 (2)	40.632 (3)	41.465 (6)	43.732 (5)	41.699 (4)	41.500 (3)	251.994
	378	MIKULAK Samuel	D 5.700 14.333 E 8.633	6.100 13.033 6.933	5.600 14.266 8.666	5.200 14.366 9.166	6.200 14.833 8.633	6.100 14.500 8.400	
	379	MODI Akash	D E		5.600 13.833 8.233		5.800 12.866 7.066	5.600 13.600 8.000	
	380	MOLDAUER Yui	D 5.800 14.600 E 8.800	5.500 13.566 8.066	5.700 13.366 7.666	5.200 14.633 9.433	5.900 14.000 8.100		
	381	van WICKLEN Colin	D 5.500 14.033 E 8.533			5.600 14.733 9.133		5.200 13.400 8.200	
	382	YODER Alec	D E	6.200 14.033 7.833					





48th Artistic Gymnastics World Championships
Doha (QAT), 25 October - 3 November 2018



Men's Team Final
MON 29 OCT 2018

Results

Rank	Bib	Noc Name								Total
5		GBR - Great Britain		42.599 (3)	40.499 (4)	41.766 (5)	43.900 (4)	40.799 (6)	39.065 (8)	248.628
	205	BEVAN Brinn	D 5.900 14.033 E 8.233 -0.1			5.100 13.800 8.700	5.600 14.800 9.200	5.900 12.866 6.966	5.200 11.966 6.766	
	206	CUNNINGHAM Dominick	D 6.100 14.166 E 8.066				5.400 14.700 9.300			
	207	FRASER Joe	D E	5.900 13.300 7.400		5.400 13.866 8.466		6.400 13.700 7.300	5.500 13.466 7.966	
	208	HALL James	D E		5.200 11.966 6.766	5.800 14.100 8.300	5.200 14.400 9.200	6.000 14.233 8.233	5.600 13.633 8.033	
	209	WHITLOCK Max	D E	6.100 14.400 8.300	7.000 15.233 8.233					
6		SUI - Switzerland		41.299 (6)	37.132 (7)	41.065 (7)	41.399 (8)	42.266 (3)	41.133 (6)	244.294
	343	BAUMANN Christian	D E		5.900 12.300 6.400	5.100 13.633 8.533		6.100 14.333 8.233	5.800 13.500 7.700	
	344	BRAEGGER Pablo	D E	5.800 14.066 8.266			4.400 12.433 8.033	6.200 14.000 7.800	6.000 13.433 7.433	
	345	GISCHARD Benjamin	D E	6.000 13.933 8.033 -0.1	5.600 13.066 7.466	5.200 13.366 8.166	5.200 14.433 9.233			
	346	HEGI Oliver	D E		4.800 11.766 6.966			5.800 13.933 8.133	6.200 14.200 8.000	
	348	YUSOF Eddy	D E	5.300 13.300 8.000		5.500 14.066 8.566	5.600 14.533 8.933			
7		BRA - Brazil		41.932 (5)	35.899 (8)	42.899 (2)	42.057 (7)	39.674 (8)	41.533 (2)	243.994
	140	BARRETTO JUNIOR F	D E		5.600 13.666 8.066			6.000 13.408 7.408	6.100 13.800 7.700	
	142	de SOUZA BITENCOU.	D E		5.100 12.633 7.533	5.500 13.666 8.166		5.700 13.333 7.633		
	143	MARIANO Arthur	D E	5.600 14.166 8.566	4.200 9.600 5.400		5.200 14.233 9.133 -0.1		5.900 14.200 8.300	
	144	SOUZA Caio	D E	5.500 13.900 8.400		6.000 14.200 8.200	5.600 14.191 8.691 -0.1	6.100 12.933 6.833	6.100 13.533 7.433	
	145	ZANETTI Arthur	D E	5.800 13.866 8.066		6.200 15.033 8.833	5.200 13.633 8.533 -0.1			
8		NED - Netherlands		38.432 (8)	38.066 (6)	38.898 (8)	42.466 (6)	41.299 (5)	41.499 (4)	240.660
	296	DEURLOO Bart	D E	5.500 13.700 8.200	5.600 12.400 6.800	5.300 13.666 8.366	5.200 14.166 8.966		6.300 14.000 7.700	
	297	LOUWIJE Bram	D E		5.800 13.033 7.233		4.800 13.800 9.000			
	298	RIJKEN Frank	D E	5.000 10.666 5.966 -0.3		4.700 12.966 8.266		5.500 13.733 8.233	5.300 13.166 7.866	
	299	SCHMIDT Casimir	D E	6.000 14.066 8.066	4.800 12.633 7.833	5.200 12.266 7.066	5.200 14.500 9.300	5.200 13.633 8.433		
	300	ZONDERLAND Epke	D E					5.500 13.933 8.433	6.300 14.333 8.033	

Note:
Underlined totals indicate starting apparatus.

Legend:
D Difficulty **E** Execution









48th Artistic Gymnastics World Championships
Doha (QAT), 25 October - 3 November 2018



Women's Team Final

TUE 30 OCT 2018

Results

Rank	Bib	Noc Name					Total
1		USA - United States of America	44.666 (1)	43.799 (1)	41.799 (1)	41.365 (1)	171.629
	756	BILES Simone	D E 6.000 15.500 9.500	6.200 14.866 8.666	6.000 13.733 7.733	6.600 14.766 8.466 -0.3	
	757	EAKER Kara	D E		6.300 14.333 8.033		
	758	HURD Morgan	D E 5.400 14.633 9.233	6.100 14.433 8.333		5.400 12.966 7.666 -0.1	
	760	Mc CALLUM Grace	D E 5.400 14.533 9.133			5.500 13.633 8.133	
	761	Mc CUSKER Riley	D E	5.900 14.500 8.600	5.300 13.733 8.433		
2		RUS - Russian Federation	41.133 (7)	42.666 (2)	39.932 (2)	39.132 (5)	162.863
	711	AKHAIMOVA Liliia	D E 5.800 13.233 7.733 -0.3			5.700 13.100 7.400	
	712	ALEKSEEVA Irina	D E 4.600 13.600 9.000	5.900 14.000 8.100	5.600 13.500 7.900		
	713	MELNIKOVA Angelina	D E 5.400 14.300 8.900	6.000 14.166 8.166		5.900 12.966 7.366 -0.3	
	714	MUSTAFINA Aliia	D E	5.800 14.500 8.700	5.300 13.266 8.066 -0.1	4.900 13.066 8.166	
	715	SIMAKOVA Angelina	D E		5.300 13.166 7.866		
3		CHN - People's Republic of China	42.332 (4)	41.966 (4)	38.999 (5)	39.099 (6)	162.396
	546	CHEN Yile	D E	5.900 14.100 8.200	6.200 12.833 6.633	4.900 12.900 8.000	
	548	LIU Tingting	D E	5.600 13.400 7.800	5.900 13.766 7.866		
	549	LIU Jinru	D E 5.600 14.366 8.766				
	550	LUO Huan	D E 4.600 13.533 8.933	6.000 14.466 8.466		4.800 12.866 8.066	
	551	ZHANG Jin	D E 5.600 14.433 8.833		5.400 12.400 7.000	5.300 13.333 8.033	
4		CAN - Canada	43.782 (2)	39.498 (7)	38.899 (6)	39.465 (4)	161.644
	538	BLACK Elisabeth	D E 5.400 14.566 9.166	5.700 13.566 7.866	5.500 13.633 8.133	5.000 13.266 8.266	
	540	MOORS Brooklyn	D E	5.000 13.066 8.066		5.200 13.233 8.033	
	541	OLSEN Shallon	D E 6.000 14.800 8.800		5.100 12.333 7.233	5.200 12.966 7.766	
	542	MAROIS Sophie	D E 5.400 14.416 9.016				
	543	PADURARIU Anne-Marie	D E	5.800 12.866 7.066	5.800 12.933 7.133		









48th Artistic Gymnastics World Championships
Doha (QAT), 25 October - 3 November 2018



Women's Team Final


TUE 30 OCT 2018

Results

Rank	Bib	Noc Name					Total
5		FRA - France	41.866 (5)	41.465 (5)	39.898 (3)	<u>38.065</u> (8)	161.294
	589	BOSSU Juliette	D E	5.800 14.033 8.233			
	591	BOYER Marine	D E	4.600 13.700 9.100		5.900 13.966 8.066	5.100 13.166 8.066
	592	CHARPY Lorette	D E		5.400 13.366 7.966	5.700 13.366 7.666	
	593	de JESUS dos SANT.	D E	5.400 14.633 9.233	6.000 14.066 8.066	5.700 12.566 6.866	5.300 13.433 8.133
	594	VANHILLE Louise	D E	4.600 13.533 8.933			4.800 11.466 6.666
6		JPN - Japan	41.333 (6)	39.832 (6)	<u>39.165</u> (4)	<u>39.932</u> (3)	160.262
	645	HATAKEDA Hitomi	D E	5.000 14.033 9.033	5.700 13.866 8.166	5.200 12.366 7.166	5.000 12.833 7.833
	646	KAJITA Nagi	D E				
	647	MURAKAMI Mai	D E	5.400 14.600 9.200	5.400 13.133 7.733	5.600 13.766 8.166	5.600 13.766 8.166
	648	SUGIHARA Aiko	D E				
	649	TERAMOTO Asuka	D E	5.400 12.700 7.600 -0.3	5.500 12.833 7.333	5.100 13.033 7.933	5.300 13.333 8.033
7		BRA - Brazil	43.666 (3)	37.665 (8)	<u>38.366</u> (7)	<u>40.133</u> (2)	159.830
	531	ANDRADE Rebeca	D E	5.400 14.633 9.233	5.900 12.966 7.066	5.600 13.300 7.700	
	532	BARBOSA Jade	D E	5.400 14.600 9.200	5.800 12.233 6.433	5.000 11.466 6.466	5.300 13.100 7.800
	533	FIDELIS Thais	D E				5.200 13.233 8.033
	535	OLIVEIRA Lorrane	D E				
	536	SARAIVA Flavia	D E	5.400 14.433 9.033	5.200 12.466 7.266	5.700 13.600 7.900	5.400 13.800 8.400
8		GER - Germany	40.765 (8)	42.232 (3)	38.032 (8)	<u>38.399</u> (7)	159.428
	602	BUI Kim	D E	4.600 13.466 8.866	6.000 14.133 8.133		5.100 12.866 7.766
	603	GRIESSER Leah	D E			4.500 12.066 7.566	4.700 12.700 8.000
	605	SCHEDER Sophie	D E		5.800 13.766 7.966	5.000 12.366 7.366	
	606	SEITZ Elisabeth	D E	4.600 13.733 9.133	6.200 14.333 8.133		4.700 12.833 8.133
	607	VOSS Sarah	D E	5.400 13.566 8.466 -0.3		5.500 13.600 8.100	

Note:
Underlined totals indicate starting apparatus.

Legend:
D Difficulty E Execution



LONGINES Official Results Provider











48th Artistic Gymnastics World Championships
Doha (QAT), 25 October - 3 November 2018



Men's All-Around Final
WED 31 OCT 2018

Results

Rank	Bib Name	NOC Code								Total
				Score Rk Pen	Score Rk Pen	Score Rk Pen	Score Rk Pen	Score Rk Pen	Score Rk Pen	
1	331 DALALOYAN Artur	RUS	D	6.200 <u>14.800</u> (2)	5.500 13.400(9)	5.900 14.533(1)	5.600 15.133(2)	6.400 15.566(2)	5.700 14.166(3)	87.598
			E	8.600	7.900	8.633	9.533	9.166	8.466	
2	157 XIAO Ruoteng	CHN	D	6.100 <u>14.133</u> (9)	6.100 14.700(2)	5.700 14.333(4)	5.600 14.866(4)	6.200 15.333(4)	6.000 14.233(2)	87.598
			E	8.033	8.600	8.633	9.266	9.133	8.233	
3	334 NAGORNYI Nikita	RUS	D	6.400 <u>14.733</u> (3)	5.900 13.566(8)	6.000 14.500(2)	5.600 14.766(5)	6.400 14.866(5)	5.800 13.900(6)	86.331
			E	8.333	7.666	8.500	9.166	8.466	8.100	
4	156 SUN Wei	CHN	D	5.500 <u>13.633</u> (16)	6.300 14.766(1)	5.900 13.900(12)	5.600 14.533(9)	5.700 14.800(6)	6.000 14.266(1)	85.898
			E	8.133	8.466	8.000	9.033 -0.1	9.100	8.266	
5	378 MIKULAK Samuel	USA	D	5.700 <u>14.400</u> (5)	6.000 14.300(3)	5.600 14.166(5)	5.200 14.600(8)	6.400 15.441(3)	5.700 12.366(21)	85.273
			E	8.700	8.300	8.566	9.400	9.041	6.666	
6	268 KAYA Kazuma	JPN	D	5.700 13.800(13)	6.000 <u>14.100</u> (4)	6.100 14.000(10)	5.200 14.366(12)	6.300 14.766(7)	5.700 13.733(8)	84.765
			E	8.100	8.100	7.900	9.166	8.466	8.033	
7	269 SHIRAI Kenzo	JPN	D	6.800 <u>14.900</u> (1)	5.400 12.533(13)	5.700 13.666(16)	5.600 15.166(1)	6.200 14.266(17)	5.800 14.000(5)	84.531
			E	8.100	7.133	7.966	9.566	8.066	8.200	
8	208 HALL James	GBR	D	5.900 14.100(10)	6.100 <u>13.666</u> (6)	5.800 14.066(7)	5.200 14.366(12)	6.000 14.500(14)	5.800 13.600(9)	84.298
			E	8.200	7.566	8.266	9.166	8.500	7.800	
9	107 DAVTYAN Artur	ARM	D	5.500 13.700(15)	5.900 13.800(5)	5.700 14.341(3)	5.600 <u>14.733</u> (6)	4.500 13.766(21)	4.300 12.800(19)	83.140
			E	8.200	7.900	8.641	9.133	9.266	8.500	
10	173 GEORGIOU Marios	CYP	D	5.500 13.533(19)	5.600 13.300(10)	5.000 13.600(17)	4.800 <u>13.766</u> (20)	5.600 14.400(15)	5.400 13.433(13)	82.032
			E	8.133 -0.1	7.700	8.600	8.966	8.800	8.033	
11	187 ABAD Nestor	ESP	D	5.800 13.800(14)	5.200 <u>13.166</u> (11)	5.200 13.433(19)	4.800 13.833(18)	5.500 14.000(20)	5.600 13.733(7)	81.965
			E	8.000	7.966	8.233	9.033	8.500	8.133	
12	380 MOLDAUER Yul	USA	D	5.800 14.333(7)	5.300 12.200(15)	5.400 <u>13.466</u> (18)	5.200 14.400(11)	5.900 14.500(13)	5.000 13.033(15)	81.932
			E	8.533	6.900	8.066	9.200	8.600	8.033	
13	144 SOUZA Caio	BRA	D	5.500 13.566(18)	5.300 <u>11.700</u> (19)	6.000 13.933(11)	5.600 14.616(7)	6.100 14.383(16)	6.000 13.600(10)	81.798
			E	8.066	6.400	7.933	9.016	8.283	7.600	
14	376 VERNIAIEV Oleg	UKR	D	5.700 12.966(22)	5.600 12.400(14)	6.000 <u>14.066</u> (9)	5.600 14.966(3)	6.700 15.666(1)	5.600 11.500(23)	81.564
			E	7.266	6.800	8.066	9.366	8.966	5.900	
15	369 ONDER Ahmet	TUR	D	6.000 13.966(12)	5.500 11.666(20)	6.000 <u>13.866</u> (13)	5.200 14.233(14)	6.200 14.666(9)	5.800 13.166(14)	81.563
			E	7.966	6.166	7.866	9.133 -0.1	8.466	7.366	
16	346 HEGI Oliver	SUI	D	5.500 13.366(20)	5.100 11.916(18)	5.300 <u>12.400</u> (22)	4.800 14.000(16)	6.100 14.666(8)	6.200 14.133(4)	80.481
			E	7.866	6.816	7.100	9.200	8.566	7.933	
17	284 PARK Minsoo	KOR	D	5.500 12.166(24)	5.400 13.633(7)	5.700 13.766(14)	4.800 <u>13.816</u> (19)	5.300 13.200(22)	5.400 13.533(12)	80.114
			E	6.966 -0.3	8.233	8.066	9.016	7.900	8.133	
18	205 BEVAN Brinn	GBR	D	5.900 14.366(6)	5.200 <u>11.633</u> (21)	5.100 13.666(15)	5.600 13.533(22)	5.900 14.600(11)	4.800 11.766(22)	79.564
			E	8.466	6.433	8.566	7.933	8.700	6.966	
19	366 ARICAN Ferhat	TUR	D	5.600 13.166(21)	4.800 11.525(23)	5.000 13.000(21)	5.200 <u>13.966</u> (17)	6.400 14.600(12)	5.200 12.900(17)	79.157
			E	7.566	6.725	8.000	8.766	8.200	7.700	
20	220 NGUYEN Marcel	GER	D	5.900 14.000(11)	4.500 11.533(22)	5.800 14.066(7)	5.200 <u>12.833</u> (24)	6.100 14.100(19)	5.700 12.600(20)	79.132
			E	8.100	7.033	8.266	7.933 -0.3	8.000	6.900	
21	344 BRAEGGER Pablo	SUI	D	5.800 14.133(8)	4.700 11.933(17)	4.600 <u>13.200</u> (20)	4.800 14.200(15)	6.200 12.000(24)	6.100 13.566(11)	79.032
			E	8.333	7.233	8.600	9.400	5.800	7.466	
22	329 MUNTEAN Andrei Vasile	ROU	D	5.200 12.333(23)	3.900 9.833(24)	5.900 14.125(6)	5.200 <u>14.433</u> (10)	5.900 14.650(10)	4.900 13.000(16)	78.374
			E	7.433 -0.3	5.933	8.225	9.233	8.750	8.100	
23	313 YULO Carlos Edriel	PHI	D	6.200 14.666(4)	4.700 <u>12.600</u> (12)	4.800 12.000(24)	5.600 13.100(23)	5.700 14.166(18)	5.200 10.933(24)	77.465
			E	8.466	7.900	7.200	7.800 -0.3	8.466	5.733	
24	216 DAUSER Lukas	GER	D	5.400 13.566(17)	4.800 12.033(16)	4.700 <u>12.166</u> (23)	4.800 13.666(21)	5.700 12.433(23)	5.200 12.866(18)	76.730
			E	8.166	7.233	7.766 -0.3	8.866	6.733	7.666	











48th Artistic Gymnastics World Championships
Doha (QAT), 25 October - 3 November 2018



Men's All-Around Final
WED 31 OCT 2018

Results

Rank	Bib Name	NOC Code							Total
			Score Rk Pen	Score Rk Pen	Score Rk Pen	Score Rk Pen	Score Rk Pen	Score Rk Pen	

Note:
Underlined totals indicate starting apparatus

Legend:
D Difficulty **E** Execution **Pen.** Penalty
 Floor Exercise
  Pommel Horse
  Rings
  Vault
  Parallel Bars
  Horizontal Bar









48th Artistic Gymnastics World Championships
Doha (QAT), 25 October - 3 November 2018



Women's All-Around Final

THU 1 NOV 2018

Results

Rank	Bib Name	NOC Code									Total
			Score	Rk Pen	Score	Rk Pen	Score	Rk Pen	Score	Rk Pen	
1	756 BILES Simone	USA	D 6.400 <u>14.533</u> (6)	8.133	E 6.200 14.725 (2)	8.525	D 6.200 13.233 (9)	7.033	E 6.600 15.000 (1)	8.500 -0.1	57.491
2	647 MURAKAMI Mai	JPN	D 5.400 <u>14.566</u> (3)	9.166	E 5.500 13.566 (13)	8.066	D 5.400 13.666 (4)	8.266	E 5.700 14.000 (2)	8.300	55.798
3	758 HURD Morgan	USA	D 5.400 <u>14.600</u> (2)	9.200	E 6.100 14.333 (6)	8.233	D 5.400 12.933 (14)	7.533	E 5.400 13.866 (3)	8.466	55.732
4	523 DERWAELE Nina	BEL	D 4.600 <u>13.566</u> (17)	8.966	E 6.500 15.100 (1)	8.600	D 5.300 13.733 (2)	8.433	E 4.900 13.300 (9)	8.400	55.699
5	713 MELNIKOVA Angelina	RUS	D 5.400 <u>14.166</u> (11)	8.766	E 6.100 14.433 (4)	8.333	D 5.300 13.466 (6)	8.166	E 5.800 13.633 (6)	7.933 -0.1	55.698
6	593 de JESUS dos SANT.	FRA	D 5.400 14.566 (3)	9.166	E 6.000 <u>13.500</u> (14)	7.500	D 5.700 13.733 (3)	8.033	E 5.600 13.800 (5)	8.200	55.599
7	546 CHEN Yile	CHN	D 4.600 13.433 (21)	8.833	E 5.900 <u>14.000</u> (7)	8.100	D 6.200 14.166 (1)	7.966	E 4.900 13.033 (13)	8.133	54.632
8	536 SARAIVA Flavia	BRA	D 5.400 14.533 (5)	9.133	E 5.400 <u>13.000</u> (18)	7.600	D 5.900 13.000 (12)	7.100	E 5.500 13.833 (4)	8.333	54.366
9	550 LUO Huan	CHN	D 4.600 13.466 (19)	8.866	E 6.000 <u>14.400</u> (5)	8.400	D 6.100 13.466 (7)	7.366	E 4.800 13.000 (16)	8.200	54.332
10	649 TERAMOTO Asuka	JPN	D 5.800 14.633 (1)	8.833	E 5.500 13.733 (12)	8.233	D 5.100 <u>12.900</u> (16)	7.800	E 5.300 13.033 (15)	7.733	54.299
11	596 DOWNIE Elissa	GBR	D 5.400 14.400 (8)	9.000	E 5.900 <u>13.900</u> (8)	8.000	D 4.900 12.700 (17)	7.800	E 5.100 13.233 (11)	8.133	54.233
12	538 BLACK Elisabeth	CAN	D 5.400 <u>14.400</u> (8)	9.000	E 5.700 12.900 (21)	7.200	D 5.400 13.600 (5)	8.200	E 5.000 13.233 (10)	8.233	54.133
13	712 ALEKSEEVA Irina	RUS	D 4.600 13.633 (15)	9.033	E 5.900 <u>13.866</u> (10)	7.966	D 5.300 13.366 (8)	8.066	E 5.200 12.933 (17)	7.733	53.798
14	674 VISSER Naomi	NED	D 4.600 13.466 (19)	8.866	E 5.600 13.800 (11)	8.200	D 4.900 <u>13.033</u> (10)	8.133	E 5.000 13.033 (14)	8.033	53.332
15	532 BARBOSA Jade	BRA	D 5.400 14.500 (7)	9.100	E 5.800 13.333 (15)	7.533	D 5.400 <u>12.933</u> (14)	7.533	E 5.100 12.100 (23)	7.000	52.866
16	592 CHARPY Lorette	FRA	D 4.600 13.333 (23)	8.733	E 5.300 12.900 (19)	7.600	D 5.500 13.000 (11)	7.500	E 4.800 <u>12.833</u> (19)	8.033	52.066
17	704 GOLGOTA Denisa	ROU	D 5.400 14.300 (10)	8.900	E 5.100 12.666 (23)	7.566	D 5.000 <u>11.566</u> (21)	6.566	E 5.400 13.333 (8)	7.933	51.865
18	525 KLINCKAERT Axelle	BEL	D 4.600 13.700 (13)	9.100	E 5.400 13.066 (17)	7.666	D 5.600 12.266 (19)	6.666	E 5.100 <u>12.800</u> (20)	7.700	51.832
19	599 SIMM Kelly	GBR	D 5.200 13.900 (12)	8.700	E 6.200 13.900 (9)	7.700	D 5.000 <u>11.533</u> (22)	6.533	E 5.000 12.466 (22)	7.566 -0.1	51.799
20	621 KOVACS Zsafia	HUN	D 4.600 13.600 (16)	9.000	E 5.200 13.133 (16)	7.933	D 5.500 12.966 (13)	7.466	E 4.900 <u>12.066</u> (24)	7.266 -0.1	51.765
21	606 SEITZ Elisabeth	GER	D 4.600 13.700 (13)	9.100	E 6.200 14.600 (3)	8.400	D 4.800 <u>10.400</u> (24)	5.600	E 4.700 12.866 (18)	8.166	51.566
22	637 MORI Lara	ITA	D 4.600 13.400 (22)	8.800	E 5.200 12.766 (22)	7.566	D 5.600 12.233 (20)	6.633	E 5.600 <u>13.133</u> (12)	7.633 -0.1	51.532
23	580 PEREZ Ana	ESP	D 4.600 13.566 (17)	8.966	E 5.300 12.900 (19)	7.600	D 5.200 12.366 (18)	7.166	E 4.900 <u>12.500</u> (21)	7.600	51.332
24	540 MOORS Brooklyn	CAN	D 4.600 13.300 (24)	8.700	E 5.000 12.566 (24)	7.566	D 5.100 11.100 (23)	6.000	E 5.300 <u>13.366</u> (7)	8.166 -0.1	50.332









48th Artistic Gymnastics World Championships
Doha (QAT), 25 October - 3 November 2018



Women's All-Around Final

THU 1 NOV 2018

Results

Rank	Bib Name	NOC Code					Total
			Score Rk Pen	Score Rk Pen	Score Rk Pen	Score Rk Pen	

Note:
Underlined totals indicate starting apparatus

Legend:
D Difficulty **E** Execution **Pen.** Penalty
 Vault  Uneven Bars  Balance Beam  Floor Exercise

LONGINES Official Results Provider





48th Artistic Gymnastics World Championships
Doha (QAT), 25 October - 3 November 2018



Men's Floor Exercise Final

FRI 2 NOV 2018

Results



Rank	Bib	Name	NOC Code	D Score	E Score	Pen.	Total	Qualification Rank	Start Order
1	331	DALALOYAN Artur	RUS	6.200	8.700		14.900	1	9
2	269	SHIRAI Kenzo	JPN	6.800	8.066		14.866	2	2
3	313	YULO Carlos Edriel	PHI	6.200	8.400		14.600	4	8
4	380	MOLDAUER Yul	USA	5.800	8.766		14.566	6	1
5	249	DOLGOPYAT Artem	ISR	6.400	8.166		14.566	7	3
6	334	NAGORNYI Nikita	RUS	6.400	8.100		14.500	3	7
7	378	MIKULAK Samuel	USA	5.700	8.533		14.233	8	5
8	268	KAYA Kazuma	JPN	5.800	8.300		14.100	8	6
9	369	ONDER Ahmet	TUR	6.000	7.833		13.833	5	4

Legend:

D Difficulty E Execution Pen. Penalty

LONGINES Official Results Provider





48th Artistic Gymnastics World Championships
Doha (QAT), 25 October - 3 November 2018



Men's Pommel Horse Final

FRI 2 NOV 2018

Results



Rank	Bib	Name	NOC Code	D Score	E Score	Pen.	Total	Qualification Rank	Start Order
1	157	XIAO Ruoteng	CHN	6.600	8.566		15.166	2	4
2	209	WHITLOCK Max	GBR	6.800	8.366		15.166	1	8
3	359	LEE Chih Kai	TPE	6.300	8.666		14.966	8	6
4	378	MIKULAK Samuel	USA	5.800	8.533		14.333	5	5
5	277	KURBANOV Nariman	KAZ	6.200	7.200		13.400	3	1
6	334	NAGORNYI Nikita	RUS	5.900	6.633		12.533	6	7
7	330	BELYAVSKIY David	RUS	4.800	7.033		11.833	7	3
8	204	TOMMASONE Cyril	FRA	5.800	5.700		11.500	4	2

Legend:

D Difficulty E Execution Pen. Penalty

LONGINES Official Results Provider





48th Artistic Gymnastics World Championships
Doha (QAT), 25 October - 3 November 2018



Men's Rings Final

FRI 2 NOV 2018

Results



Rank	Bib	Name	NOC Code	D Score	E Score	Pen.	Total	Qualification Rank	Start Order
1	226	PETROUNIAS Eleftherios	GRE	6.300	9.066		15.366	1	1
2	145	ZANETTI Arthur	BRA	6.200	8.900		15.100	2	8
3	257	LODADIO Marco	ITA	6.300	8.600		14.900	6	7
4	111	TOVMASYAN Artur	ARM	6.100	8.666		14.766	3	3
5	334	NAGORNYI Nikita	RUS	6.000	8.733		14.733	7	6
6	108	DAVTYAN Vahagn	ARM	6.100	8.633		14.733	5	4
7	127	SIMONOV Nikita	AZE	6.000	8.266		14.266	7	5
8	374	RADIVILOV Igor	UKR	6.300	7.833		14.133	4	2

Legend:

D Difficulty E Execution Pen. Penalty

LONGINES Official Results Provider





48th Artistic Gymnastics World Championships
Doha (QAT), 25 October - 3 November 2018



Men's Vault Final
SAT 3 NOV 2018

Results



Rank	Bib	Name	NOC Code	Vault	D Score	E Score	Pen.	Vault Score	Total	Qualification Rank	Start Order
1	319	RI Se Gwang	PRK	1	6.000	8.933		14.933	14.933	1	4
				2	6.000	8.933		14.933			
2	331	DALALOYAN Artur	RUS	1	5.600	9.266		14.866	14.883	2	8
				2	5.600	9.300		14.900			
3	269	SHIRAI Kenzo	JPN	1	5.600	9.150		14.750	14.675	7	7
				2	5.200	9.400		14.600			
4	206	CUNNINGHAM Dominick	GBR	1	5.400	9.133		14.533	14.666	5	1
				2	5.600	9.200		14.800			
5	334	NAGORNYI Nikita	RUS	1	5.600	9.200		14.800	14.650	4	3
				2	5.600	8.900		14.500			
6	231	SHEK Wai Hung	HKG	1	5.600	9.133		14.733	14.366	8	2
				2	5.600	8.700	-0.3	14.000			
7	107	DAVTYAN Artur	ARM	1	5.600	8.833		14.433	13.933	3	5
				2	5.600	8.133	-0.3	13.433			
8	144	SOUZA Caio	BRA	1	5.600	9.033		14.633	13.883	6	6
				2	5.600	7.833	-0.3	13.133			

Legend: D Difficulty E Execution Pen. Penalty

LONGINES Official Results Provider





48th Artistic Gymnastics World Championships
Doha (QAT), 25 October - 3 November 2018



Men's Parallel Bars Final

SAT 3 NOV 2018

Results



Rank	Bib	Name	NOC Code	D Score	E Score	Pen.	Total	Qualification Rank	Start Order
1	159	ZOU Jingyuan	CHN	7.000	9.433		16.433	1	6
2	376	VERNIAIEV Oleg	UKR	6.700	8.891		15.591	2	5
3	331	DALALOYAN Artur	RUS	6.400	8.966		15.366	5	8
4	378	MIKULAK Samuel	USA	6.400	8.833		15.233	6	1
5	155	LIN Chaopan	CHN	6.400	8.800		15.200	3	2
6	161	CALVO MORENO Jossimar Orlando	COL	6.500	8.533		15.033	4	3
7	330	BELYAVSKIY David	RUS	6.400	8.233		14.633	6	4
8	216	DAUSER Lukas	GER	6.000	7.700		13.700	10	7

Legend:

D Difficulty E Execution Pen. Penalty

LONGINES Official Results Provider





48th Artistic Gymnastics World Championships
Doha (QAT), 25 October - 3 November 2018



Men's Horizontal Bar Final

SAT 3 NOV 2018

Results



Rank	Bib	Name	NOC Code	D Score	E Score	Pen.	Total	Qualification Rank	Start Order
1	300	ZONDERLAND Epke	NED	6.800	8.300		15.100	4	2
2	273	UCHIMURA Kohei	JPN	6.400	8.400		14.800	1	7
3	378	MIKULAK Samuel	USA	6.100	8.433		14.533	2	3
4	169	SRBIC Tin	CRO	6.400	8.100		14.500	5	5
5	361	TANG Chia-Hung	TPE	6.100	8.166		14.266	7	1
6	154	DENG Shudi	CHN	6.400	7.666		14.066	6	6
7	157	XIAO Ruoteng	CHN	6.100	7.800		13.900	3	4
8	331	DALALOYAN Artur	RUS	5.200	7.466		12.666	8	8

Legend:

D Difficulty E Execution Pen. Penalty

LONGINES Official Results Provider





48th Artistic Gymnastics World Championships
Doha (QAT), 25 October - 3 November 2018



Women's Vault Final

FRI 2 NOV 2018

Results



Rank	Bib	Name	NOC Code	Vault	D Score	E Score	Pen.	Vault Score	Total	Qualification Rank	Start Order
1	756	BILES Simone	USA	1	6.000	9.266		15.266	15.366	1	3
				2	5.800	9.666		15.466			
2	541	OLSEN Shallon	CAN	1	6.000	8.600		14.600	14.516	2	7
				2	5.400	9.033		14.433			
3	670	MORENO Alexa	MEX	1	5.800	8.800		14.600	14.508	4	4
				2	5.600	8.916	-0.1	14.416			
4	762	CHUSOVITINA Oksana	UZB	1	5.800	8.600		14.400	14.300	5	8
				2	5.200	9.000		14.200			
5	657	YEO Seojeong	KOR	1	5.800	8.833	-0.1	14.533	14.233	3	5
				2	5.400	8.533		13.933			
6	549	LIU Jinru	CHN	1	5.600	8.600	-0.1	14.100	14.150	8	6
				2	5.800	8.400		14.200			
7	538	BLACK Elisabeth	CAN	1	5.400	8.600		14.000	14.116	7	2
				2	5.200	9.033		14.233			
8	699	PYON Rye Yong	PRK	1	5.800	7.566	-0.3	13.066	13.616	6	1
				2	5.800	8.366		14.166			

Legend: D Difficulty E Execution Pen. Penalty

LONGINES Official Results Provider





48th Artistic Gymnastics World Championships
Doha (QAT), 25 October - 3 November 2018



Women's Uneven Bars Final

FRI 2 NOV 2018

Results



Rank	Bib	Name	NOC Code	D Score	E Score	Pen.	Total	Qualification Rank	Start Order
1	523	DERWAELE Nina	BEL	6.500	8.700		15.200	1	5
2	756	BILES Simone	USA	6.200	8.500		14.700	2	7
3	606	SEITZ Elisabeth	GER	6.200	8.400		14.600	3	4
4	550	LUO Huan	CHN	6.000	8.500		14.500	4	3
5	714	MUSTAFINA Aliia	RUS	5.800	8.633		14.433	6	8
6	758	HURD Morgan	USA	6.100	8.333		14.433	5	2
7	595	DOWNIE Rebecca	GBR	6.100	7.233		13.333	8	1
8	736	ADLERTEG Jonna	SWE	6.200	6.966		13.166	7	6

Legend:

D Difficulty E Execution Pen. Penalty

LONGINES Official Results Provider





48th Artistic Gymnastics World Championships
Doha (QAT), 25 October - 3 November 2018



Women's Balance Beam Final

SAT 3 NOV 2018

Results



Rank	Bib	Name	NOC Code	D Score	E Score	Pen.	Total	Qualification Rank	Start Order
1	548	LIU Tingting	CHN	6.300	8.233		14.533	8	8
2	543	PADURARIU Anne-Marie	CAN	6.000	8.100		14.100	5	5
3	756	BILES Simone	USA	6.200	7.400		13.600	1	1
4	523	DERWAEL Nina	BEL	5.400	8.066		13.466	6	4
5	538	BLACK Elisabeth	CAN	4.800	8.233		13.033	7	2
6	757	EAKER Kara	USA	6.200	6.733	-0.1	12.833	2	6
7	676	WEVERS Sanne	NED	5.300	7.366		12.666	4	7
8	551	ZHANG Jin	CHN	5.300	6.200		11.500	3	3

Legend:

D Difficulty E Execution Pen. Penalty

LONGINES Official Results Provider





48th Artistic Gymnastics World Championships
Doha (QAT), 25 October - 3 November 2018



Women's Floor Exercise Final

SAT 3 NOV 2018

Results



Rank	Bib	Name	NOC Code	D Score	E Score	Pen.	Total	Qualification Rank	Start Order
1	756	BILES Simone	USA	6.700	8.533	-0.3	14.933	1	6
2	758	HURD Morgan	USA	5.500	8.433		13.933	4	7
3	647	MURAKAMI Mai	JPN	5.700	8.166		13.866	2	4
4	713	MELNIKOVA Angelina	RUS	5.700	8.133		13.833	3	5
5	536	SARAIVA Flavia	BRA	5.500	8.366	-0.1	13.766	5	2
6	593	de JESUS dos SANTOS Melanie	FRA	5.500	8.233	-0.3	13.433	6	1
7	711	AKHAIMOVA Liliia	RUS	5.800	7.566		13.366	8	8
8	540	MOORS Brooklyn	CAN	5.400	7.666		13.066	9	3

Legend:

D Difficulty E Execution Pen. Penalty

LONGINES Official Results Provider

