

# 2018 Arizona Sunrays Classic Rock Nastia





## Meet Results

Feb 10, 2018

Women / 10 / SR

Session: All

Judge's Signatures

Rank	Num	Name	Gym					AA
1	1121	Andrea Li	IL-Legacy LLC	9.575 9T	9.650 7T	9.700 2T	9.725 2	<b>38.650</b> <b>1</b>
2	1144	Mallory Mizuki	MI-Olympia	9.675 5T	9.650 7T	9.550 13T	9.650 5T	38.525 2
3	1215	Sadie Miner	UT-All American	<b>9.800</b> <b>1</b>	9.500 16	9.700 2T	9.500 22T	38.500 3
4T	1167	Cristal Isa	NV-Gymcats	9.500 15T	9.725 2	9.400 29T	9.675 3T	38.300 4T
4T	1033	Kayla Bird	AZ-Dynamics	9.650 7	9.625 10T	9.525 17T	9.500 22T	38.300 4T
6T	1150	Gabryel Wilson	MI-Olympia	9.675 5T	9.450 17T	9.300 35T	<b>9.825</b> <b>1</b>	38.250 6T
6T	1195	Gillian Rutz	OH-Perfection	9.475 22T	9.700 3T	9.675 5	9.400 43T	38.250 6T
8T	1213	Karley McClain	UT-All American	9.500 15*	9.425 19T	9.650 6*	9.650 5T	38.225 8T
8T	1218	Sage Thompson	UT-All American	9.500 15*	9.600 13	9.650 6*	9.475 30T	38.225 8T
10	1175	Aria Bruschi	OH-Cincinnati	9.475 22T	<b>9.750</b> <b>1</b>	9.550 13T	9.425 40T	38.200 10
11	1066	Gracie Reeves	AZ-Sunrays	9.500 15T	9.425 19T	<b>9.800</b> <b>1</b>	9.450 37T	38.175 11
12	1041	Naomi Morrison	AZ-Dynamics	9.700 3T	9.350 26T	9.475 24	9.475 30T	38.000 12
13	1169	Shylen Murakami	NV-Gymcats	9.275 36T	9.625 10T	9.500 20T	9.550 15T	37.950 13
14	1138	Nyah Smith	MI-Oakland	9.575 9T	9.350 26T	9.350 33T	9.600 10	37.875 14
15	1170	Jane Poniewaz	NV-Gymcats	9.550 11T	9.550 14T	9.050 59T	9.650 5T	37.800 15
16	1068	Cassie Stevens	AZ-Sunrays	9.750 2	9.550 14T	9.000 69T	9.475 30T	37.775 16
17	1002	Frances Bidwill	AZ-Desert Devils	9.550 11T	9.025 48	9.500 20T	9.575 11T	37.650 17
18	1088	Skylar Killough-Wilhelm	IA-Triad Gym	9.225 42T	9.275 35T	9.550 13T	9.575 11T	37.625 18
19	1067	Quinn Smith	AZ-Sunrays	9.700 3T	9.650 7T	9.200 48T	9.050 75T	37.600 19
20T	1179	Sarah Hargrove	OH-Cincinnati	8.950 78T	9.400 21T	9.550 13T	9.675 3T	37.575 20T
20T	1134	Ashley Hofelich	MI-Oakland	9.350 30T	8.950 49T	9.625 9	9.650 5T	37.575 20T
22	1209	Hunter Dula	UT-All American	9.350 30T	9.625 10T	8.900 82T	9.650 5T	37.525 22
23	1151	Raina Albores	MN-Perpetual	9.550 11T	9.250 37	9.100 55T	9.575 11T	37.475 23
24	1118	Bridget Killian	IL-Legacy LLC	9.400 25T	8.925 51T	9.600 10T	9.425 40T	37.350 24
25	1184	Hannah Nam	OH-Cincinnati	8.950 78T	9.325 29T	9.525 17T	9.500 22T	37.300 25





# 2018 Arizona Sunrays Classic Rock Nastia

## Meet Results

Women / 10 / SR

Session: All

Feb 10, 2018

Rank	Num	Name	Gym					AA
26	1160	Malia Hargrove	NV-Flips USA	9.475 22T	9.200 39T	8.975 76T	9.550 15T	37.200 26
27	1085	Alexa Al-Hameed	IA-Triad Gym	9.225 42T	9.700 3T	9.575 12	8.675 95	37.175 27
28T	1037	Tara Kofmehl	AZ-Dynamics	9.525 14	8.875 56	9.150 52T	9.525 20T	37.075 28T
28T	1079	Ashlyn Johnson	FL-Sun Country	8.975 76T	9.325 29T	9.300 35T	9.475 30T	37.075 28T
28T	1155	Mya Hooten	MN-Rising Stars	9.000 67T	9.300 31T	9.400 29T	9.375 45T	37.075 28T
31	1186	Mickayla Stuckey	OH-Cincinnati	8.700 92T	9.350 26T	9.450 25T	9.550 15T	37.050 31
32	1128	Wesley Stephenson	IL-Legacy LLC	9.075 59T	9.300 31T	9.650 6T	9.000 77T	37.025 32
33T	1185	Cassidy O'Neill	OH-Cincinnati	9.375 28T	8.850 57T	9.225 45T	9.550 15T	37.000 33T
33T	1166	Jessica Holder	NV-Gymcats	9.100 54T	9.375 24T	9.050 59T	9.475 30T	37.000 33T
35	1031	Aubrey Zazula	AZ-Desert Lights	9.375 28T	8.900 55	9.225 45T	9.250 61T	36.750 35
36T	1027	Megan Thompson	AZ-Desert Lights	9.025 64T	9.300 31T	8.800 88	9.575 11T	36.700 36T
36T	1105	Kaitlyn Higgins	IL-Gym Rockford	9.250 39T	9.150 43T	9.500 20T	8.800 87T	36.700 36T
38	1224	Addie Schipper	WI-Gymfinity	9.400 25T	9.100 46	9.000 69T	9.175 65T	36.675 38
39T	1054	Cienna Samiley	AZ-Gold Medal	8.500 101T	9.150 43T	9.600 10T	9.375 45T	36.625 39T
39T	1025	Torri Tavenner	AZ-Desert Lights	9.150 52T	9.375 24T	9.050 59T	9.050 75T	36.625 39T
41	1044	Aimee Titche	AZ-Dynamics	9.500 15T	8.300 85T	9.275 40T	9.475 30T	36.550 41
42T	1034	Madison Courney	AZ-Dynamics	9.250 39T	8.650 66T	9.300 35T	9.325 53T	36.525 42T
42T	1212	Allix Mason	UT-All American	9.200 46T	9.300 31T	9.025 67T	9.000 77T	36.525 42T
44	1053	Chloe Lashbrooke	AZ-Gold Medal	9.600 8	8.600 70	9.000 69T	9.300 55T	36.500 44
45	1123	Riley Milbrandt	IL-Legacy LLC	9.300 32T	9.200 39T	9.400 29T	8.575 100T	36.475 45
46T	1055	Avery Stauffacher	AZ-Gold Medal	8.975 76T	8.950 49T	8.975 76T	9.525 20T	36.425 46T
46T	1199	Alyssa Wiedeman	OH-Perfection	9.100 54T	8.775 60	9.050 59T	9.500 22T	36.425 46T
48	1168	Amber Koeth	NV-Gymcats	9.200 46T	8.925 51T	8.900 82T	9.350 49T	36.375 48
49	1219	Brittney Vitkauskas	UT-All American	9.100 54T	8.925 51T	8.775 89T	9.500 22T	36.300 49
50	1091	Trinity Macy	IA-Triad Gym	8.900 83T	8.650 66T	9.225 45T	9.475 30T	36.250 50





# 2018 Arizona Sunrays Classic Rock Nastia

## Meet Results

Women / 10 / SR

Feb 10, 2018

Session: All

Rank	Num	Name	Gym					AA
51T	1163	Kenadi Brown	NV-Gymcats	9.175 50T	8.500 76T	9.050 59T	9.500 22T	36.225 51T
51T	1046	Mary Won	AZ-Dynamics	9.100 54T	9.050 47	8.775 89T	9.300 55T	36.225 51T
53	1059	Alyssa Van Allen	AZ-Impact	9.225 42T	8.550 72T	9.400 29T	9.000 77T	36.175 53
54	1217	Tiffani Stufflebeam	UT-All American	8.700 92T	9.275 35T	8.925 79T	9.200 64	36.100 54
55	1064	Madison Kirsch	AZ-Sunrays	9.300 32T	8.750 61T	8.700 93T	9.325 53T	36.075 55
56	1147	Abigail Walsh	MI-Olympia	9.400 25T	8.100 92T	9.050 59T	9.500 22T	36.050 56
57	1057	Kiara Bruening	AZ-Impact	9.050 62T	8.700 65	9.075 58	9.150 68T	35.975 57
58	1143	Riley Meeks	MI-Olympia	9.025 64T	8.425 80T	9.700 2T	8.800 87T	35.950 58
59	1211	Gabrielle Hubbard	UT-All American	8.350 105T	9.400 21T	8.875 85	9.300 55T	35.925 59
60	1120	Maggie Lampsa	IL-Legacy LLC	9.275 36T	8.925 51T	8.900 82T	8.800 87T	35.900 60
61T	1130	Sonte Turnage	IL-Legacy LLC	9.150 52T	9.450 17T	8.725 92	8.550 102	35.875 61T
61T	1223	Kacey Mortenson	WI-Gymfinity	9.000 67T	8.250 88	9.250 44	9.375 45T	35.875 61T
63	1049	Rachel Decious	AZ-Gold Medal	8.700 92T	8.050 95	9.525 17T	9.550 15T	35.825 63
64	1093	Elizabeth Mellinger	IA-Triad Gym	9.175 50T	8.275 87	9.000 69T	9.150 68T	35.600 64
65	1070	Blake Gozashti	CA-Gym Zone	9.250 39T	9.150 43T	8.650 97	8.500 103	35.550 65
66	1071	Teadora Michovsky	CA-Gym Zone	9.000 67T	7.800 99	9.275 40T	9.425 40T	35.500 66
67T	1222	Taylor Gilmore	WI-Gymfinity	9.025 64T	8.150 90T	9.350 33T	8.850 86	35.375 67T
67T	1131	Sarah Wozniak	IL-Legacy LLC	8.950 78T	9.225 38	8.500 103	8.700 93T	35.375 67T
69	1024	Antonia Marquez	AZ-Desert Lights	9.000 67T	8.450 78T	9.200 48T	8.650 96T	35.300 69
70T	1009	Jade Pastor	AZ-Desert Devils	9.300 32T	7.250 105	9.450 25T	9.250 61T	35.250 70T
70T	1000	Danielle Hoover	AZ-Arrowhead Spinett	8.750 88T	8.200 89	8.950 78	9.350 49T	35.250 70T
72	1201	Josie Bergstrom	SD-All American	9.075 59T	8.550 72T	8.225 106	9.350 49T	35.200 72
73	1021	Anna LeRoy	AZ-Desert Lights	9.075 59T	7.700 101T	9.050 59T	9.350 49T	35.175 73
74	1161	Lily Reid	NV-Flips USA	9.000 67T	8.575 71	8.300 105	9.175 65T	35.050 74
75	1108	Ashley Rhodes	IL-Gym Rockford	8.800 86T	8.750 61T	8.600 98T	8.800 87T	34.950 75





# 2018 Arizona Sunrays Classic Rock Nastia

## Meet Results

Women / 10 / SR

Feb 10, 2018

Session: All

Rank	Num	Name	Gym					AA
76	1152	Rose Deshler	MN-Perpetual	8.550 100	8.100 92T	9.025 67T	9.225 63	34.900 76
77	1156	Lindsey Malicki	MN-Rising Stars	8.350 105T	8.100 92T	9.000 69T	9.300 55T	34.750 77
78	1148	Tara Walsh	MI-Olympia	9.050 62T	6.750 106T	9.425 28	9.450 37T	34.675 78
79	1077	Emma George	FL-Sun Country	9.000 67T	7.925 96	8.750 91	8.950 81	34.625 79
80	1153	Madeline McCabe	MN-Perpetual	8.900 83T	7.700 101T	9.275 40T	8.650 96T	34.525 80
81	1180	Grace Harrell	OH-Cincinnati	9.200 46T	7.750 100	8.700 93T	8.800 87T	34.450 81
82	1020	Katie Lalime	AZ-Dynamics	8.600 97T	8.300 85T	8.925 79T	8.575 100T	34.400 82
83	1083	Bonnie Ziegenfelder	FL-Sun Country	8.800 86T	7.900 97	9.300 35T	8.250 108	34.250 83
84	1225	Madeline Sowinski	WI-Gymfinity	8.600 97T	7.575 104	9.000 69T	8.975 80	34.150 84
85T	1198	Kelly Sulek	OH-Perfection	8.500 101T	8.625 69	7.600 111T	9.275 60	34.000 85T
85T	1154	Isabella Frattalone	MN-Rising Stars	8.850 85	8.450 78T	7.550 113	9.150 68T	34.000 85T
87T	1115	Hailey Holzer	IL-Legacy LLC	8.750 88T	8.650 66T	7.900 107	8.625 98	33.925 87T
87T	1058	Trinity Colosimo	AZ-Impact	8.400 104	8.350 83T	8.475 104	8.700 93T	33.925 87T
89	1076	Emma Chiarelli	FL-Sun Country	8.925 82	8.750 61T	7.450 114	8.600 99	33.725 89
90	1132	Caroline Austin	MI-Oakland	9.000 67T	8.400 82	7.150 115	9.100 72T	33.650 90
91	1135	Monica Iyer	MI-Oakland	9.000 67T	8.550 72T	7.600 111T	8.450 104	33.600 91
92	1202	Keira Boetel	SD-All American	9.100 54T	5.850 110	9.175 50T	9.300 55T	33.425 92
93	1204	Kenzee Danielson	SD-All American	8.950 78T	7.600 103	7.750 110	9.100 72T	33.400 93
94	1099	Madeline Kuhn	ID-Bronco	8.350 105T	6.750 106T	8.525 102	8.400 105T	32.025 94
95	1158	Nicole Johnsen	MT-Mismo	8.300 108	6.350 109	8.700 93T	7.650 110	31.000 95
96	1062	Sara Hubbard	AZ-Sunrays	9.500 15T	— 111T	8.825 86T	9.450 37T	27.775 96
97	1065	Eve Micco	AZ-Sunrays	0.000 110T	9.675 6	9.100 55T	8.875 84T	27.650 97
98	1111	Madeleine Grobmeier	IL-Gymkinetics	9.275 36T	0.000 111T	8.925 79T	9.400 43T	27.600 98
99T	1188	Rylee Gallmeyer	OH-Perfection	8.500 101T	— 111T	9.500 20T	9.075 74	27.075 99T
99T	1104	Payton Richards	IL-Aerial	9.225 42T	8.850 57T	9.000 69T	0.000 111T	27.075 99T





# 2018 Arizona Sunrays Classic Rock Nastia

## Meet Results

Women / 10 / SR

Feb 10, 2018

Session: All

Rank	Num	Name	Gym					AA
101T	1006	Sarah Fitzgerald	AZ-Desert Devils	9.500 15T	8.150 90T	9.150 52T	0.000 111T	26.800 101T
101T	1040	Halli Mayberry	AZ-Dynamics	0.000 110*	8.750 61T	9.300 35T	8.750 92	26.800 101T
101T	1092	Kareena McSweeny	IA-Triad Gym	0.000 110*	8.500 76T	9.175 50T	9.125 71	26.800 101T
104	1030	Myka Willden	AZ-Desert Lights	8.200 109	8.350 83T	0.000 116T	9.500 22T	26.050 104
105	1181	Caroline Kellogg	OH-Cincinnati	8.700 92T	— 111T	8.675 96	8.050 109	25.425 105
106	1103	Alyssa Parlich	IL-Aerial	8.750 88T	6.600 108	9.450 25T	0.000 111T	24.800 106
107	1004	Camille Dinsdale	AZ-Desert Devils	0.000 110T	0.000 111T	9.050 59T	8.900 83	17.950 107
108	1187	Ashley Willicut	OH-Cincinnati	9.000 67T	— 111T	— 116T	8.875 84T	17.875 108
109T	1039	Melissa Mascarenas	AZ-Dynamics	0.000 110*	0.000 111T	9.275 40T	8.350 107	17.625 109T
109T	1200	Anna Winger	OH-Perfection	0.000 110*	8.525 75	9.100 55T	— 111T	17.625 109T
111	1032	Kiersten Belkoff	AZ-Dynamics	0.000 110T	0.000 111T	8.550 101	8.925 82	17.475 111
112T	1090	Mikena Mackey	IA-Triad Gym	9.200 46T	— 111T	7.825 108	— 111*	17.025 112T
112T	1080	Jenna Sujdak	FL-Sun Country	0.000 110T	8.425 80T	8.600 98T	— 111*	17.025 112T
114	1072	Ariana Robertson	CA-Gym Zone	8.600 97T	— 111T	— 116T	8.400 105T	17.000 114
115	1052	Kiana Knox	AZ-Gold Medal	0.000 110T	0.000 111T	7.800 109	9.175 65T	16.975 115
116	1010	Jaedyn Rucker	AZ-Desert Devils	0.000 110T	9.700 3T	0.000 116T	0.000 111T	9.700 116
117	1050	Kaitlin Harvey	AZ-Gold Medal	0.000 110T	9.400 21T	0.000 116T	0.000 111T	9.400 117
118	1013	Jules Barbuto	AZ-Desert Lights	0.000 110T	0.000 111T	0.000 116T	9.375 45T	9.375 118
119	1140	Sydney Jennings	MI-Olympia	9.300 32T	0.000 111T	0.000 116T	0.000 111T	9.300 119
120	1149	Riley Walters	MI-Olympia	0.000 110T	9.200 39T	0.000 116T	0.000 111T	9.200 120
121	1146	Matilyn Waligora	MI-Olympia	0.000 110T	9.175 42	0.000 116T	0.000 111T	9.175 121
122	1073	Maya Uemura	CA-Gym Zone	0.000 110T	— 111T	9.150 52T	— 111T	9.150 122
123	1094	Aubri Schwartze	IA-Triad Gym	0.000 110T	— 111T	8.825 86T	— 111T	8.825 123
124	1177	Olivia Butler	OH-Cincinnati	0.000 110T	8.800 59	— 116T	— 111T	8.800 124
125	9138	Breann Sanford	NV-Gymcats	8.750 88T	— 111T	— 116T	— 111T	8.750 125





# 2018 Arizona Sunrays Classic Rock Nastia

## Meet Results

Feb 10, 2018

Page: 6  
Printed: 2/10/2018 11:46:34 PM

Women / 10 / SR  
Session: All

Rank	Num	Name	Gym					AA
126	1017	Karissa Hoffman	AZ-Desert Lights	8.700 92T	0.000 111T	0.000 116T	0.000 111T	8.700 126
127	1005	Brennen Evans	AZ-Desert Devils	0.000 110T	0.000 111T	8.600 98T	0.000 111T	8.600 127
128	1014	Briona Carswell	AZ-Desert Lights	0.000 110T	7.850 98	0.000 116T	0.000 111T	7.850 128
129	1142	Kaylee Koch	MI-Olympia	0.000 110T	0.000 111T	0.000 116T	0.000 111T	0.000 129

# 2018 Arizona Sunrays Classic Rock Nastia





## Meet Results

Feb 10, 2018

Women / 10 / JR

Session: All

Judge's Signatures

Rank	Num	Name	Gym					AA
1	1129	Faith Torrez	IL-Legacy LLC	9.500 4	9.450 5	<b>9.875</b> 1	<b>9.675</b> 1	<b>38.500</b> 1
2	1164	Kailin Chio	NV-Gymcats	9.375 11	<b>9.750</b> 1	9.725 3	9.500 5T	38.350 2
3	1208	Danielle Sievers	SD-All American	9.450 5T	9.475 4	9.300 19	9.600 2	37.825 3
4	1113	Ella Cesario	IL-Legacy LLC	9.400 8T	9.100 13T	9.700 4	9.550 4	37.750 4
5	1124	Erika Penamante	IL-Legacy LLC	9.400 8T	9.150 10T	9.625 5T	9.450 9T	37.625 5
6	1117	Sydney Jelen	IL-Legacy LLC	9.000 22T	9.200 9	9.825 2	9.375 14T	37.400 6
7	1029	Ariel Watson	AZ-Desert Lights	8.950 24T	9.300 6	9.600 8	9.500 5T	37.350 7
8	1127	Madison Snook	IL-Legacy LLC	8.800 31T	9.250 8	9.550 10	9.400 12T	37.000 8
9	1078	Jordan Hand	FL-Sun Country	9.150 17T	9.150 10T	9.450 12T	9.200 21T	36.950 9
10	1176	Mila Brusch	OH-Cincinnati	9.225 15	9.050 15T	9.125 26T	9.225 19T	36.625 10
11	1205	Marissa Jencks	SD-All American	9.050 20T	9.050 15T	9.250 20T	9.225 19T	36.575 11
12T	1141	Grace King	MI-Olympia	9.550 2	8.500 29	8.925 31	9.575 3	36.550 12T
12T	1047	Marlee York	AZ-Dynamics	9.450 5T	8.575 27T	9.050 29	9.475 8	36.550 12T
14	1137	Nikki Smith	MI-Oakland	<b>9.575</b> 1	8.325 35	9.150 24T	9.400 12T	36.450 14
15	1018	Kauri Hunsaker	AZ-Desert Lights	8.700 36T	9.050 15T	9.100 28	9.450 9T	36.300 15
16T	1001	Mikaile Aderinto	AZ-Desert Devils	9.150 17T	8.350 32T	9.625 5T	9.050 27	36.175 16T
16T	1061	Megan Borland	AZ-Sunrays	9.425 7	8.900 20	8.775 32	9.075 25T	36.175 16T
18	1087	Chloe Hammond	IA-Triad Gym	9.250 13T	8.450 30	9.000 30	9.425 11	36.125 18
19	1114	Taylor DeVries	IL-Legacy LLC	8.400 40	9.150 10T	9.575 9	8.975 28	36.100 19
20	1174	Megan Asher	OH-Cincinnati	8.900 26T	9.275 7	8.600 34T	9.250 17T	36.025 20
21T	1106	Paige Kirkham	IL-Gym Rockford	9.250 13T	7.850 41	9.325 15T	9.500 5T	35.925 21T
21T	1045	Emma Waaramaa	AZ-Dynamics	9.050 20T	8.875 21	9.200 23	8.800 33T	35.925 21T
23	1196	Katya Sander	OH-Perfection	9.275 12	9.000 18T	8.275 42	9.250 17T	35.800 23
24	1182	Marguerite Mace	OH-Cincinnati	8.775 33T	9.600 2	9.150 24T	8.175 40	35.700 24
25T	1084	Joy Ziegenfelder	FL-Sun Country	9.525 3	8.700 24	8.075 43	9.375 14T	35.675 25T





# 2018 Arizona Sunrays Classic Rock Nastia

## Meet Results

Women / 10 / JR

Feb 10, 2018

Session: All

Rank	Num	Name	Gym					AA
25T	1126	Cheyenne Pratola	IL-Legacy LLC	8.825 30	8.725 23	9.225 22	8.900 30	35.675 25T
27	1119	Grace Ladgenski	IL-Legacy LLC	8.775 33T	8.350 32T	9.325 15T	9.075 25T	35.525 27
28	1220	Camie Winger	UT-All American	8.800 31T	9.100 13T	9.125 26T	8.475 38	35.500 28
29	1197	Laura Soltis	OH-Perfection	8.950 24T	9.000 18T	8.725 33	8.750 35	35.425 29
30	1173	Lia Whitman	NV-Gymcats	8.375 41	8.750 22	9.400 14	8.725 36	35.250 30
31	1056	Emily Wisehart	AZ-Gold Medal	8.850 28T	8.575 27T	8.600 34T	9.125 24	35.150 31
32	1116	Sara Hopfensperger	IL-Legacy LLC	8.725 35	8.000 39T	9.325 15T	8.825 31T	34.875 32
33	1139	Emma Stoddard	MI-Oakland	9.175 16	7.000 43	9.450 12T	9.175 23	34.800 33
34	1203	Ellie Bono	SD-All American	9.075 19	8.650 26	7.900 44	8.950 29	34.575 34
35	9216	Mya Kirkham	UT-All American	8.850 28T	8.300 36	8.550 37	8.825 31T	34.525 35
36	1016	Natalie DiLandri	AZ-Desert Lights	8.600 39	8.000 39T	8.600 34T	9.200 21T	34.400 36
37	1095	Madison Teare	IA-Triad Gym	9.000 22T	8.200 37	8.400 40T	8.250 39	33.850 37
38	1216	Sabra Prows	UT-All American	8.650 38	8.100 38	8.450 39	8.550 37	33.750 38
39	1036	Emery Forney	AZ-Dynamics	8.700 36T	0.000 44T	9.475 11	9.325 16	27.500 39
40	1165	Selena Harris	NV-Gymcats	9.400 8T	9.525 3	— . — 45T	— . — 42T	18.925 40
41	1191	Eliza Millar	OH-Perfection	0.000 42T	8.675 25	9.625 5T	— . — 42T	18.300 41
42	1035	Mia Figueroa	AZ-Dynamics	0.000 42T	0.000 44T	9.250 20T	8.800 33T	18.050 42
43	1157	Molly Peterson	MN-Rising Stars	8.900 26T	8.350 32T	— . — 45T	— . — 42T	17.250 43
44	1136	Savannah Miller	MI-Oakland	0.000 42T	8.400 31	8.400 40T	0.000 42T	16.800 44
45	1089	Hannah Kolars	IA-Triad Gym	0.000 42T	— . — 44T	9.325 15T	— . — 42T	9.325 45
46	1086	Emma Anderson	IA-Triad Gym	0.000 42T	— . — 44T	8.475 38	— . — 42T	8.475 46
47	1011	Elise Smith	AZ-Desert Devils	0.000 42T	0.000 44T	0.000 45T	7.950 41	7.950 47
48	1015	Allison DiLandri	AZ-Desert Lights	0.000 42T	7.150 42	0.000 45T	0.000 42T	7.150 48