





# 2018 Women's JO Nationals

## Team Results

May 12-13, 2018

Page: 1  
 Printed: 5/13/2018 12:00:18 PM  
 Women / 10 / Junior D  
 Session: 4J

Rank	Gym	Team	Score				
1	Team R5	R5	152.725	38.375 1T	38.150 1	37.975 1	38.225 1
2	Team R1	R1	151.925	38.375 1T	37.950 2	37.900 3	37.700 6
3	Team R6	R6	151.600	38.275 3	37.400 5T	37.925 2	38.000 3
4	Team R8	R8	151.275	38.125 4	37.625 4	37.625 6T	37.900 4
5	Team R3	R3	151.125	37.825 6	37.675 3	37.825 4	37.800 5
6	Team R4	R4	150.900	38.100 5	37.225 7	37.425 8	38.150 2
7	Team R7	R7	149.800	37.500 8	37.400 5T	37.650 5	37.250 7
8	Team R2	R2	148.675	37.600 7	36.275 8	37.625 6T	37.175 8