





# 2018 Women's JO Nationals

## Team Results

May 12-13, 2018

Rank	Gym	Team	Score				
1	Team R3	R3	151.525	38.325 1	37.125 7	37.975 4	38.100 1
2	Team R8	R8	151.300	37.700 5	37.925 1	38.000 2T	37.675 5
3	Team R7	R7	151.075	38.200 2	37.725 2	37.200 8	37.950 2
4	Team R1	R1	150.650	38.100 3	36.950 8	38.100 1	37.500 7
5	Team R5	R5	150.625	38.025 4	37.175 5	37.600 7	37.825 3
6	Team AS4	AS4	150.250	37.300 6	37.150 6	38.000 2T	37.800 4
7	Team R6	R6	149.850	36.975 8	37.650 4	37.675 6	37.550 6
8	Team AS2	AS2	149.425	37.225 7	37.700 3	37.925 5	36.575 8