





2017 Women's JO Nationals

Team Results

May 6-7, 2017

| Rank | Gym | Team | Score |  |  |  |  |
|------|----------|------|---------|---|---|---|---|
| 1 | Team R5 | R5 | 153.225 | 38.800 1 | 38.475 1 | 37.650 3 | 38.300 1 |
| 2 | Team R8 | R8 | 152.400 | 38.750 2 | 38.100 3 | 37.500 5 | 38.050 3 |
| 3 | Team R7 | R7 | 151.750 | 38.075 4 | 37.650 4 | 37.900 1 | 38.125 2 |
| 4 | Team R1 | R1 | 151.725 | 38.450 3 | 38.125 2 | 37.525 4 | 37.625 4 |
| 5 | Team R3 | R3 | 150.075 | 37.750 7 | 37.225 5 | 37.675 2 | 37.425 8 |
| 6 | Team AS2 | AS2 | 148.950 | 38.000 5 | 36.375 8 | 37.125 6 | 37.450 7 |
| 7 | Team R4 | R4 | 148.725 | 37.500 8 | 36.750 6 | 36.975 7 | 37.500 6 |
| 8 | Team R6 | R6 | 148.150 | 37.900 6 | 36.700 7 | 36.000 8 | 37.550 5 |