





2017 Women's JO Nationals

Team Results

May 6-7, 2017

Page: 1
Printed: 5/6/2017 12:22 PM

Women / 10 / Junior A
Session: 1J

| Rank | Gym | Team | Score |  |  |  |  |
|------|----------|------|---------|---|---|---|---|
| 1 | Team R1 | R1 | 151.700 | 38.400 1 | 38.150 1 | 37.750 1 | 37.400 3 |
| 2 | Team R7 | R7 | 150.775 | 37.825 3 | 37.825 2 | 37.375 3T | 37.750 1 |
| 3 | Team R4 | R4 | 150.350 | 38.350 2 | 37.400 5 | 37.275 6 | 37.325 5 |
| 4 | Team R8 | R8 | 149.375 | 37.425 5T | 37.675 3 | 37.350 5 | 36.925 7 |
| 5 | Team R3 | R3 | 148.825 | 37.425 5T | 37.100 6 | 36.825 7 | 37.475 2 |
| 6 | Team R5 | R5 | 148.775 | 37.000 8 | 36.950 7 | 37.625 2 | 37.200 6 |
| 7 | Team AS2 | AS2 | 148.250 | 37.150 7 | 37.525 4 | 37.375 3T | 36.200 8 |
| 8 | Team R6 | R6 | 148.050 | 37.625 4 | 36.475 8 | 36.600 8 | 37.350 4 |