





2016 JO Nationals Level 10

Team Results

May 7-8, 2016

Page: 1
 Printed: 5/9/2016 1:05:28 PM
 Women / 10 / SR E
 Session: 5B

| Rank | Gym | Team | Score |  |  |  |  |
|------|--------|------|---------|---|---|---|---|
| 1 | Team 3 | 3 | 152.975 | 38.425 1 | 37.950 3 | 38.725 1 | 37.875 2 |
| 2 | Team 1 | 1 | 152.900 | 38.225 3 | 38.750 1 | 38.475 2 | 37.450 5 |
| 3 | Team 7 | 7 | 152.425 | 38.025 5 | 38.375 2 | 38.400 3 | 37.625 3 |
| 4 | Team 5 | 5 | 151.600 | 37.950 6 | 37.025 6 | 38.100 6 | 38.525 1 |
| 5 | Team 6 | 6 | 150.700 | 37.700 7 | 37.425 4 | 38.175 5 | 37.400 6 |
| 6 | Team 4 | 4 | 150.650 | 38.050 4 | 36.800 7 | 38.325 4 | 37.475 4 |
| 7 | Team 8 | 8 | 149.750 | 38.325 2 | 37.200 5 | 37.200 7 | 37.025 7 |
| 8 | Team 2 | 2 | 141.250 | 36.675 8 | 33.150 8 | 35.825 8 | 35.600 8 |