





2015 Womens JO National Championships

Team Results

May 15-17, 2015

Page: 1
 Printed: 5/16/2015 8:53:48 PM
 Women / 10 / Senior D
 Session: 4SD

Rank	Gym	Team	Score				
1	Team CR7	CR7	153.425	38.700 1	37.975 2	38.325 1T	38.425 1
2	Team CR5	CR5	151.950	38.175 3	37.450 5	38.225 3	38.100 2
3	Team CR8	CR8	151.775	37.550 5	37.875 3	38.325 1T	38.025 3
4	Team CR4	CR4	151.375	38.125 4	38.050 1	37.475 7	37.725 5T
5	Team CR3	CR3	151.325	38.500 2	37.325 6	37.775 5	37.725 5T
6	Team CR1	CR1	150.800	37.425 7	37.600 4	37.925 4	37.850 4
7	Team CR6	CR6	148.250	37.250 8	36.000 8	37.575 6	37.425 7
8	Team CR2	CR2	146.875	37.450 6	37.225 7	35.250 8	36.950 8