





2015 Womens JO National Championships

Team Results

May 15-17, 2015

Page: 1
 Printed: 5/16/2015 4:53:04 PM
 Women / 10 / Senior C
 Session: 3SC

Rank	Gym	Team	Score				
1	Team CR1	CR1	152.225	38.025 4T	37.900 3	37.775 2	38.525 1
2	Team CR3	CR3	152.050	38.025 4T	38.075 1	37.700 4	38.250 2T
3	Team CR8	CR8	151.825	38.125 2T	37.725 5	37.725 3	38.250 2T
4	Team CR7	CR7	151.800	38.125 2T	37.600 6	37.875 1	38.200 4
5	Team CR4	CR4	151.425	38.375 1	37.975 2	37.300 5	37.775 7
6	Team CR5	CR5	149.875	37.750 6	37.775 4	36.750 8	37.600 8
7	Team CR2	CR2	149.400	37.350 8	37.050 7	37.200 6	37.800 6
8	Team CR6	CR6	149.275	37.575 7	36.725 8	37.125 7	37.850 5