





2015 Womens JO National Championships

Team Results

May 15-17, 2015

Rank	Gym	Team	Score				
1	Team CR4	CR4	152.700	38.350 3	37.700 3	38.225 1	38.425 1
2	Team CR1	CR1	152.475	38.375 1T	37.925 2	37.900 4	38.275 2
3	Team CR8	CR8	151.950	38.025 4	38.050 1	37.975 3	37.900 3
4	Team CR3	CR3	150.950	37.575 6	37.575 5	38.000 2	37.800 4
5	Team CR7	CR7	150.850	38.375 1T	37.625 4	37.275 6	37.575 5
6	Team CR5	CR5	149.550	37.450 7	37.375 6	37.550 5	37.175 7
7	Team CR6	CR6	149.150	37.950 5	36.775 7	36.925 7	37.500 6
8	Team CR2	CR2	145.625	37.000 8	36.400 8	35.650 8	36.575 8