

# 2015 Womens JO National Championships

## Meet Results

May 15-17, 2015





Page: 1

Printed: 5/15/2015 4:31 PM

Women / 10 / All Ages

Session: 1SA





Judge's Signatures

Rank	Num	Name	Gym					AA
1	542	Kennedi Edney	Precision Gym	9.825 1	9.725 1	9.300 27	9.750 1	38.600 1
2	555	Kynsee Roby	Triad Gym	9.525 11T	9.600 3	9.725 1	9.625 3	38.475 2
3	520	Kyla Bryant	Georgia Elite Gym	9.650 4T	9.575 4T	9.575 3T	9.600 4T	38.400 3
4	521	Lynnzee Brown	Great American Gymn.	9.650 4T	9.575 4T	9.350 23T	9.550 7T	38.125 4
5	517	Mariah Peterson	Epic Gym	9.525 11T	9.450 10	9.575 3T	9.500 9T	38.050 5
6	553	Katherine Campbell	Texas Dreams Gym	9.425 22T	9.475 8T	9.675 2	9.425 17T	38.000 6
7	550	Maggie O'Hara	Southeastern Gym Ctr	9.375 26T	9.650 2	9.450 12T	9.425 17T	37.900 7
8	539	Bridget Dean	Orlando Metro Gym	9.300 34T	9.325 19T	9.525 7	9.500 9T	37.650 8
9T	504	Kimberly Tessen	All American Gym-UT	9.575 7T	8.900 41	9.550 6	9.575 6	37.600 9T
9T	538	Melissa Reinstadtler	North Stars Gym Acad	9.550 9T	9.325 19T	9.400 18	9.325 27T	37.600 9T
11	509	Victoria Prati	Brandy Johnson's Glo	9.425 22T	9.325 19T	9.375 19T	9.375 22T	37.500 11
12T	516	Randi Morris	Texas Dreams Gym	9.275 36T	9.325 19T	9.375 19T	9.500 9T	37.475 12T
12T	511	Brooke Chesney	Cincinnati Gym	9.175 45T	9.425 11T	9.425 15T	9.450 15T	37.475 12T
14	507	Sophia Steinmeyer	Berks Gym Acad	9.650 4T	9.325 19T	9.050 40T	9.425 17T	37.450 14
15T	528	Lauren Bridgens	Hill's Gym	9.725 3	9.425 11T	9.350 23T	8.925 49	37.425 15T
15T	530	Gabrielle Cooke	IK Gym	9.350 28T	9.325 19T	9.375 19T	9.375 22T	37.425 15T
17	512	Payton Bellows	Daggett Gym	9.525 11T	9.475 8T	9.200 29T	9.175 42T	37.375 17
18	508	Courtney Cowles	Brandy Johnson's Glo	9.450 17T	9.275 25T	9.425 15T	9.175 42T	37.325 18
19	531	Autumn DeHarde	LaFleur Acad of Gym	9.425 22T	8.650 48T	9.575 3T	9.650 2	37.300 19
20	545	Kristen Politz	Rebound Gym Inc.	9.450 17T	9.550 6	8.850 46	9.425 17T	37.275 20
21T	540	Meredith Sylvia	Parkettes National G	9.450 17T	8.925 39T	9.475 9T	9.400 21	37.250 21T
21T	527	Tra'Vanni Jacobs	HHGC Elite	9.325 31T	9.375 16T	9.250 28	9.300 32T	37.250 21T

# 2015 Womens JO National Championships

## Meet Results





May 15-17, 2015

Rank	Num	Name	Gym					AA
23	534	Kyana George	Metroplex Gym	9.525 11T	8.700 47	9.450 12T	9.550 7T	37.225 23
24T	543	Molly Russ	Queen City Gym/First	9.175 45T	9.375 16T	9.425 15T	9.125 44	37.100 24T
24T	523	Maddison Nilson	Gymcats Gym	9.275 36T	9.350 18	9.150 33T	9.325 27T	37.100 24T
26T	522	Morgan Alfaro	Gym-Max Gym	9.325 31T	9.125 32T	9.175 31T	9.450 15T	37.075 26T
26T	513	Mia Lord	DeVeau's School of G	9.275 36T	9.250 27	9.325 25T	9.225 39T	37.075 26T
28	548	Lauren Kent	Sonshine Gym	9.350 28T	9.075 35T	9.325 25T	9.300 32T	37.050 28
29	533	Mollie Korth	Madtown Twisters Gym	9.750 2	9.425 11T	8.225 54	9.600 4T	37.000 29
30	552	Jade Buford	Texas Dreams Gym	9.300 34T	8.825 42	9.500 8	9.325 27T	36.950 30
31	551	Molly Jozwiakowski	St. Louis Gym Centre	9.325 31T	9.100 34	9.150 33T	9.325 27T	36.900 31
32	535	Kylie Noonan	Midwest Gym Ctr	9.200 42T	8.725 46	9.450 12T	9.500 9T	36.875 32
33	549	Diana Chesnok	Southeastern Gym Ctr	9.500 15	9.500 7	8.450 52	9.375 22T	36.825 33
34T	505	Graycee Rushton	Arizona Dynamics Gym	8.875 51	9.400 14T	9.125 36T	9.275 34T	36.675 34T
34T	518	Alexa Calandra	Galaxy Gym	9.350 28T	8.800 43	9.150 33T	9.375 22T	36.675 34T
36T	519	Ryan Stach	Galaxy Gym	9.575 7T	9.075 35T	8.500 51	9.475 14	36.625 36T
36T	502	Taylor Worthington	Aim High Acad Inc	9.475 16	8.775 44	9.125 36T	9.250 37T	36.625 36T
38	536	Destinee Davis	Multnomah Athletic C	9.250 40	9.150 30T	9.125 36T	8.975 48	36.500 38
39	524	Rachel Benoit	Gym and More Inc.	9.050 49T	9.275 25T	9.375 19T	8.775 50	36.475 39
40	554	Cinny Lamberti	The Gym Factory Gray	9.550 9T	9.150 30T	9.050 40T	8.500 52T	36.250 40
41	547	Emily Szembrot	Rochester Gym Acad	8.800 52	8.950 38	9.200 29T	9.275 34T	36.225 41
42	525	Hanna Bergeson	Gym X-Calibur	8.750 53T	9.200 28T	9.175 31T	9.025 46T	36.150 42
43	537	Gabrielle Spencer	Multnomah Athletic C	9.450 17T	8.925 39T	8.400 53	9.325 27T	36.100 43
44	510	Sienna Brane	Cascade Elite Gym	9.075 47T	9.200 28T	8.550 49T	9.225 39T	36.050 44

# 2015 Womens JO National Championships

## Meet Results

May 15-17, 2015

Rank	Num	Name	Gym					AA
45	503	Autumn Jorgensen	All American Gym-UT	9.450 17T	8.300 52	9.475 9T	8.725 51	35.950 45
46	532	Annie Johnson	Legacy Gym	8.650 55	7.875 53	9.475 9T	9.500 9T	35.500 46
47	546	Peyton Hinterberger	Rochester Gym Acad	9.375 26T	7.800 54	8.900 44	9.375 22T	35.450 47
48	529	Erica Fontaine	Hill's Gym	9.200 42T	8.425 50	8.550 49T	9.250 37T	35.425 48
49	544	Maela Lazaro	Rainbow Gym Acad	9.225 41	9.125 32T	8.875 45	8.075 55	35.300 49
50	556	Lauren Marshall	Ultimate Gym of Gurn	9.400 25	7.775 55	8.675 47	9.200 41	35.050 50
51T	501	Hunter Vincent	Aerial Gym Club	9.275 36T	7.550 56	9.050 40T	9.025 46T	34.900 51T
51T	526	Lauren Lauro	Hawaiian Island Twis	8.750 53T	8.750 45	9.100 39	8.300 54	34.900 51T
51T	506	Ryan Henry	Bart Conner Gym Acad	9.075 47T	8.400 51	8.925 43	8.500 52T	34.900 51T
54	514	Hannah Bowles	Dynamic Gym Acad	9.050 49T	8.650 48T	7.525 55	9.050 45	34.275 54
55	541	Ashley Szafranski	Parkettes National G	9.200 42T	8.975 37	8.650 48	6.100 56	32.925 55
56	515	Katrina Coca	Dynamo Gym	8.450 56	9.400 14T	0.000 56	9.275 34T	27.125 56