





2015 Womens JO National Championships

Team Results

May 15-17, 2015

Page: 1
 Printed: 5/16/2015 8:52:27 PM
 Women / 10 / Junior D
 Session: 4JD

Rank	Gym	Team	Score				
1	Team CR1	CR1	152.525	38.600 1	37.850 3	37.950 3	38.125 1
2	Team CR7	CR7	152.150	38.525 2	37.650 6	38.050 1	37.925 2T
3	Team CR3	CR3	151.925	38.375 4	37.950 1	38.000 2	37.600 6
4	Team CR8	CR8	151.700	38.475 3	37.775 4	37.725 4T	37.725 5
5	Team CR5	CR5	151.450	38.100 6	37.925 2	37.500 6	37.925 2T
6	Team CR6	CR6	150.900	38.175 5	37.425 7	37.725 4T	37.575 7
7	Team CR4	CR4	150.575	38.075 7	37.675 5	36.950 7	37.875 4
8	Team CR2	CR2	145.425	37.575 8	36.400 8	34.975 8	36.475 8