





2015 Womens JO National Championships

Team Results

May 15-17, 2015

Page: 1
 Printed: 5/16/2015 7:03:54 PM
 Women / 10 / All Ages
 Session: 3JC

Rank	Gym	Team	Score				
1	Team CR7	CR7	153.025	39.025 1	37.625 5	37.925 2	38.450 1
2	Team CR8	CR8	152.550	38.525 4	38.200 1	37.800 5	38.025 2
3	Team CR3	CR3	151.625	38.675 2T	37.475 6	37.825 3T	37.650 4
4	Team CR5	CR5	151.450	37.675 6	37.900 2	38.175 1	37.700 3
5T	Team CR1	CR1	151.250	38.675 2T	37.750 3	37.675 6	37.150 8
5T	Team CR4	CR4	151.250	38.150 5	37.700 4	37.825 3T	37.575 5
7	Team CR2	CR2	148.525	37.275 7	36.325 7	37.400 7	37.525 6
8	Team CR6	CR6	147.025	37.075 8	36.000 8	36.475 8	37.475 7