





2015 Womens JO National Championships

Team Results

May 15-17, 2015

Rank	Gym	Team	Score				
1	Team CR5	CR5	152.000	38.250 2	37.725 2	38.075 2	37.950 2
2	Team CR3	CR3	151.575	38.425 1	37.200 4	37.925 4	38.025 1
3	Team CR4	CR4	151.100	37.375 6	37.850 1	38.250 1	37.625 3
4	Team CR8	CR8	150.650	37.825 3	37.550 3	37.700 5	37.575 4
5	Team CR1	CR1	149.325	37.625 5	36.375 5T	37.950 3	37.375 6
6	Team CR7	CR7	148.950	37.650 4	36.375 5T	37.475 6	37.450 5
7	Team CR6	CR6	146.200	37.000 7	35.550 8	37.200 7	36.450 7
8	Team CR2	CR2	145.375	36.250 8	35.800 7	37.000 8	36.325 8