

# 2015 Womens JO National Championships

## Meet Results

May 15-17, 2015





Page: 1

Printed: 5/15/2015 4:27 PM

Women / 10 / All Ages

Session: 1JA





Judge's Signatures

Rank	Num	Name	Gym					AA
1	154	Alyssa Al-Ashari	Twistars USA Inc.	9.575 6	9.600 1T	9.600 5	9.525 4	38.300 1
2	118	Kelsey Knox	Dynamo Gym	9.500 9T	9.575 3	9.650 2T	9.500 5T	38.225 2
3	138	Chae Campbell	Metroplex Gym	9.900 1	9.300 12T	9.375 26T	9.625 1	38.200 3
4	153	Tori Tatum	Twin City Twisters	9.500 9T	9.600 1T	9.575 6	9.475 7T	38.150 4
5	151	Kiya Johnson	Texas Dreams Gym	9.700 2	9.250 16T	9.500 8T	9.475 7T	37.925 5
6	137	Sonte Turnage	Legacy Elite Gym LLC	9.625 4	9.375 9	9.425 13T	9.475 7T	37.900 6
7	136	Andrea Li	Legacy Elite Gym LLC	9.475 14T	9.325 10T	9.625 4	9.450 11T	37.875 7
8	125	Eliana Lazzari	Gym Nasti	9.500 9T	9.425 7	9.425 13T	9.500 5T	37.850 8
9	128	Amanda Cashman	Gymland/Arena Gym	9.600 5	9.325 10T	9.350 28T	9.475 7T	37.750 9
10	123	Piper Smith	First in Flight	9.375 20	9.475 6	9.400 19T	9.450 11T	37.700 10
11	135	Kinsey Davis	KPAC	9.500 9T	9.500 5	9.475 11T	9.200 30T	37.675 11
12	106	Sierra Brooks	Aspire Gym Acad	9.550 7T	9.175 18T	9.425 13T	9.350 18T	37.500 12
13	122	Lauren Little	Everest Gym	9.450 16	9.250 16T	9.400 19T	9.350 18T	37.450 13
14	127	Sydney Gonzales	Gym-Max Gym	9.675 3	9.075 28T	9.500 8T	9.175 33T	37.425 14
15	155	Emily Lopez	Wildfire Gym	9.350 21T	9.175 18T	9.425 13T	9.375 16T	37.325 15
16	139	Sunisa Lee	Midwest Gym Ctr	9.400 17T	9.550 4	9.650 2T	8.700 47	37.300 16
17	152	Skylar Killough-Wilhelm	Triad Gym	9.125 35T	9.400 8	9.350 28T	9.325 21T	37.200 17
18T	146	Jessica Hutchinson	Silvia's Gym LLC	9.475 14T	8.825 37	9.325 31T	9.550 2T	37.175 18T
18T	145	Jillian Hoffman	SCEGA Gym	9.400 17T	9.000 32	9.400 19T	9.375 16T	37.175 18T
20	133	Madeleine Johnston	Hill's Gym	9.300 24T	9.050 31	9.425 13T	9.325 21T	37.100 20
21T	121	Gabrielle Gallentine	Everest Gym	9.350 21T	8.950 33	9.425 13T	9.325 21T	37.050 21T
21T	109	Emily Holmes-Hackerd	Brestyan's American	9.300 24T	9.125 22T	9.400 19T	9.225 27T	37.050 21T

# 2015 Womens JO National Championships

## Meet Results





May 15-17, 2015

Rank	Num	Name	Gym					AA
23	105	Baleigh Garcia	American Twisters	9.500 9T	9.275 15	9.400 19T	8.850 45	37.025 23
24	104	Danielle Sievers	All American Gym-SD	9.200 30T	9.125 22T	9.350 28T	9.275 25T	36.950 24
25T	115	Sophia Groth	Chow's Gym	9.275 26T	9.100 26T	9.675 1	8.775 46	36.825 25T
25T	120	Grace Johnson	Emerald City Gym Aca	9.125 35T	9.125 22T	9.400 19T	9.175 33T	36.825 25T
27	102	Kaitlyn Lyle	Airborne Gym-CA	9.200 30T	8.600 45	9.525 7	9.400 15	36.725 27
28T	147	Jordan Bowers	Solid Rock Gym	8.900 46T	9.300 12T	8.900 44T	9.550 2T	36.650 28T
28T	143	Jada Mangahas	Parkettes National G	9.225 29	9.175 18T	9.225 35	9.025 40	36.650 28T
30	149	Olivia Hollingsworth	Stars Gym Training C	9.325 23	9.075 28T	8.800 49	9.425 14	36.625 30
31	107	Courtney Tsunoda	Azarian U.S. Gym Tra	9.075 38	8.750 40T	9.500 8T	9.225 27T	36.550 31
32	129	Dani Petrousek	Gym Acad of Rockford	8.925 45	8.750 40T	9.325 31T	9.350 18T	36.350 32
33	132	Madelyn Williams	Head Over Heels	9.150 32T	9.125 22T	8.850 46T	9.200 30T	36.325 33
34	130	Kalyxta Gamiao	Hawaiian Island Twis	8.875 48T	9.075 28T	9.150 38T	9.200 30T	36.300 34
35	101	Katherine LeVasseur	Aerial Athletics	8.825 50T	8.750 40T	9.400 19T	9.175 33T	36.150 35
36	124	Reese McClure	Frederick Gym Club	9.275 26T	8.325 50	9.375 26T	9.100 36T	36.075 36
37	156	Brooklynn Bloxom	WOGA Gym	9.050 39	8.875 35	8.650 51	9.300 24	35.875 37
38T	144	Jersey Dillman	Rochester Gym Acad	9.550 7T	7.550 54	9.475 11T	9.275 25T	35.850 38T
38T	148	Hunter Dula	Southeastern Gym Ctr	8.875 48T	9.300 12T	9.275 34	8.400 52T	35.850 38T
40	140	Abbie Thompson	Orlando Metro Gym	9.025 40	8.500 47	8.850 46T	9.450 11T	35.825 40
41	126	Gianna Gerdes	Gym X-Treme LTD.	9.400 17T	9.150 21	8.850 46T	8.400 52T	35.800 41
42	142	Jenna Coleman	Parkettes National G	9.000 41T	8.725 43T	8.925 43	9.100 36T	35.750 42
43	134	Audrey Rodriguez	Jaycie Phelps Athlet	9.100 37	8.725 43T	8.900 44T	8.950 42T	35.675 43
44	113	Jasmine Lee	Cascade Elite West	9.000 41T	8.275 51	9.300 33	9.000 41	35.575 44

# 2015 Womens JO National Championships

## Meet Results

May 15-17, 2015

Rank	Num	Name	Gym					AA
45	108	Stephanie Berger	Brestyan's American	9.000 41T	8.850 36	9.125 40	8.550 49T	35.525 45
46	150	Zoe Kyriakopoulos	Stumpfs Gym Ctr	8.900 46T	8.475 48T	9.200 36T	8.900 44	35.475 46
47	110	Simona Kerekes	Brestyan's American	9.150 32T	9.100 26T	9.100 41	8.050 54	35.400 47
48	116	Victoria Loomis	Denton Gym Acad	8.350 54	8.925 34	8.250 55	9.100 36T	34.625 48
49	114	Liese Watson	Cascade Elite West	8.825 50T	8.800 38T	8.400 53	8.550 49T	34.575 49
50	111	Ashleigh Cate	Cascade Elite West	8.775 52	8.250 52	8.500 52	8.950 42T	34.475 50
51	119	Angeline Grabmeier	Elite Gym Acad-MA	9.000 41T	7.950 53	8.350 54	9.050 39	34.350 51
52	103	Marissa Jencks	All American Gym-SD	9.150 32T	6.875 55	8.750 50	9.225 27T	34.000 52
53	141	Amelia Cassaday	Parkettes National G	8.750 53	8.550 46	8.000 56	8.500 51	33.800 53
54	112	Kaeli Cunningham	Cascade Elite West	9.250 28	8.800 38T	8.950 42	0.000 56	27.000 54
55	131	Madeline Tyau	Hawaiian Island Twis	0.000 55T	8.475 48T	9.150 38T	8.000 55	25.625 55
56	117	Aubrey Zazula	Desert Lights Gym	0.000 55T	0.000 56	9.200 36T	8.650 48	17.850 56