





2014 Level 10 JO Nationals

Team Results

May 9-11, 2014

Page: 1
 Printed: 5/10/2014 8:39:39 PM
 Women / 10 / All Ages
 Session: All

Rank	Gym	Team	Score				
1	Team R5	R5	155.300	39.225 1	38.475 1	38.600 2	39.000 2
2T	Team R8	R8	154.400	39.175 2	37.950 4	38.700 1	38.575 6
2T	Team R3	R3	154.400	38.950 6	38.000 2T	38.375 3	39.075 1
4	Team R4	R4	153.975	39.025 4	38.000 2T	38.225 6	38.725 4T
5	Team R1	R1	153.900	39.050 3	37.850 5	38.250 5	38.750 3
6	Team R7	R7	153.775	39.000 5	37.775 6	38.275 4	38.725 4T
7	Team R6	R6	151.725	38.700 7	36.950 8	37.900 7	38.175 7
8	Team R2	R2	150.950	38.400 8	37.100 7	37.475 8	37.975 8