





2014 Level 10 JO Nationals

Team Results

May 9-11, 2014

Page: 1
 Printed: 5/9/2014 9:48:08 PM
 Women / 10 / Jr B
 Session: 2J

Rank	Gym	Team	Score				
1	Team R7	R7	152.300	38.250 3	37.450 1T	38.150 1	38.450 1
2	Team R5	R5	151.575	38.100 5	37.375 3	38.025 2	38.075 4
3	Team R8	R8	151.475	38.500 2	37.450 1T	37.625 5	37.900 5
4	Team R1	R1	151.150	38.600 1	37.100 4	37.350 6	38.100 3
5	Team R3	R3	150.750	38.075 6	36.975 5	37.825 4	37.875 6
6	Team R4	R4	150.650	38.125 4	36.225 6	37.950 3	38.350 2
7	Team R6	R6	148.000	37.100 7	36.175 7	36.975 7	37.750 7