

2013 Level 10 JO Nationals

Team Results





Women - Jr D

Page: 1

Printed on: 5/11/2013

at: 8:55 PM

Saturday, May 11, 5:00pm

Rank	Gym	Team	Score				
1	Team R7	R7	152.150	38.950 1	36.975 2	37.350 2	38.875 1
2	Team R3	R3	150.375	37.725 7	37.375 1	37.200 3	38.075 5
3	Team R5	R5	150.325	38.300 2	36.875 3	36.725 6	38.425 3
4	Team R8	R8	150.225	38.200 3	36.350 5	37.375 1	38.300 4
5	Team R1	R1	149.725	38.100 5	36.850 4	36.825 5	37.950 6
6	Team R6	R6	149.450	37.875 6	36.150 6	36.950 4	38.475 2
7	Team R4	R4	147.650	38.150 4	35.775 7	36.225 7	37.500 7
8	Team R2	R2	145.225	37.475 8	35.050 8	35.575 8	37.125 8

