

2013 Level 10 JO Nationals

Team Results





Women - Jr B

Page: 1

Printed on: 5/10/2013

at: 11:07 PM

Friday, May 10, 5:00pm

Rank	Gym	Team	Score				
1	Team R1	R1	151.300	39.000 1	36.675 6	37.225 4	38.400 1
2	Team R3	R3	151.175	38.025 4	37.125 3	37.675 1	38.350 2
3	Team R8	R8	150.425	38.200 2	37.000 4	37.525 2	37.700 7
4	Team R4	R4	150.275	38.125 3	36.850 5	37.025 6	38.275 3
5	Team R5	R5	150.175	37.550 5	37.200 1	37.400 3	38.025 4
6	Team R7	R7	149.100	37.175 7	37.150 2	37.050 5	37.725 6
7	Team R6	R6	147.575	37.425 6	35.400 7	36.850 7	37.900 5
8	Team R2	R2	140.275	36.175 8	34.650 8	34.575 8	34.875 8

