






































26th FIG Trampoline Gymnastics World Age Group Competitions 15-18 November, St.Petersburg, Russia
Individual trampoline – IND Men 17-21 – Qualification

					S1	S2	S3	S4	S5	S6	S7	S8	S9	S10	L	E	D	H	Time	Total	Score	
1.	#14110	SELYUTIN	Oleg	 RUS	1998	0 4	2 4	0 4	2 4	0 4	2 6	0 4	2 5	0 4	3 5	0	18.9 15.6		9.90 9.40	17.665 16.795	46.465 57.195	103.660
2.	#30849	DUDARAU	Aliaksei	 BLR	1999	0 2	0 4	0 4	2 2	0 4	2 4	2 4	2 5	0 4	4 6	0 1	18.8 16.0		9.10 9.20	17.765 16.530	45.665 57.730	103.395
3.	#31288	CHARTIER	Julian	 FRA	1999	0 4	2 4	0 3	2 4	1 4	2 4	2 4	2 4	4 6	4 6	2 0	17.9 15.7		9.10 9.30	17.600 17.235	44.600 58.235	102.835
4.	#14109	ZENKIN	Dmitrii	 RUS	1997	2 4	0 7	2 6	2 4	2 4	0 6	2 6	0 4	0 4	4 5	2 2	18.4 14.8		9.80 9.20	18.045 17.315	46.245 56.515	102.760
5.	#25105	TAVARES	Ruben	 POR	2001	0 4	1 4	0 4	4 4	2 4	4 5	2 5	2 4	2 4	2 4	0	18.1 15.8		9.10 9.60	18.000 16.670	45.200 57.070	102.270
6.	#14112	KRIVONOS	Vitaly	 RUS	1997	2 4	0 7	2 6	2 4	2 6	0 6	2 6	0 6	1 4	2 6	2 1	18.5 14.4		9.20 9.10	17.585 16.750	45.285 56.450	101.735
7.	#32830	GRACHYOV	Igor	 KAZ	2000	0 5	1 4	0 6	2 4	2 4	2 6	0 6	2 5	0 4	3 6	0	18.8 15.0		9.50 9.30	17.775 16.515	46.075 55.415	101.490
8.	#24484	WALKES	Corey	 GBR	2001	0 4	2 6	0 8	2 6	2 5	0 6	3 6	0 4	2 4	2 5	0	18.7 14.6		9.70 9.00	18.030 16.555	46.430 54.955	101.385
9.	#30325	BRETSCHER	Paul	 USA	1997	0 4	2 4	2 4	2 5	3 5	2 6	3 6	0 4	2 4	2 6	1 1	18.1 15.1		9.30 9.60	17.600 16.190	45.000 56.290	101.290
10.	#23392	DOROGIN	Alexey	 RUS	1999	2 4	2 4	2 4	0 4	2 6	0 6	0 6	1 4	0 6	3 6	0 1	18.8 14.9		9.60 8.90	17.395 16.265	45.795 55.465	101.260
11.	#17550	MIYANO	Toma	 JPN	1998	0 4	2 4	2 6	0 4	2 4	0 6	4 6	2 6	4 6	4 4	2 0	17.8 15.0		9.40 9.10	17.290 16.900	44.490 -0.4 → 56.600	101.090
12.	#24358	MAKRIS	Dimitrios	 GRE	2001	2 3	2 2	2 4	2 4	2 6	0 3	0 4	0 2	1 4	3 4	0	18.6 16.4		9.50 9.10	16.830 16.615	44.930 55.915	100.845
13.	#30397	PADILLA	Ruben	 USA	2001	1 2	0 6	2 8	0 5	2 6	1 6	2 6	0 4	2 4	1 5	0	18.9 14.8		9.50 9.20	16.470 15.495	44.870 54.895	99.765
14.	#36681	LAIDLAW	Reegan	 NZL	2001	2 4	4 2	2 4	2 4	2 4	2 5	3 6	2 7	4 5	2 6	2 2	17.3 15.1		9.80 9.40	17.340 16.005	44.440 55.305	99.745
15.	#31026	BRADSHAW	Alex	 GBR	1999	0 5	2 4	2 6	1 7	2 6	2 6	4 6	2 4	5 6	4 6	0	17.6 14.4		9.30 9.20	17.500 16.740	44.400 55.340	99.740
16.	#32650	LAVINO	Marco	 ITA	2001	0 3	2 4	4 6	2 4	2 6	0 4	2 3	2 3	1 4	3 4	0 1	18.2 15.8		9.80 8.90	17.135 15.995	45.135 54.495	99.630
17.	#34732	WISE	Phoenix	 AUS	2001	0 4	2 4	4 6	2 4	2 6	4 6	2 6	0 4	0 5	2 6	0	18.2 14.9		9.50 9.30	17.335 16.575	45.035 54.575	99.610
18.	#11981	TARBES	Bruno	 FRA	1997	0 4	1 4	2 5	2 4	2 6	1 4	2 4	0 5	2 4	6 6	0	18.2 15.4		9.10 9.00	17.215 16.265	44.515 54.865	99.380
19.	#24168	FOMCHANKA	Mikita	 BLR	2001	0 4	0 4	0 6	2 4	2 6	3 6	2 6	0 6	0 6	4 6	4 1	18.3 14.5		9.10 9.00	17.590 15.970	44.990 54.270	99.260
20.	#24918	SCHULDT	Matthias	 GER	2000	1 5	2 5	0 5	3 5	2 6	4 4	4 4	2 5	4 5	2 6	2 2	17.4 14.8		9.30 9.20	17.320 16.770	44.020 55.170	99.190
21.	#9308	MIHALEV	Mariyan	 BUL	1999	0 3	0 2	0 6	2 6	0 6	2 6	0 6	2 8	2 8	4 8	0	18.8 14.1		9.30 9.20	17.220 16.045	45.320 53.745	99.065
22.	#30787	GURER	Mert	 TUR	2000	0 3	0 1	2 6	3 4	0 4	2 4	3 4	4 4	0 4	2 6	4 1	18.0 15.9		9.50 8.50	17.075 16.375	44.575 54.175	98.750
23.	#24200	VILARASAU	Robert	 ESP	2001	0 4	2 4	1 4	2 4	4 6	2 5	2 6	2 2	2 4	2 6	1 0	18.0 15.5		9.30 9.10	17.650 16.300	-2.0 → 42.950 55.700	98.650
24.	#19938	ANTONS	Dmitrijs	 LAT	1997	3 4	4 4	3 4	2 4	4 4	0 1	2 6	2 6	0 5	2 6	0	17.8 15.6		8.80 8.60	16.915 16.160	43.515 54.760	98.275
25.	#25102	MAGALHAES	Miguel	 POR	1999	0 6	2 5	2 4	4 6	4 6	2 8	4 6	2 4	6 4	4 6	2	16.8 14.3		9.60 9.30	17.170 15.865	43.570 54.465	98.035
26.	#31000	UNNO	Hiroto	 JPN	2000	0 4	1 6	2 8	0 8	4 8	2 10	2 6	1 8	3 7	4 6	0 1	18.1 12.8		9.10 8.50	18.115 15.760	45.315 52.660	97.975
27.	#22944	TEILLERS	Roeland	 NED	1998	0 6	1 6	1 6	2 6	2 6	2 6	2 5	4 4	2 6	4 6	1 3	17.9 14.0		9.50 8.40	17.455 15.825	-0.3 → 44.555 53.025	97.580
28.	#36174	BAI	Ethan	 NZL	1998	0 5	0 4	0 6	2 4	0 6	5 6	4 5	4 7	4 6	3 6	0	17.8 14.5		9.60 9.30	16.975 15.355	44.375 53.155	97.530

					S1	S2	S3	S4	S5	S6	S7	S8	S9	S10	L	E	D	H	Time	Total	Score	
29.	#24908	HARTMANN	Felix	 GER	1999	0 4	1 6	3 5	0 4	2 7	2 7	3 6	4 4	5 6	2 6	4 2	17.4 14.3		8.90 9.30	16.805 15.870	43.105 54.070	97.175
30.	#25023	BUYUKARSLAN	Dogukan	 TUR	1999	0 4	2 4	2 6	1 6	3 4	0 4	4 6	4 4	0 6	4 6	2 2	17.8 14.8		9.00 8.60	17.285 16.125	44.085 52.625	96.710
31.	#30970	SHAPAR	Dan	 ISR	2001	2 4	2 4	2 6	4 8	4 8	2 6	2 6	2 6	2 5	4 2	0 13.9		9.60 8.70	16.485 15.770	43.485 52.370	95.855	
32.	#32808	AKHMADALIEV	Boburjon	 UZB	2001	0 2	2 2	2 6	2 4	3 6	2 4	3 6	2 4	2 6	2 3	0 15.3		9.40 8.80	16.800 16.110	44.200 51.610	95.810	
33.	#36892	MOL	Jordy	 NED	2001	0 6	2 6	2 6	2 5	0 6	4 6	2 6	2 4	2 8	4 4	0 13.7		9.30 9.30	16.755 15.355	44.055 51.655	95.710	
34.	#24380	BERGSMA	Daan	 NED	2000	3 6	2 8	2 6	0 2	2 6	4 4	4 6	1 8	2 6	2 6	0 0	17.8 14.2		9.60 9.30	16.780 15.615	44.180 51.415	95.595
35.	#35589	LAGACE	Benjamin	 CAN	1999	2 2	1 1	1 3	2 1	2 4	2 2	2 4	2 6	4 6	6 1	4 16.4		9.50 8.4	17.585 16.905	44.285 51.105	95.390	
36.	#34100	NURKHOJAYEV	Akram	 KAZ	2001	2 4	2 6	2 6	2 4	2 4	3 4	2 6	2 5	1 6	4 7	0 2	17.8 14.6		9.60 9.30	16.270 15.055	43.670 51.055	94.725
37.	#33148	BRUHIN	Loan	 SUI	2001	1 4	2 4	2 8	4 6	3 5	4 6	6 5	3 4	2 6	3 6	20 2	15.0 14.4		9.00 9.10	17.310 15.860	41.310 53.360	94.670
38.	#19917	STOTZ	Ralph	 ARG	1999	1 5	2 6	1 6	2 4	3 6	3 6	2 6	2 2	4 3	4 6	1 1	17.5 14.9		9.00 9.10	16.515 15.940	43.015 51.540	94.555
39.	#13890	CHEMEL	Noe	 FRA	1997	2 4	0 5	0 3	2 4	2 6	2 4	2 4	0 6	2 8	4	0	18.4 13.6		9.50 7.70	16.945 14.405	44.845 -0.2 → 49.505	94.350
40.	#11325	NOZADZE	Zurab	 GEO	1997	2 4	1 4	4 4	2 5	2 6	2 4	2 4	2 6	2 6	2 20	17.7 13.5		8.90 8.70	16.385 15.120	42.985 50.920	93.905	
41.	#36233	BUBNER	Jacob	 GER	2001	1 6	1 4	2 6	4 4	3 6	2 6	4 4	6 6	2 6	4 6	0 1	17.1 14.5		9.40 9.00	16.110 15.435	42.610 51.035	93.645
42.	#33782	GARCIA	Guillermo	 ESP	2001	4 5	3 4	4 6	6 8	4 6	2 6	2 4	2 6	3 7	4 2	2 14.0		9.40 8.90	15.610 15.255	41.410 51.355	92.765	
43.	#23721	MITEV	Mihael	 BUL	2001	1 4	1 4	1 6	3 4	2 6	2 6	4 4	2 4	4 5	6	0	17.4 13.7		9.60 8.20	17.040 14.760	44.040 48.360	92.400
44.	#36366	ISMAEL	Seifaldeen	 EGY	2001	3 4	2 5	4 4	2 5	4 4	2 2	4 4	2 2	4 5	0 0	16.9 16.3		9.20 9.5	15.580 15.065	41.680 50.265	91.945	
45.	#19928	TUURI	Antti	 FIN	2000	4 6	2 6	4 8	4 5	4 6	2 6	5 6	4 7	2 6	4 8	0 4	16.5 13.2		9.70 9.00	15.495 14.920	41.695 50.220	91.915
46.	#18164	TOBIAS	Lucas	 BRA	1999	2 4	1 4	1 6	2 6	4 6	1 4	4 6	4 6	2 8	2	2	17.5 13.0		9.60 7.70	16.750 14.230	43.850 46.730	90.580
47.	#32648	VALLE	Jordi	 ITA	2000	4 5	3 6	4 6	2 4	4 6	2 6	3 6	0 6	4 6	3	0	17.1 12.9		9.30 8.20	17.360 14.390	43.760 46.490	90.250
48.	#30064	BOOYSEN	Jordan	 RSA	2001	2 7	3 8	4 9	3 9	5 9	6 8	4 8	2 6	4 8	6 8	2 4	15.9 11.8		9.80 9.30	15.855 14.870	41.555 48.670	90.225
49.	#44820	HENNING	Enzo	 RSA	2001	3 7	4 6	6 7	5 6	5 8	5 8	6 8	8 6	6 8	5 10	4 4	14.3 12.2		9.40 9.40	15.635 14.625	39.335 49.125	88.460
50.	#30969	LEVY	Hadar Moni	 ISR	1998	2 6	4 6	2 8	2 5	2 6	2 6	4 6	4 8	4 7	5	0	16.9 12.2		9.60 7.70	16.215 13.745	42.715 44.445	87.160
51.	#45358	LEE	Kwun Wai	 HKG	1998	7 6	6 4	5 4	4 4	6 6	4 3	4 6	4 4	4 4	6 4	1 0	14.9 15.5		9.10 9.40	15.560 15.710	39.560 46.810	86.370
52.	#24952	FELIX	Joao	 POR	2001	1 4	2 6	0 6	2 8	4 6	2 8	2 8	4 6	4	6 2	2	17.1 10.8		9.70 7.10	17.685 12.990	44.485 39.390	83.875
53.	#23366	WIZANI	Benny	 AUT	2001	2 6	1 5	2 4	2 4	0 5	3 6	8 4		6			12.2 13.6		6.60 7.70	12.915 15.575	31.715 50.075	81.790
54.	#29270	LAVALLEE	Zachary	 CAN	2000	4 6	4 6	4 6	4 6	2 6	4 8	2 8	4 8	4	4	0	16.4 9.4		9.70 9.3	16.625 10.990	42.725 35.490	78.215
55.	#36589	NXOBO	Liyema	 RSA	2001	2 6	4 6	4 6	4 6	3 6	6 8	6 8	5	4	4	2	15.6 8.2		9.10 5.20	15.150 9.240	39.850 30.740	70.590
56.	#24381	ABRAHAMS	Michael	 NED	2001	2 4	2 4	2 4	2 8	4	2	4	2	4	4	2	17.0 6.0		9.70 6.1	17.520 7.030	44.220 22.530	66.750
57.	#31489	BEST	Moritz	 GER	2000	0 4	0 6	2 6	2 6	0	2	2	2	2	4	0	18.4 5.8		9.30 4.5	17.480 6.610	45.180 20.110	65.290
58.	#25167	GULYUZ	Atakan	 TUR	1998	4 4	4 3	4 6		2 8	6	4	5	5	4	1	4.8 15.2		2.50 9.20	4.940 15.810	12.240 51.210	63.450
59.	#37005	WATTS	Benjamin	 GBR	1999	1 6	2 4	0 6	2	3	5	2	2	2	4	17.5 4.4		9.40 4.7	17.630 5.405	44.530 17.305	61.835	

					S1	S2	S3	S4	S5	S6	S7	S8	S9	S10	L	E	D	H	Time	Total	Score
60.	#24996	RIOU	Florestan	 FRA	2001	2 2	2 4	0	3	2	2	2	2	2	0	18.1 3.4		9.40 2.00	17.805 3.660	45.305 12.660	57.965
61.	#24176	YAKIMAU	Artsem	 BLR	1998	0 4	2 8	0	2	0	2	2	2	4	0	18.4 2.8		9.40 1.80	17.100 3.450	44.900 11.650	56.550
62.	#33783	DOMURO	Lucas	 ESP	2000	0 6	2 5	4	2	4	2	2	4	3	2	17.3 2.9		9.60 1.90	16.185 3.260	43.085 11.160	54.245
63.	#23726	YORDANOV	Ivelin	 BUL	2000	4 4	2 5	2	3	3	2	4	4	5	4	16.3 3.1		9.00 1.80	16.825 3.510	42.125 11.210	53.335
64.	#34535	HUSSEIN	Khaled	 EGY	2001	2 4	2 4	2	2	4	4	2	4	3	4	17.1 3.2		8.90 2.00	16.350 3.245	42.350 10.745	53.095
65.	#35873	JOHNSTON	David	 CAN	2000	2 4	2 6	4	2	4	5	4	5	6	4	15.9 3.0		9.20 1.80	16.755 3.365	41.855 11.165	53.020
66.	#30826	MINI- AKHMETAU	Ihar	 BLR	2001	0 2	0	0	2	1	2	2	0	0	3	18.9 1.8		9.50 0.90	17.185 1.750	45.585 6.250	51.835
67.	#13786	LAGINHA	Marco	 POR	1997	2 6	2	4	4	4	4	4	4	6	4	15.8 1.4		9.50 1.00	17.150 1.755	42.450 5.955	48.405
68.	#33752	DWYER	Kai	 CAN	2001	2 8	2	4	2	4	4	6	6	5	4	16.0 1.2		9.40 0.90	17.110 1.790	42.510 5.590	48.100
69.	#24735	SANCHEZ	Raul	 ESP	2001	1	2	2	4	2	2	3	3	3	4	17.4		9.30	17.100	43.800 0	43.800
70.	#34085	PARFENOV	Daniil	 KAZ	2000	3 3	4 3									3.3 3.4		1.80 1.80	3.390 3.430	8.490 11.630	20.120

Generated by sporttech.io official scoring system at Nov 14, 2018 6:55:18 PM. Live results at www.sporttech.io/explore.

