









# 2003 US NATIONAL CHAMPIONSHIPS

## Senior Men Finals / AA

June 19 - 22, 2003



### Combined All-Around Standings

Rnk	Bib	Name								Total	Comb. Total
1	18	HAMM, PAUL	Prelims	9.575	9.750	8.925	9.600	9.625	9.575	57.050	(1)
		CHEV-SWS	Finals	9.400	9.800	8.900	9.625	9.350	9.200	56.275	(2)
2	1	GATSON, JASON	Prelims	9.325	9.450	9.650	9.225	9.800	9.225	56.675	(2)
		CHEV-USO	Finals	9.400	9.450	9.725	9.300	9.925	7.850	55.650	(4)
3	4	WILSON, BLAINE	Prelims	9.525	7.900	9.825	9.800	9.600	9.125	55.775	(3)
		CHEV-OH	Finals	9.325	8.900	9.675	9.650	9.600	9.200	56.350	(1)
4	17	HAMM, MORGAN	Prelims	9.675	9.100	8.975	9.450	8.925	9.350	55.475	(5)
		CHEV-SWS	Finals	9.575	9.625	9.075	9.500	8.775	9.250	55.800	(3)
5	2	MCCLURE, BRETT	Prelims	9.000	9.650	9.050	9.550	9.200	8.950	55.400	(6)
		CHEV-USO	Finals	9.300	9.675	8.300	9.600	9.350	9.300	55.525	(5)
6	5	BHAVSAR, RAJ	Prelims	9.100	9.400	9.525	9.900	9.250	8.000	55.175	(7)
		CHEV-OH	Finals	9.350	8.900	9.475	9.800	9.200	8.275	55.000	(6)
7	16	YOUNG, GUARD	Prelims	9.400	9.425	9.325	9.400	9.625	8.550	55.725	(4)
		CHEV-OK	Finals	9.000	8.750	9.450	9.300	9.400	8.450	54.350	(13)
8	53	ARTEMEV*, ALEXANDER	Prelims	9.000	9.475	8.625	9.625	8.900	9.200	54.825	(8)
		GATTACA	Finals	8.925	9.475	8.800	9.550	8.725	9.300	54.775	(8)
9	13	DURANTE, DAVID	Prelims	8.975	9.425	9.000	9.125	8.750	9.400	54.675	(9)
		GAT-PALO	Finals	8.975	9.350	9.050	9.250	9.150	9.125	54.900	(7)
10	33	MCCAIN, STEVE	Prelims	8.700	8.600	8.650	9.300	8.800	9.450	53.500	(14)
		GATTACA	Finals	9.575	9.175	8.875	9.375	8.200	9.575	54.775	(8)
11	14	GILL, DAN	Prelims	9.375	8.950	8.350	9.625	8.650	8.800	53.750	(12)
		STANFORD	Finals	9.275	9.200	8.300	9.800	8.675	9.175	54.425	(12)
12	15	FURR, JASON	Prelims	9.175	8.000	9.625	9.200	8.400	9.000	53.400	(15)
		CHEV-HGA	Finals	9.150	8.650	9.425	9.750	9.200	8.400	54.575	(11)
13	28	STROTHER, CLAY	Prelims	9.050	9.325	8.325	9.525	8.825	8.650	53.700	(13)
		U OF MIN	Finals	9.300	9.375	8.450	9.350	8.900	8.550	53.925	(14)
14	10	THORNTON, TODD	Prelims	8.350	8.100	9.300	9.450	8.200	9.025	52.425	(23)
		CHEV-HGA	Finals	8.900	9.325	8.950	9.375	8.550	9.500	54.600	(10)
15	27	ALVAREZ, GUILLERMO	Prelims	9.400	9.400	8.500	9.600	8.475	8.550	53.925	(10)
		U OF MIN	Finals	8.850	9.150	8.500	9.525	8.425	8.450	52.900	(20)

16	29	FURNEY, DANIEL	Prelims	8.300	8.650	9.025	8.850	9.075	9.225	53.125	(17)
		U OF OKL	Finals	8.675	8.450	8.975	9.150	8.550	9.500	53.300	(18) 106.425
17	31	UMALI, FREDERICK	Prelims	8.600	8.150	8.900	9.450	7.750	9.500	52.350	(24)
		USOTC	Finals	8.925	9.225	8.875	9.000	8.650	8.875	53.550	(16) 105.900
18	55	NAKAMORI*, SHO	Prelims	8.875	8.400	8.375	9.300	8.825	8.900	52.675	(21)
		USOTC	Finals	8.800	8.925	8.450	9.250	8.700	9.000	53.125	(19) 105.800
19	24	MOORE, CODY	Prelims	7.725	9.550	8.425	8.550	8.900	8.375	51.525	(31)
		UC-BERK	Finals	9.175	9.475	8.325	8.900	8.850	9.175	53.900	(15) 105.425
20	51	SENDER*, DAVID	Prelims	8.675	8.450	9.050	9.650	8.600	8.100	52.525	(22)
		BUFFALO	Finals	8.950	8.475	9.050	9.500	8.400	8.425	52.800	(21) 105.325
21	11	BUCHER, DJ	Prelims	8.100	8.850	8.900	9.000	9.450	8.650	52.950	(18)
		GATT-QUE	Finals	8.825	8.550	8.850	9.075	9.100	7.875	52.275	(23) 105.225
22	52	HORTON*, JONATHAN	Prelims	8.800	8.600	8.800	9.200	8.800	9.100	53.300	(16)
		CYPRESS	Finals	8.625	8.400	8.800	9.000	7.600	9.000	51.425	(26) 104.725

Page: 1  
Rev: 0









## 2003 US NATIONAL CHAMPIONSHIPS

### Senior Men Finals / AA

June 19 - 22, 2003



## Combined All-Around Standings

Rnk	Bib	Name								Total	Comb. Total
23	22	VETERE, SCOTT	Prelims	8.650	9.150	9.325	8.750	7.350	8.700	51.925	(28)
		GAT-MICH	Finals	8.325	9.100	9.225	8.700	8.675	8.550	52.575	(22) 104.500
24	19	JONES, SANJUAN	Prelims	7.700	9.000	9.400	9.400	8.900	8.500	52.900	(20)
		CHEV-USO	Finals	8.450	8.850	9.350	9.200	7.650	7.900	51.400	(27) 104.300
25	30	MUELLER, HEATH	Prelims	8.600	8.725	8.400	9.050	8.700	8.850	52.325	(25)
		U OF OKL	Finals	8.450	8.700	8.250	9.100	8.300	9.050	51.850	(25) 104.175
26	8	MONAHAN, RANDY	Prelims	7.650	7.550	9.150	9.300	8.200	8.925	50.775	(34)
		OHIO	Finals	8.725	8.600	9.125	9.000	8.900	8.975	53.325	(17) 104.100
26	25	REAVIS, MICHAEL	Prelims	8.100	8.475	8.450	9.350	8.500	9.200	52.075	(27)
		U OF IOW	Finals	9.075	8.200	8.450	9.350	8.250	8.700	52.025	(24) 104.100
28	3	HOANG, LINH	Prelims	8.600	9.125	9.375	9.200	8.475	8.175	52.950	(18)
		GATT-HGA	Finals	7.900	7.750	9.375	8.900	8.500	8.150	50.575	(30) 103.525
29	9	DONOHUE, KEVIN	Prelims	8.675	8.550	8.550	9.300	8.375	8.175	51.625	(29)
		PENN ST	Finals	8.400	9.000	8.100	9.425	8.000	8.350	51.275	(28) 102.900





30	66	HELSEBY*, DEREK	Prelims	8.825	8.700	8.250	9.250	7.950	8.650	51.625	(29)
		HGA/GYM	Finals	8.400	8.900	8.200	8.650	8.050	7.300	49.500	(32) 101.125
31	75	HEFLIN*, R.J.	Prelims	9.050	8.300	8.275	9.150	7.300	8.000	50.075	(36)
		DAGGETT	Finals	9.175	8.850	8.050	9.000	7.950	7.900	50.925	(29) 101.000
32	26	CORRIGAN, GEOFFREY	Prelims	8.750	8.700	9.025	9.150	6.250	8.825	50.700	(35)
		U OF MIC	Finals	8.200	7.850	8.800	9.200	7.800	8.200	50.050	(31) 100.750
33	62	SHEN*, JASON	Prelims	8.050	8.450	7.675	9.175	8.575	8.100	50.025	(37)
		CHARLES	Finals	7.750	8.125	7.400	8.700	7.800	8.225	48.000	(33) 98.025
34	67	YAMAUCHI*, TYLER	Prelims	7.950	8.700	9.200	9.450	8.500	7.725	51.525	(31)
		HGA/GYM	Finals	0.000	8.100	9.425	9.450	8.900	0.000	35.875	(34) 87.400
35	54	ABDULLAH*, TAQIY	Prelims	9.200	8.500	7.950	8.950	8.600	9.025	52.225	(26)
		GATT-HGA	Finals	0.000	8.100	8.375	0.000	8.950	8.050	33.475	(35) 85.700
36	20	TOWNSEND, SEAN	Prelims	9.050	8.750	9.625	9.400	7.900	9.050	53.775	(11)
		GATT-HGA	Finals	0.000	0.000	9.675	0.000	8.900	9.275	27.850	(36) 81.625
37	23	ACKERMAN, GRAHAM	Prelims	9.200	0.000	0.000	9.800	8.250	8.275	35.525	(39)
		UC-BERK	Finals				9.525			9.525	(39) 45.050
38	44	ERWIN**, MARSHALL	Prelims			9.825				9.825	(41)
		STANFORD	Finals			9.650				9.650	(37) 19.475
39	45	JOHNSON**, JEFF	Prelims			9.700				9.700	(42)
		U OF WAS	Finals			9.625				9.625	(38) 19.325



2003 US NATIONAL  
CHAMPIONSHIPS  
Sr International Finals / AA  
June 19 - 22, 2003



Combined All-Around Standings





Rank	Bib	Name						Total	Comb. Total
1	166	KUPETS, COURTNEY	Prelims	8.775	9.500	9.600	9.350	37.225 (4)	
		HILL'S	Finals	9.175	9.500	9.650	9.400	37.725 (2)	74.950
2	177	SCHWIKERT, TASHA	Prelims	9.275	8.850	9.525	9.275	36.925 (6)	
		GYMCATS	Finals	9.425	9.575	9.350	9.450	37.800 (1)	74.725
2	182	WISE, HOLLIE	Prelims	8.975	9.500	9.725	9.075	37.275 (3)	
		WOGA	Finals	9.150	9.500	9.700	9.100	37.450 (3)	74.725
4	174	POSTELL, ASHLEY	Prelims	8.900	9.400	9.625	9.450	37.375 (2)	
		CAPITAL	Finals	9.375	8.475	9.800	9.275	36.925 (5)	74.300
5	157	HATCH, ANNIA	Prelims	9.650	9.275	9.350	9.200	37.475 (1)	
		STARS	Finals	9.625	8.475	9.025	9.425	36.550 (11)	74.025
6	159	HUMPHREY, TERIN	Prelims	9.250	9.375	9.575	9.000	37.200 (5)	
		GAGE	Finals	9.300	9.300	8.850	9.125	36.575 (9)	73.775
7	158	HEENAN, KATIE	Prelims	9.025	9.575	9.350	8.700	36.650 (8)	
		CAPITAL	Finals	9.150	9.575	9.400	8.950	37.075 (4)	73.725
8	170	ORLANDO, TIA	Prelims	9.200	8.900	9.300	9.375	36.775 (7)	
		PARKETTE	Finals	9.150	8.925	9.375	9.450	36.900 (6)	73.675
9	169	NEWBY, MARCIA	Prelims	9.300	8.875	8.950	9.325	36.450 (9)	
		EXCALIBUR	Finals	9.350	9.300	8.775	9.400	36.825 (7)	73.275
10	168	MEMMEL, CHELLSIE	Prelims	8.925	9.175	9.550	8.525	36.175 (11)	
		SALTO	Finals	8.975	9.325	9.700	8.600	36.600 (8)	72.775
11	152	COMFORTE, KRISTINA	Prelims	9.550	9.100	9.175	8.300	36.125 (12)	
		ILLINOIS	Finals	9.450	8.700	9.200	9.050	36.400 (12)	72.525
12	181	TRICASE, LIZ	Prelims	9.100	8.825	9.175	9.100	36.200 (10)	
		ILLINOIS	Finals	9.000	8.975	9.050	8.950	35.975 (14)	72.175
13	160	ISHINO, ALLYSE	Prelims	9.250	8.900	8.850	8.550	35.550 (17)	
		CHARTER	Finals	9.250	9.150	9.050	9.125	36.575 (9)	72.125
14	176	SACRAMONE, ALICIA	Prelims	9.375	8.300	8.850	9.350	35.875 (15)	
		BRESTYAN	Finals	9.350	8.350	8.675	9.375	35.750 (15)	71.625
15	179	SHIRE, SARAH	Prelims	9.375	8.775	9.025	8.950	36.125 (12)	
		GAGE	Finals	9.250	8.625	9.200	8.400	35.475 (16)	71.600
16	162	KIM, NINA	Prelims	8.525	8.700	9.600	9.275	36.100 (14)	
		WOGA	Finals	9.250	8.875	8.300	9.050	35.475 (16)	71.575



2003 US NATIONAL  
CHAMPIONSHIPS  
Sr International Finals / AA  
June 19 - 22, 2003



Combined All-Around Standings

Rank	Bib	Name						Total	Comb. Total
17	161	JACKSON, SUSAN	Prelims	9.250	8.475	8.650	8.725	35.100 (23)	
		BROWN'S	Finals	9.400	8.225	9.375	9.000	36.000 (13)	71.100
18	156	HARTUNG, COREY	Prelims	9.000	8.525	9.025	8.950	35.500 (18)	
		HILL'S	Finals	9.175	8.525	8.700	8.925	35.325 (18)	70.825
19	165	KONCAK, BRITTANY	Prelims	9.175	8.600	8.950	8.525	35.250 (21)	
		HUGS	Finals	9.175	8.650	8.550	8.850	35.225 (19)	70.475
20	151	CHILDS, NIKKI	Prelims	8.675	8.950	9.225	8.375	35.225 (22)	
		WOGA	Finals	8.825	8.725	8.525	8.925	35.000 (20)	70.225
21	167	LIEBERMAN, KATIE	Prelims	9.475	8.200	8.925	8.875	35.475 (19)	
		ILLINOIS	Finals	8.750	8.200	8.900	8.825	34.675 (22)	70.150
22	183	WHITE, KAITLIN	Prelims	9.175	8.675	9.200	8.525	35.575 (16)	
		WOGA	Finals	9.400	7.525	8.400	9.100	34.425 (24)	70.000
23	154	GENTRY, STEPHANIE	Prelims	8.875	8.750	9.350	8.500	35.475 (19)	
		WOGA	Finals	8.900	8.275	8.200	8.700	34.075 (25)	69.550
24	153	DEPROSPERO, HALEY	Prelims	8.700	8.225	9.100	8.450	34.475 (24)	
		U OF GYM	Finals	8.850	8.225	8.425	9.125	34.625 (23)	69.100
25	164	KNIGHT-HUNTER, CHARI	Prelims	8.300	8.475	8.950	8.200	33.925 (27)	
		HILL'S	Finals	8.825	8.975	8.650	8.350	34.800 (21)	68.725
26	172	PEACOCK, EMILY	Prelims	8.700	8.375	8.800	8.600	34.475 (24)	
		SO TEXAS	Finals	8.625	8.200	8.500	8.725	34.050 (26)	68.525
27	173	PERSONETT, BRANDI	Prelims	9.175	7.700	8.625	8.600	34.100 (26)	
		CHAMPION	Finals	8.625	8.475	7.850	8.775	33.725 (27)	67.825
28	163	KIVISTO, KATIE	Prelims	8.725	7.625	8.250	8.300	32.900 (28)	
		AM TWIST	Finals	8.550	6.050	7.550	0.000	22.150 (28)	55.050









# 2003 US NATIONAL CHAMPIONSHIPS

## Senior Men / AA & Event Prelims

June 19 - 22, 2003



### Individual All-Around







Rank	Bib	Name	Country/ Team							Total
1	18	HAMM, PAUL	CHEV-SWS	9.575	9.750	8.925	9.600	9.625	9.575	57.050
2	1	GATSON, JASON	CHEV-USO	9.325	9.450	9.650	9.225	9.800	9.225	56.675
3	4	WILSON, BLAINE	CHEV-OH	9.525	7.900	9.825	9.800	9.600	9.125	55.775
4	16	YOUNG, GUARD	CHEV-OK	9.400	9.425	9.325	9.400	9.625	8.550	55.725
5	17	HAMM, MORGAN	CHEV-SWS	9.675	9.100	8.975	9.450	8.925	9.350	55.475
6	2	MCCLURE, BRETT	CHEV-USO	9.000	9.650	9.050	9.550	9.200	8.950	55.400
7	5	BHAVSAR, RAJ	CHEV-OH	9.100	9.400	9.525	9.900	9.250	8.000	55.175
8	53	ARTEMEV*, ALEXANDER	GATTACA	9.000	9.475	8.625	9.625	8.900	9.200	54.825
9	13	DURANTE, DAVID	GAT-PALO	8.975	9.425	9.000	9.125	8.750	9.400	54.675
10	27	ALVAREZ, GUILLERMO	U OF MIN	9.400	9.400	8.500	9.600	8.475	8.550	53.925
11	20	TOWNSEND, SEAN	GATT-HGA	9.050	8.750	9.625	9.400	7.900	9.050	53.775
12	14	GILL, DAN	STANFORD	9.375	8.950	8.350	9.625	8.650	8.800	53.750
13	28	STROTHER, CLAY	U OF MIN	9.050	9.325	8.325	9.525	8.825	8.650	53.700
14	33	MCCAIN, STEVE	GATTACA	8.700	8.600	8.650	9.300	8.800	9.450	53.500
15	15	FURR, JASON	CHEV-HGA	9.175	8.000	9.625	9.200	8.400	9.000	53.400
16	52	HORTON*, JONATHAN	CYPRESS	8.800	8.600	8.800	9.200	8.800	9.100	53.300
17	29	FURNEY, DANIEL	U OF OKL	8.300	8.650	9.025	8.850	9.075	9.225	53.125
18	3	HOANG, LINH	GATT-HGA	8.600	9.125	9.375	9.200	8.475	8.175	52.950
18	11	BUCHER, DJ	QUEEN CT	8.100	8.850	8.900	9.000	9.450	8.650	52.950
20	19	JONES, SANJUAN	CHEV-USO	7.700	9.000	9.400	9.400	8.900	8.500	52.900
21	55	NAKAMORI*, SHO	USOTC	8.875	8.400	8.375	9.300	8.825	8.900	52.675
22	51	SENDER*, DAVID	BUFFALO	8.675	8.450	9.050	9.650	8.600	8.100	52.525
23	31	UMALI, FREDERICK	USOTC	8.600	8.150	8.900	9.450	7.750	9.500	52.350
24	30	MUELLER, HEATH	U OF OKL	8.600	8.725	8.400	9.050	8.700	8.850	52.325
25	10	THORNTON, TODD	CHEV-HGA	8.350	8.100	9.300	9.450	8.200	8.825	52.225
25	54	ABDULLAH*, TAQIY	GATT-HGA	9.200	8.500	7.950	8.950	8.600	9.025	52.225
27	25	REAVIS, MICHAEL	U OF IOW	8.100	8.475	8.450	9.350	8.500	9.200	52.075
28	22	VETERE, SCOTT	GAT-MICH	8.650	9.150	9.325	8.750	7.350	8.700	51.925
29	9	DONOHUE, KEVIN	PENN ST	8.675	8.550	8.550	9.300	8.375	8.175	51.625
30	24	MOORE, CODY	UC-BERK	7.725	9.550	8.425	8.550	8.900	8.375	51.525
31	12	ITO, WILLIE	SO COAST	8.400	8.350	8.375	8.950	8.900	8.450	51.425



2003 US NATIONAL  
CHAMPIONSHIPS  
Senior Men / AA & Event Prelims  
June 19 - 22, 2003



Individual All-Around

Rank	Bib	Name	Country/ Team							Total
33	26	CORRIGAN, GEOFFREY	U OF MIC	8.750	8.700	9.025	9.150	6.250	8.825	50.700
34	6	HOULE, JAMEY	OHIO	8.400	7.650	8.275	8.800	8.400	8.200	49.725
35	23	ACKERMAN, GRAHAM	UC-BERK	9.200	0.000	0.000	9.800	8.250	8.275	35.525
36	7	DUTKA, MIKE	GATT-HGA	8.450	8.000	0.000	0.000	0.000	0.000	16.450
37	44	ERWIN**, MARSHALL	STANFORD			9.825				9.825
38	45	JOHNSON**, JEFF	U OF WAS			9.700				9.700
39	43	TAN**, KEVIN	PENN ST			9.675				9.675
40	42	SCHWARTZKOPF**, RYAN	OHIO		9.425					9.425
41	41	GOLDEN**, SEAN	GATTACA	9.125						9.125







# 2003 US NATIONAL CHAMPIONSHIPS

Sr International / AA Prelims & Event Finals

June 19 - 22, 2003



## Individual All-Around

Rank	Bib	Name	Country/ Team					Total
1	157	HATCH, ANNIA	STARS	9.650	9.275	9.350	9.200	37.475
2	174	POSTELL, ASHLEY	CAPITAL	8.900	9.400	9.625	9.450	37.375
3	182	WISE, HOLLIE	WOGA	8.975	9.500	9.725	9.075	37.275
4	166	KUPETS, COURTNEY	HILL'S	8.775	9.500	9.600	9.350	37.225
5	159	HUMPHREY, TERIN	GAGE	9.250	9.375	9.575	9.000	37.200
6	177	SCHWIKERT, TASHA	GYMCATS	9.275	8.850	9.525	9.275	36.925
7	170	ORLANDO, TIA	PARKETTE	9.200	8.900	9.300	9.375	36.775
8	158	HEENAN, KATIE	CAPITAL	9.025	9.575	9.350	8.700	36.650
9	169	NEWBY, MARCIA	EXCALIBUR	9.300	8.875	8.950	9.325	36.450
10	181	TRICASE, LIZ	ILLINOIS	9.100	8.825	9.175	9.100	36.200
11	168	MEMMEL, CHELLSIE	SALTO	8.925	9.175	9.550	8.525	36.175
12	152	COMFORTE, KRISTINA	ILLINOIS	9.550	9.100	9.175	8.300	36.125
12	179	SHIRE, SARAH	GAGE	9.375	8.775	9.025	8.950	36.125
14	162	KIM, NINA	WOGA	8.525	8.700	9.600	9.275	36.100
15	176	SACRAMONE, ALICIA	BRESTYAN	9.375	8.300	8.850	9.350	35.875
16	183	WHITE, KAITLIN	WOGA	9.175	8.675	9.200	8.525	35.575
17	160	ISHINO, ALLYSE	CHARTER	9.250	8.900	8.850	8.550	35.550
18	156	HARTUNG, COREY	HILL'S	9.000	8.525	9.025	8.950	35.500
19	154	GENTRY, STEPHANIE	WOGA	8.875	8.750	9.350	8.500	35.475
19	167	LIEBERMAN, KATIE	ILLINOIS	9.475	8.200	8.925	8.875	35.475
21	165	KONCAK, BRITTANY	HUGS	9.175	8.600	8.950	8.525	35.250
22	151	CHILDS, NIKKI	WOGA	8.675	8.950	9.225	8.375	35.225
23	161	JACKSON, SUSAN	BROWN'S	9.250	8.475	8.650	8.725	35.100
24	153	DEPROSPERO, HALEY	U OF GYM	8.700	8.225	9.100	8.450	34.475
24	172	PEACOCK, EMILY	SO TEXAS	8.700	8.375	8.800	8.600	34.475
26	173	PERSONETT, BRANDI	CHAMPION	9.175	7.700	8.625	8.600	34.100
27	164	KNIGHT-HUNTER, CHARI	HILL'S	8.300	8.475	8.950	8.200	33.925
28	163	KIVISTO, KATIE	AM TWIST	8.725	7.625	8.250	8.300	32.900











# 2003 US NATIONAL CHAMPIONSHIPS

Junior Men / AA & Event

June 19 - 22, 2003



## Individual All-Around-JR ELITE 1

Rank	Bib	Name	Country/ Team							Total
1	73	HAAGENSEN*, WESLEY	ST LOUIS	8.050	8.900	7.950	8.900	9.000	8.925	51.725
2	66	HELSEBY*, DEREK	HGA/GYM	8.825	8.700	8.250	9.250	7.950	8.650	51.625
3	67	YAMAUCHI*, TYLER	HGA/GYM	7.950	8.700	9.200	9.450	8.500	7.725	51.525
4	75	HEFLIN*, R.J.	DAGGETT	9.050	8.300	8.275	9.150	7.300	8.000	50.075
5	62	SHEN*, JASON	CHARLES	8.050	8.450	7.675	9.175	8.575	8.100	50.025
6	60	SILCOX*, CHRIS	ALAMO	8.650	8.700	7.000	8.825	7.800	8.150	49.125
7	65	CHRIST*, COLIN	GEMINI	8.400	7.900	7.950	8.500	7.900	8.400	49.050
8	68	BECKER*, JACOB	LV SPORT	7.850	8.700	7.950	9.100	8.300	6.500	48.400
9	63	GARNER*, SCOTT	COLORADO	8.050	7.800	7.700	9.000	7.750	8.075	48.375
10	72	CARNEY*, DYLAN	SOMERSA	8.200	6.750	8.100	8.900	7.950	8.375	48.275
11	64	ADERHOLD*, WESLEY	GEMINI	8.500	7.050	8.075	8.750	7.550	7.900	47.825
12	76	MARINO*, MICHAEL	DAGGETT	8.100	7.600	8.275	8.450	7.400	7.800	47.625
13	77	VORRASI*, ERIC	DAGGETT	8.150	7.700	7.650	7.800	7.850	7.900	47.050
14	70	BRADLEY*, ROSS	PREMIER	8.100	7.450	7.100	8.600	7.400	8.050	46.700
15	71	SCHORSCH*, ALEX	PREMIER	7.100	7.600	8.325	8.650	7.700	7.050	46.425
16	69	KLEFFMAN*, CURTIS	PARKETTE	7.600	6.850	7.800	8.700	7.600	7.775	46.325
17	61	MCNEILL*, TIM	CAPITAL	8.450	8.450	6.050	8.650	6.500	8.025	46.125









# 2003 US NATIONAL CHAMPIONSHIPS

Junior Men / AA & Event

June 19 - 22, 2003



## Individual All-Around-JR ELITE 2





Rank	Bib	Name	Country/ Team							Total
1	93	ROSSO***, RALPH	SURGENTS	8.800	8.200	7.950	9.200	8.025	7.550	49.725
2	97	STORER***, COLE	WOGA	8.500	8.100	7.550	8.775	7.850	8.500	49.275
3	92	DEL CASTILLO***, BRYAN	SO COAST	8.650	7.750	8.000	8.900	7.950	8.000	49.250
4	82	BUNTHUWONG***, KYSON	GOLDEN	8.150	8.000	7.600	8.550	8.150	8.325	48.775
5	83	BROOKS***, CHRIS	HOUSTON	8.300	7.450	7.900	8.950	7.300	8.550	48.450
6	81	KINOSHITA***, CHAD	DEMARAYS	8.150	8.350	6.800	9.000	8.300	7.750	48.350
7	89	MAURER***, JOHN	MISSION	8.350	7.550	7.700	8.750	7.850	8.025	48.225
8	90	TAI LEE***, SEUNG	ORLANDO	7.650	6.800	8.700	8.850	7.550	8.300	47.850
8	91	TER-ZAKHARIANTS***, GREGORY	SAN MATE	8.450	7.250	7.900	8.900	7.600	7.750	47.850
10	87	SANTANDER***, MEL- ANTON	MASS GYM	8.200	8.425	7.000	8.050	7.850	8.150	47.675
11	95	BARRERA***, ARI	UNIVERSL	8.200	7.950	7.775	8.275	7.500	7.850	47.550
12	94	BATEMAN***, JAKE	TATARUS	8.050	6.700	8.000	8.725	7.650	8.275	47.400
13	84	MCCARTHY***, RYAN	INDY	7.750	7.600	7.400	8.500	7.450	8.150	46.850
13	88	BALDUS-STRAUSS***, BEN	MIDWEST	7.850	7.700	7.150	8.450	7.850	7.850	46.850
15	85	CATRAMBONE***, JOSEPH	MACEY'S	7.800	7.000	7.300	8.800	7.650	8.125	46.675
16	80	HARDI***, JERAMIE	CASCADE	7.500	7.250	7.200	8.550	8.100	7.550	46.150
17	86	LUNG***, CHRISTOPHER	MASS GYM	8.400	7.200	7.150	8.025	7.350	7.550	45.675
18	98	JENKINS***, MICHAEL	XTREME	7.650	7.850	6.650	7.900	7.350	7.550	44.950



2003 US NATIONAL  
CHAMPIONSHIPS  
Junior International / AA & Event  
June 19 - 22, 2003



Individual All-Around

Rank	Bib	Name	Country/ Team					Total
1	111	LIUKIN, NASTIA	WOGA	9.050	9.225	9.500	9.475	37.250
2	112	MCCOOL, COURTNEY	GAGE	9.300	8.950	9.450	8.700	36.400
3	116	PRIESS, ASHLEY	CINCINN	9.125	9.075	8.725	9.175	36.100
4	125	WORLEY, SHAYLA	ORLANDO	8.950	8.825	9.350	8.800	35.925
5	122	SULLIVAN, CAITLIN	CINCINN	9.175	8.100	9.275	9.300	35.850
6	106	FLOHR, BIANCA	FLYTZ	9.150	9.200	8.700	8.575	35.625
7	121	STACK-EATON, GERALEN	PARKETTE	9.200	8.650	8.925	8.800	35.575
8	113	OVERTON, CASEY	EXCALIBR	8.850	8.600	8.925	8.925	35.300
9	115	PRICE, KASSI	AM TWIST	9.175	8.550	8.775	8.750	35.250
10	109	JENKINS, ASHLEY	CHARTER	8.950	8.750	8.400	9.075	35.175
11	123	TAYLOR, GRACE	AIKEN	8.875	8.000	9.300	8.875	35.050
12	107	FOGERTY, ANNIE	PARKETTE	8.975	8.100	9.350	8.525	34.950
12	114	PHILLIPS, LONDON	SCATS	9.450	8.700	8.800	8.000	34.950
14	104	CHURCH, SHAVAHN	SCATS	8.700	8.775	8.525	8.850	34.850
15	101	BIEGER, JANA	AM TWIST	9.225	7.500	8.850	8.975	34.550
16	103	BROCKWAY, ALEXANDRA	PARKETTE	8.900	8.300	8.800	8.425	34.425
17	102	BLAIR, MEGHAN	WOGA	9.200	8.000	8.300	8.825	34.325
18	110	JOHNSON, LAUREN	GWINNET	9.000	7.500	8.725	8.800	34.025
19	124	TAYLOR, ALLISON	WOGA	8.875	8.025	7.800	8.800	33.500
20	117	RATCLIFF, NATALIE	GAGE	8.600	8.075	8.625	8.000	33.300
21	108	IOVINO, JENNIFER	HILL'S	8.500	7.750	8.300	8.700	33.250
22	118	ROBARTS, KYNDAL	SO TEXAS	8.950	7.900	7.700	8.125	32.675
23	105	DARTFORD, HILARY	CHAMPION	8.600	7.850	7.725	8.200	32.375
24	120	SMITH, DEANDREA	SO TEXAS	9.125	6.450	8.350	6.600	30.525
25	119	RYLAND, BLAIR	CAPITAL	0.000	8.550	0.000	0.000	8.550