

2018 U.S. Championships - Men Day 1

Meet Results

Aug 16, 2018







Page: 1

Printed: 8/16/2018 9:54 PM

Men / SR / Senior

Session: 2M

Judge's Signatures

Rank	Num	Name	Gym							AA
1	22	Sam Mikulak	USOTC	Diff: 5.700	6.000	5.700	5.200	6.100	6.100	
				Exec: 9.050	7.650	8.650	9.200	8.200	7.600	
				ND:						
				Final: 14.750	13.650	14.350	14.400	14.300	13.700	85.150
				Place: 1	7T	4	5*	1	4T	1
2	27	Akash Modi	Stanford	Diff: 5.900	6.100	5.400	5.200	6.200	6.000	
				Exec: 8.450	8.000	8.100	9.200	7.900	7.750	
				ND:			-0.100			
				Final: 14.350	14.100	13.500	14.300	14.100	13.750	84.100
				Place: 2*	5	12	8	3	3	2
3	1	Allan Bower	Univ of Oklahoma	Diff: 5.600	6.100	5.500	5.200	5.600	4.900	
				Exec: 8.550	8.700	8.200	9.150	8.300	8.050	
				ND:						
				Final: 14.150	14.800	13.700	14.350	13.900	12.950	83.850
				Place: 6	3	7*	7	6T	15T	3
4	3	Donothan Bailey	USOTC	Diff: 5.500	6.200	4.900	5.200	6.100	5.500	
				Exec: 8.600	7.650	8.300	9.250	8.050	8.300	
				ND:						
				Final: 14.100	13.850	13.200	14.450	14.150	13.800	83.550
				Place: 7	6	15T	3*	2	2	4
5	7	Alec Yoder	Ohio State	Diff: 5.500	6.300	5.500	4.800	5.000	5.400	
				Exec: 8.200	8.850	8.200	9.050	9.000	7.600	
				ND:						
				Final: 13.700	15.150	13.700	13.850	14.000	13.000	83.400
				Place: 17	1	7*	19T	4	13T	5
6	4	Yul Moldauer	Univ of Oklahoma	Diff: 6.000	5.500	5.700	5.200	5.800	5.500	
				Exec: 8.550	7.400	8.700	9.500	8.000	7.150	
				ND: -0.300						
				Final: 14.250	12.900	14.400	14.700	13.800	12.650	82.700
				Place: 5	20T	3	2	9T	19T	6
7	21	Robert Neff	Stanford	Diff: 5.400	5.000	4.700	4.800	5.300	5.900	
				Exec: 8.550	8.500	8.650	9.400	8.050	7.800	
				ND:						
				Final: 13.950	13.500	13.350	14.200	13.350	13.700	82.050
				Place: 11	13	14	9*	17T	4T	7
8	32	Cameron Bock	Univ of Michigan	Diff: 5.600	5.400	5.400	4.800	5.900	5.400	
				Exec: 8.250	8.250	8.300	9.000	8.000	7.700	
				ND:						
				Final: 13.850	13.650	13.700	13.800	13.900	13.100	82.000
				Place: 13T	7T	7T	21T	6T	11T	8
9	33	Colin VanWicklen	Cypress Academy	Diff: 5.300	4.500	5.200	5.600	5.400	5.700	
				Exec: 8.300	8.900	8.350	8.900	7.550	8.250	
				ND:			-0.300			
				Final: 13.600	13.400	13.550	14.200	12.950	13.950	81.650
				Place: 18T	14	11	9T	26T	1	9
10	49	Sean Melton	Ohio State	Diff: 5.500	4.700	5.800	5.200	5.800	5.500	
				Exec: 7.550	8.300	8.400	9.200	8.150	7.500	
				ND:						
				Final: 13.050	13.000	14.200	14.400	13.950	13.000	81.600
				Place: 23	18	5	5*	5	13T	10

2018 U.S. Championships - Men Day 1

Meet Results







Aug 16, 2018

Page: 2

Printed: 8/16/2018 9:54 PM

Men / SR / Senior







Session: 2M

Rank	Num	Name	Gym							AA
11	43	Genki Suzuki	Univ of Oklahoma	Diff: 5.200	5.500	4.800	4.800	5.100	5.300	
				Exec: 8.850	8.100	7.800	9.100	8.700	8.100	
				ND: _____	_____	_____	-0.100	_____	_____	
				Final: 14.050	13.600	12.600	13.800	13.800	13.400	81.250
				Place: 8	9T	23	21T	9T	7	11
12	36	Kanji Oyama	USOTC	Diff: 5.900	5.100	5.500	5.200	5.700	5.000	
				Exec: 8.450	7.500	8.100	9.100	7.800	7.950	
				ND: _____	_____	_____	-0.100	_____	_____	
				Final: 14.350	12.600	13.600	14.200	13.500	12.950	81.200
				Place: 2*	24	10	9T	13	15T	12
13	16	Tanner Justus	Univ of Oklahoma	Diff: 5.400	5.000	4.900	5.200	5.100	4.300	
				Exec: 8.450	8.550	8.200	9.250	8.250	8.150	
				ND: _____	_____	_____	_____	_____	_____	
				Final: 13.850	13.550	13.100	14.450	13.350	12.450	80.750
				Place: 13T	11T	17T	3*	17T	23	13
14	9	Grant Breckenridge	Stanford	Diff: 5.100	4.500	4.600	4.800	4.800	5.600	
				Exec: 9.250	8.400	8.800	9.300	8.150	7.200	
				ND: _____	_____	_____	_____	_____	_____	
				Final: 14.350	12.900	13.400	14.100	12.950	12.800	80.500
				Place: 2T	20T	13	13T	26T	17T	14
15	11	Kiwan Watts	Arizona State	Diff: 5.500	4.700	4.700	4.800	5.200	4.700	
				Exec: 8.100	8.400	8.250	9.400	8.200	8.450	
				ND: _____	_____	_____	_____	_____	_____	
				Final: 13.600	13.100	12.950	14.200	13.400	13.150	80.400
				Place: 18T	16T	21T	9*	16	9T	15
16	14	Trevor Howard	Ohio State	Diff: 5.400	4.500	5.900	5.200	5.400	4.800	
				Exec: 8.000	8.250	8.650	8.150	8.450	7.400	
				ND: _____	_____	_____	_____	_____	_____	
				Final: 13.400	12.750	14.550	13.350	13.850	12.200	80.100
				Place: 22	22	1	27	8	25T	16
17	8	Anthony Stephenson	Univ of Nebraska	Diff: 5.600	5.200	3.300	5.200	5.200	4.700	
				Exec: 8.550	7.950	8.550	9.600	8.250	7.950	
				ND: -0.300	_____	_____	_____	_____	_____	
				Final: 13.850	13.150	11.850	14.800	13.450	12.650	79.750
				Place: 13T	15	28	1	14T	19T	17
18	37	Gage Dyer	Univ of Oklahoma	Diff: 5.500	4.600	4.000	5.200	5.000	5.000	
				Exec: 8.500	8.500	8.200	8.550	8.050	8.300	
				ND: _____	_____	_____	_____	_____	_____	
				Final: 14.000	13.100	12.200	13.750	13.050	13.300	79.400
				Place: 9T	16T	25T	23T	23T	8	18
19	59	Jacob Moore	Univ of Michigan	Diff: 5.600	5.400	4.400	4.800	4.600	4.500	
				Exec: 8.700	8.200	7.950	9.350	8.500	7.200	
				ND: -0.300	_____	_____	-0.100	_____	_____	
				Final: 14.000	13.600	12.350	14.050	13.100	11.700	78.800
				Place: 9T	9T	24	15T	21T	30	19
20	18	Alexei Vernyi	Univ of Oklahoma	Diff: 5.500	4.200	4.400	5.200	4.900	4.700	
				Exec: 8.450	8.000	8.550	8.900	8.050	7.800	
				ND: -0.100	_____	_____	_____	_____	_____	
				Final: 13.850	12.200	12.950	14.100	12.950	12.500	78.550
				Place: 13T	25	21T	13T	26T	22	20

2018 U.S. Championships - Men Day 1

Meet Results

Aug 16, 2018







Rank	Num	Name	Gym							AA
21	20	Shane Wiskus	Univ of Minnesota	Diff: 5.900	5.000	5.200	5.200	5.900	5.300	
				Exec: 6.900	6.900	7.900	8.100	7.850	8.150	
				ND: -0.300						
				Final: 12.500	11.900	13.100	13.300	13.750	13.450	78.000
				Place: 26T	27	17T	28	11T	6	21
22	76	Bennet Huang	Univ of Iowa	Diff: 5.500	5.300	4.800	4.800	4.800	4.400	
				Exec: 7.350	8.250	7.000	9.250	8.100	8.400	
				ND:						
				Final: 12.850	13.550	11.800	14.050	12.900	12.800	77.950
				Place: 24T	11T	29	15T	29	17T	22
23	24	Seth Delbridge	Ohio State	Diff: 4.900	4.300	4.300	5.200	5.000	5.100	
				Exec: 7.550	8.400	7.850	8.650	8.350	7.300	
				ND:			-0.100			
				Final: 12.450	12.700	12.150	13.750	13.350	12.400	76.800
				Place: 28	23	27	23T	17T	24	23
24	26	Jake Brodarzon	Univ of Iowa	Diff: 5.200	4.000	5.100	4.800	4.900	4.000	
				Exec: 7.650	7.800	7.900	9.150	7.500	8.200	
				ND:						
				Final: 12.850	11.800	13.000	13.950	12.400	12.200	76.200
				Place: 24T	28	20	17*	30	25T	24
25	34	Kyte Crigger	UC - Berkeley	Diff: 5.200	4.000	4.500	4.800	5.000	4.400	
				Exec: 8.400	6.000	7.700	9.350	8.000	7.750	
				ND:			-0.300			
				Final: 13.600	10.000	12.200	13.850	13.000	12.150	74.800
				Place: 18T	30	25T	19T	25	27T	25
26	41	Jalon Stephens	Univ of Minnesota	Diff: 5.200	4.300	5.100	4.800	5.200	5.100	
				Exec: 6.850	4.000	8.100	8.900	7.850	8.050	
				ND:			-0.100			
				Final: 12.050	8.300	13.200	13.600	13.050	13.150	73.350
				Place: 29	31	15T	26	23T	9T	26
27	30	Alex Diab	Univ of Illinois	Diff: 5.700	___	5.700	4.800	___	5.200	
				Exec: 8.300	___	8.800	8.850	___	7.350	
				ND: -0.100						
				Final: 13.900	___	14.500	13.650	___	12.550	54.600
				Place: 12	32*	2	25	31*	21	27
28	57	Sebastian Quiana	Univ of Illinois	Diff: 5.500	___	___	4.800	5.200	4.600	
				Exec: 8.200	___	___	9.150	7.900	7.250	
				ND: -0.100						
				Final: 13.600	___	___	13.950	13.100	11.850	52.500
				Place: 18T	32*	31*	17*	21T	29	28
29	42	William Jeffreys	eNeRGyKidz	Diff: 5.300	___	5.200	4.400	___	4.500	
				Exec: 7.200	___	6.250	8.950	___	6.650	
				ND:			-0.100			
				Final: 12.500	___	11.450	13.250	___	11.150	48.350
				Place: 26T	32*	30	29	31*	32	29
30	13	Tyler Schaal	Universal	Diff: 4.900	4.600	6.100	5.200	___	___	
				Exec: 6.500	5.550	6.950	7.900	___	___	
				ND:						
				Final: 11.400	10.150	13.050	13.100	___	___	47.700
				Place: 30	29	19	30	31*	33*	30

2018 U.S. Championships - Men Day 1

Meet Results

Aug 16, 2018

Page: 4
 Printed: 8/16/2018 9:54 PM
 Men / SR / Senior
 Session: 2M

Rank	Num	Name	Gym							AA	
31	48	Adrian De Los Angeles	USOTC	Diff:	5.000	0.000	5.500	5.000		
				Exec:	7.950	0.000	8.250	8.100		
				ND:					
				Final:	12.950	0.000	13.750	13.100	39.800	
				Place:	31*	19	31*	31*	11T	11T	31
32	19	Ellis Mannon	Univ of Minnesota	Diff:	5.900	5.400	4.300		
				Exec:	8.550	8.050	7.200		
				ND:				
				Final:	14.450	13.450	11.500	39.400	
				Place:	31*	4	31*	31*	14T	31	32
33	29	Donnell Whittenburg	USOTC	Diff:	5.900	6.300		
				Exec:	8.250	6.850		
				ND:		
				Final:	14.150	13.150	27.300	
				Place:	31*	32*	6	31*	20	33*	33
34	15	Kyle King	Univ of Nebraska	Diff:	5.100	4.100		
				Exec:	7.000	8.050		
				ND:		
				Final:	12.100	12.150	24.250	
				Place:	31*	26	31*	31*	31*	27T	34
35	6	Stephen Nedoroscik	Penn State	Diff:	6.200		
				Exec:	8.900		
				ND:		
				Final:	15.100	15.100	
				Place:	31*	2	31*	31*	31*	33*	35