







2018 Men's JO Nationals

Meet Results

May 10-13, 2018

Page: 1
Printed: 5/11/2018 3:50 PM







Men / 9 / 14 yrs
Session: 4-8,4-9,5-8,5-9
Judge's Signatures

Rank	Num	Name	Gym							AA
1	174	Justin Ciccone	Bright Raven	Diff: 4.000	3.300	3.600	4.100	3.000	3.200	
				Exec: 9.250	7.800	8.700	9.350	9.150	9.350	
				ND: _____	_____	_____	_____	_____	_____	
				Final: 13.250	11.100	12.300	13.450	12.150	12.550	74.800
				Place: 3	44T	6	1	41T	1	1
2	306	Adriel Perales-Valencia	Gym World	Diff: 3.700	3.200	3.900	4.000	3.500	3.300	
				Exec: 9.100	7.400	9.100	9.000	9.500	8.750	
				ND: _____	_____	_____	-0.100	_____	_____	
				Final: 12.800	10.600	13.000	12.900	13.000	12.050	74.350
				Place: 12*	66T	1	5T	1T	2*	2
3	604	Marcus Kushner	West Coast	Diff: 3.800	3.500	3.300	3.200	3.300	3.300	
				Exec: 8.600	9.000	8.850	8.950	9.350	8.750	
				ND: _____	_____	-0.300	_____	_____	_____	
				Final: 12.400	12.500	11.850	12.150	12.650	12.050	73.600
				Place: 43T	1	16T	19*	5*	2*	3
4	498	Grant Guerrero	SCATS	Diff: 3.600	3.700	3.800	3.200	3.600	2.600	
				Exec: 9.200	8.000	9.100	9.300	8.250	9.100	
				ND: _____	_____	_____	-0.100	_____	_____	
				Final: 12.800	11.700	12.900	12.400	11.850	11.700	73.350
				Place: 12*	11	2	10T	58T	17*	4
5	369	Arden Spiro	La Fleurs Tampa	Diff: 3.600	3.600	3.500	2.200	3.300	2.800	
				Exec: 9.100	8.350	9.000	9.050	9.700	8.850	
				ND: _____	_____	_____	_____	_____	_____	
				Final: 12.700	11.950	12.500	11.250	13.000	11.650	73.050
				Place: 25T	5T	4	66T	1T	22T	5
6	435	Eric Hoe	North Valley	Diff: 3.300	3.500	3.400	2.400	3.200	3.700	
				Exec: 9.600	8.400	8.950	9.000	9.450	8.050	
				ND: _____	_____	-0.300	_____	_____	_____	
				Final: 12.900	11.900	12.050	11.400	12.650	11.750	72.650
				Place: 8T	7	9T	54*	5T	12T	6
7	512	Colton Tevz	Salto	Diff: 4.200	3.200	4.000	4.000	3.600	3.600	
				Exec: 7.450	8.100	8.400	9.050	9.000	7.900	
				ND: _____	_____	_____	_____	_____	_____	
				Final: 11.650	11.300	12.400	13.050	12.600	11.500	72.500
				Place: 83T	25*	5	2	11T	39T	7
8	577	Finley Stearn	Twisters - MD	Diff: 3.500	3.500	4.300	2.200	4.200	2.900	
				Exec: 8.650	8.450	8.500	9.100	8.250	8.800	
				ND: _____	_____	_____	_____	_____	_____	
				Final: 12.150	11.950	12.800	11.300	12.450	11.700	72.350
				Place: 58*	5T	3	62*	20T	17T	8
9	142	Aidan Myers	American KSC	Diff: 3.600	3.400	3.400	2.100	3.300	3.100	
				Exec: 9.200	8.650	8.250	9.500	9.300	8.800	
				ND: _____	_____	-0.300	_____	_____	_____	
				Final: 12.800	12.050	11.350	11.600	12.600	11.900	72.300
				Place: 12*	2T	41T	37T	11*	7*	9
10	173	Trenton Peazant	Brestyan's	Diff: 3.600	3.100	3.600	3.200	3.400	3.100	
				Exec: 8.850	8.100	8.400	9.400	9.250	8.200	
				ND: _____	_____	_____	_____	_____	_____	
				Final: 12.450	11.200	12.000	12.600	12.650	11.300	72.200
				Place: 41*	35T	11T	7T	5T	47*	10

2018 Men's JO Nationals

Meet Results







May 10-13, 2018

Rank	Num	Name	Gym							AA
11	528	Louie Cribaro	St. Charles	Diff: 3.800	3.200	3.500	3.300	3.400	3.300	
				Exec: 8.950	8.350	8.850	9.300	8.150	8.350	
				ND: _____	_____	-0.300	_____	_____	_____	
				Final: 12.750	11.550	12.050	12.600	11.550	11.650	72.150
				Place: 19T	14T	9T	7T	76T	22T	11
12T	458	Marqus Miranda	Payke	Diff: 3.900	2.900	3.500	4.000	3.600	2.500	
				Exec: 8.900	8.650	7.750	9.000	9.200	8.500	
				ND: _____	-0.300	_____	_____	_____	_____	
				Final: 12.800	11.250	11.250	13.000	12.800	11.000	72.100
				Place: 12T	32T	49T	3*	3	66T	12T
12T	501	Ezrael Orllino	SCATS	Diff: 3.500	2.900	2.700	2.400	3.100	2.800	
				Exec: 9.100	9.150	9.250	9.400	9.250	9.150	
				ND: _____	_____	-0.300	-0.300	_____	_____	
				Final: 12.600	12.050	11.650	11.500	12.350	11.950	72.100
				Place: 31*	2T	24T	46T	26T	5T	12T
14	366	Colby Prince	La Fleurs Tampa	Diff: 3.400	2.400	2.400	2.400	3.200	2.900	
				Exec: 9.350	8.800	9.350	9.350	9.350	9.150	
				ND: _____	_____	-0.300	_____	_____	_____	
				Final: 12.750	11.200	11.450	11.750	12.550	12.050	71.750
				Place: 19*	35T	33T	32*	15T	2T	14
15	462	Eduardo Mitchell	Prairie	Diff: 3.500	2.900	3.300	3.200	3.300	2.300	
				Exec: 9.400	8.500	8.450	8.700	9.250	9.200	
				ND: _____	-0.300	_____	-0.100	_____	_____	
				Final: 12.900	11.100	11.750	11.800	12.550	11.500	71.600
				Place: 8T	44T	22T	30T	15*	39T	15
16	245	Ryan Markowitz	Elevate	Diff: 3.900	3.000	3.800	3.200	3.400	2.200	
				Exec: 8.850	8.400	8.200	8.950	9.050	8.600	
				ND: _____	_____	_____	_____	_____	_____	
				Final: 12.750	11.400	12.000	12.150	12.450	10.800	71.550
				Place: 19*	18T	11*	19*	20*	78T	16
17	213	Joshua Branstetter	Crenshaws	Diff: 3.600	3.100	3.500	4.000	3.300	3.000	
				Exec: 9.200	7.100	8.100	8.900	9.200	8.650	
				ND: _____	_____	_____	-0.300	_____	_____	
				Final: 12.800	10.200	11.600	12.600	12.500	11.650	71.350
				Place: 12*	75	27T	7T	18T	22T	17
18	313	Richard Pizem	Gym World - OH	Diff: 3.600	3.200	3.400	4.000	3.200	3.300	
				Exec: 8.900	8.050	8.150	8.250	8.500	8.450	
				ND: _____	_____	_____	-0.100	_____	_____	
				Final: 12.500	11.250	11.550	12.150	11.700	11.750	70.900
				Place: 37T	32*	29T	19T	69T	12T	18
19T	514	Matthew Underhill	Salto	Diff: 3.700	3.000	3.400	3.200	3.500	3.100	
				Exec: 8.350	7.100	8.700	9.150	8.850	8.700	
				ND: _____	_____	_____	_____	_____	_____	
				Final: 12.050	10.100	12.100	12.350	12.350	11.800	70.750
				Place: 66T	77T	8	13*	26T	10*	19T
19T	494	Noah Wilson	Roswell	Diff: 3.500	2.900	3.500	3.200	3.000	3.100	
				Exec: 9.100	8.250	8.050	8.900	9.100	8.150	
				ND: _____	_____	_____	_____	_____	_____	
				Final: 12.600	11.150	11.550	12.100	12.100	11.250	70.750
				Place: 31*	40*	29T	22T	44T	50T	19T

2018 Men's JO Nationals

Meet Results







May 10-13, 2018

Rank	Num	Name	Gym							AA
21	406	Bradley Stroud	Metropolitan	Diff: 3.500	2.600	2.300	2.200	3.600	2.600	
				Exec: 9.550	8.400	9.150	9.400	9.050	8.650	
				ND: _____	_____	-0.300	_____	_____	_____	
				Final: 13.050	11.000	11.150	11.600	12.650	11.250	70.700
				Place: 5	48*	54*	37*	5T	50T	21
22	344	Cody Utz	Hocking Valley	Diff: 3.700	3.500	3.500	2.400	3.300	3.200	
				Exec: 9.100	7.550	8.450	9.200	8.500	8.550	
				ND: _____	_____	-0.300	_____	_____	_____	
				Final: 12.800	11.050	11.650	11.600	11.800	11.750	70.650
				Place: 12*	47	24T	37*	61*	12*	22
23	268	Matthias Wittenberg	Flips	Diff: 3.500	2.900	3.800	2.200	3.500	2.500	
				Exec: 9.100	7.950	8.200	8.900	8.950	9.100	
				ND: _____	_____	_____	_____	_____	_____	
				Final: 12.600	10.850	12.000	11.100	12.450	11.600	70.600
				Place: 31*	58T	11*	75*	20T	29T	23
24	574	Luv Gopu	Twistars	Diff: 3.500	4.100	3.700	2.400	3.200	2.200	
				Exec: 9.050	7.550	7.500	9.350	9.100	8.850	
				ND: _____	_____	_____	_____	_____	_____	
				Final: 12.550	11.650	11.200	11.750	12.300	11.050	70.500
				Place: 36	12T	52T	32*	29*	62T	24
25T	385	James Smart	Madison Gym	Diff: 3.400	3.000	3.100	2.400	3.200	2.600	
				Exec: 8.900	8.750	8.200	9.250	9.000	8.950	
				ND: _____	_____	-0.300	_____	_____	_____	
				Final: 12.300	11.750	11.000	11.650	12.200	11.550	70.450
				Place: 48T	9T	65T	35*	38T	34T	25T
25T	530	Lucas Samaan	St. Charles	Diff: 3.500	3.000	3.700	2.800	3.000	2.300	
				Exec: 8.650	8.150	8.400	9.100	8.750	9.400	
				ND: _____	_____	-0.300	_____	_____	_____	
				Final: 12.150	11.150	11.800	11.900	11.750	11.700	70.450
				Place: 58*	40T	19T	28T	65T	17T	25T
27	300	Riku Takahashi	Gym Olympica	Diff: 3.400	2.900	3.200	2.200	3.200	2.500	
				Exec: 9.350	8.600	7.700	9.150	9.150	9.450	
				ND: _____	_____	-0.300	-0.100	_____	_____	
				Final: 12.750	11.500	10.600	11.250	12.350	11.950	70.400
				Place: 19*	16	78T	66T	26T	5T	27
28T	380	Kyle Coutu	MGA	Diff: 3.700	2.900	2.400	2.400	3.200	3.200	
				Exec: 9.200	8.200	9.200	9.150	8.650	8.550	
				ND: _____	_____	-0.300	-0.100	_____	_____	
				Final: 12.900	11.100	11.300	11.450	11.850	11.750	70.350
				Place: 8T	44T	46T	50T	58T	12*	28T
28T	420	Samuel Kaplan	MEGA - MA	Diff: 3.500	3.100	3.800	2.200	3.700	3.400	
				Exec: 8.900	8.350	8.350	9.100	7.950	8.000	
				ND: _____	_____	_____	_____	_____	_____	
				Final: 12.400	11.450	12.150	11.300	11.650	11.400	70.350
				Place: 43*	17	7	62*	71T	44	28T
30	241	Michael Avery	Eagle Ridge	Diff: 4.000	3.000	3.100	4.000	3.100	3.200	
				Exec: 8.150	8.200	8.550	9.000	8.300	8.050	
				ND: -0.100	_____	-0.300	_____	_____	_____	
				Final: 12.050	11.200	11.350	13.000	11.400	11.250	70.250
				Place: 66T	35T	41*	3*	82T	50T	30

2018 Men's JO Nationals

Meet Results







May 10-13, 2018

Rank	Num	Name	Gym							AA
31	400	Kyle Bender	Metropolitan	Diff: 3.600	3.100	2.900	2.200	3.300	2.300	
				Exec: 9.000	8.900	8.100	9.200	9.000	8.600	
				ND: _____	_____	_____	_____	_____	_____	
				Final: 12.600	12.000	11.000	11.400	12.300	10.900	70.200
				Place: 31*	4	65T	54T	29T	71*	31
32	418	Sean Desmarais	NEAG	Diff: 3.100	2.600	2.700	3.200	3.100	3.000	
				Exec: 9.000	8.250	9.400	9.200	8.800	8.050	
				ND: _____	_____	-0.300	_____	_____	_____	
				Final: 12.100	10.850	11.800	12.400	11.900	11.050	70.100
				Place: 63T	58T	19T	10T	53T	62T	32
33T	284	Aaron Chandler	Go For It USA	Diff: 4.000	3.400	2.500	2.800	3.200	2.300	
				Exec: 8.850	8.000	8.300	9.350	8.850	8.850	
				ND: _____	_____	-0.300	-0.100	_____	_____	
				Final: 12.850	11.400	10.500	12.050	12.050	11.150	70.000
				Place: 11	18T	80*	24	47	56T	33T
33T	130	Alexander Serwatkiewicz	Aerial	Diff: 4.000	3.500	3.300	2.400	3.500	3.600	
				Exec: 8.650	7.800	8.250	9.000	8.750	7.550	
				ND: _____	_____	-0.300	_____	_____	_____	
				Final: 12.650	11.300	11.250	11.400	12.250	11.150	70.000
				Place: 28T	25*	49T	54*	35T	56T	33T
35	332	Jesse-Lee Pakele	HITS	Diff: 4.200	4.300	3.900	2.400	3.400	3.300	
				Exec: 9.150	5.800	7.250	9.300	9.050	7.750	
				ND: _____	_____	_____	_____	_____	_____	
				Final: 13.350	10.100	11.150	11.700	12.450	11.050	69.800
				Place: 1T	77T	54T	34	20*	62T	35
36T	157	Alex Taylor	Aspire	Diff: 3.900	3.300	3.400	3.200	3.300	3.200	
				Exec: 9.200	6.800	8.450	9.100	8.900	6.850	
				ND: _____	_____	_____	_____	_____	_____	
				Final: 13.100	10.100	11.850	12.300	12.200	10.050	69.600
				Place: 4	77T	16T	15*	38*	89	36T
36T	227	Jack Fellmy	DeVeau's	Diff: 3.400	3.200	3.300	2.200	3.200	2.600	
				Exec: 9.250	8.100	8.350	8.100	9.100	9.100	
				ND: _____	_____	-0.300	_____	_____	_____	
				Final: 12.650	11.300	11.350	10.300	12.300	11.700	69.600
				Place: 28T	25*	41T	88	29*	17*	36T
36T	131	Tate Costa	Aim High	Diff: 3.600	3.100	3.400	2.800	3.400	3.500	
				Exec: 8.450	8.450	8.000	9.150	8.350	7.400	
				ND: _____	_____	_____	_____	_____	_____	
				Final: 12.050	11.550	11.400	11.950	11.750	10.900	69.600
				Place: 66T	14T	35T	26T	65T	71T	36T
36T	325	Maddox Pabellon	Gymstrada	Diff: 3.100	3.000	3.400	1.700	2.700	2.600	
				Exec: 9.400	8.300	8.450	9.450	9.200	8.600	
				ND: _____	_____	-0.300	_____	_____	_____	
				Final: 12.500	11.300	11.550	11.150	11.900	11.200	69.600
				Place: 37T	25T	29T	72T	53T	53T	36T
40	312	Matthew Petros	Gym World - OH	Diff: 3.600	2.600	3.200	4.000	3.300	3.100	
				Exec: 8.400	8.100	7.150	8.900	8.500	8.700	
				ND: _____	_____	_____	_____	_____	_____	
				Final: 12.000	10.700	10.350	12.900	11.800	11.800	69.550
				Place: 72T	63	84	5T	61*	10*	40

2018 Men's JO Nationals

Meet Results







May 10-13, 2018

Rank	Num	Name	Gym							AA
41	149	Jakob Feltquate	Arena NJ	Diff: 3.900	3.400	3.000	3.200	4.100	3.100	
				Exec: 8.850	6.700	8.400	9.000	8.150	7.900	
				ND: _____	_____	-0.300	_____	_____	_____	
				Final: 12.750	10.100	11.100	12.200	12.250	11.000	69.400
				Place: 19*	77*	59T	18	35T	66T	41
42T	471	Jake Bernier	Premier West	Diff: 3.500	3.300	3.300	2.400	3.400	2.300	
				Exec: 8.600	8.450	8.150	9.300	9.200	7.800	
				ND: _____	_____	-0.300	-0.100	_____	_____	
				Final: 12.100	11.750	11.150	11.600	12.600	10.100	69.300
				Place: 63T	9T	54T	37T	11T	88	42T
42T	368	Evan Sikra	La Fleurs Tampa	Diff: 2.400	2.400	3.400	2.200	3.200	2.800	
				Exec: 9.150	8.400	8.900	9.100	9.550	8.100	
				ND: _____	_____	-0.300	_____	_____	_____	
				Final: 11.550	10.800	12.000	11.300	12.750	10.900	69.300
				Place: 87	60	11T	62*	4	71*	42T
44T	316	Jacob Foster	GymTek	Diff: 3.500	3.100	3.400	3.200	3.200	2.800	
				Exec: 8.500	7.200	7.950	9.100	9.100	8.200	
				ND: _____	_____	_____	_____	_____	_____	
				Final: 12.000	10.300	11.350	12.300	12.300	11.000	69.250
				Place: 72T	72T	41T	15*	29*	66T	44T
44T	359	Xavier Wisniewski	Integrity Athletics	Diff: 3.700	3.700	3.400	2.400	3.500	2.200	
				Exec: 9.000	7.950	7.900	8.900	8.650	8.550	
				ND: _____	_____	-0.300	_____	_____	-0.300	
				Final: 12.700	11.650	11.000	11.300	12.150	10.450	69.250
				Place: 25T	12T	65T	62T	41T	85T	44T
46T	102	Jozen Brekhus	5280 South	Diff: 3.600	3.500	3.800	2.400	3.100	3.300	
				Exec: 8.700	6.800	7.400	9.200	9.150	8.250	
				ND: _____	_____	_____	_____	_____	_____	
				Final: 12.300	10.300	11.200	11.600	12.250	11.550	69.200
				Place: 48*	72T	52T	37*	35T	34T	46T
46T	490	Ethan Narang	RGA	Diff: 3.500	2.800	2.600	2.400	3.100	2.600	
				Exec: 8.700	7.800	9.000	9.400	8.900	8.700	
				ND: _____	_____	-0.300	_____	_____	_____	
				Final: 12.200	10.600	11.300	11.800	12.000	11.300	69.200
				Place: 55T	66T	46T	30T	48	47T	46T
46T	305	Alex Catchpole	Gym Village	Diff: 3.500	2.700	3.200	1.800	2.900	2.100	
				Exec: 9.450	8.300	8.750	9.350	8.750	8.700	
				ND: _____	_____	-0.300	_____	_____	_____	
				Final: 12.950	11.000	11.650	11.150	11.650	10.800	69.200
				Place: 7	48T	24T	72T	71T	78T	46T
49T	162	Aaron Davidson	Bart Conner	Diff: 3.600	2.800	3.100	2.200	3.300	3.100	
				Exec: 8.700	7.450	8.500	9.100	8.850	8.500	
				ND: _____	_____	_____	-0.100	_____	_____	
				Final: 12.300	10.250	11.600	11.200	12.150	11.600	69.100
				Place: 48*	74	27T	70T	41T	29*	49T
49T	229	Jack Klein	DeVeau's	Diff: 3.400	3.200	2.500	2.400	3.100	3.200	
				Exec: 9.300	8.000	8.750	8.650	9.350	7.550	
				ND: _____	_____	-0.300	_____	_____	_____	
				Final: 12.700	11.200	10.950	11.050	12.450	10.750	69.100
				Place: 25T	35T	69T	77	20T	81T	49T

2018 Men's JO Nationals

Meet Results

May 10-13, 2018

Rank	Num	Name	Gym							AA
49T	356	Parker Vaughan	Infinity	Diff: 3.500	3.100	3.600	1.600	3.200	2.900	
				Exec: 8.700	8.250	7.550	9.250	9.200	8.650	
				ND: -0.100		-0.300				
				Final: 12.100	11.350	10.850	10.850	12.400	11.550	69.100
				Place: 63T	22*	73T	81	25	34T	49T
49T	525	Jake Sweeten	Southlake	Diff: 3.500	2.900	3.500	2.200	3.000	2.300	
				Exec: 8.900	8.250	7.750	8.900	8.950	9.250	
				ND: -0.300						
				Final: 12.400	11.150	10.950	11.100	11.950	11.550	69.100
				Place: 43*	40*	69T	75*	49T	34T	49T
53	233	Colton Bush	Dynamo	Diff: 3.100	2.800	3.400	3.200	2.800	2.200	
				Exec: 9.150	7.850	8.350	9.150	8.650	8.700	
				ND: -0.300						
				Final: 12.250	10.350	11.750	12.350	11.450	10.900	69.050
				Place: 54	71	22T	13*	80T	71T	53
54	176	Ethan Rio	Bright Raven	Diff: 3.400	3.300	3.600	2.400	3.300	3.100	
				Exec: 8.800	8.100	7.500	9.100	8.350	7.950	
				ND: -0.300						
				Final: 12.200	11.400	11.100	11.500	11.650	11.050	68.900
				Place: 55T	18T	59T	46*	71T	62T	54
55	101	Gavin Robey	20 Mile	Diff: 3.600	3.400	2.500	2.400	3.300	2.700	
				Exec: 9.050	7.500	8.600	9.000	8.650	8.450	
				ND: -0.300						
				Final: 12.650	10.900	10.800	11.400	11.950	11.150	68.850
				Place: 28T	55T	75	54*	49T	56T	55
56	253	Jude Norris	Emerge	Diff: 3.800	3.600	3.100	2.400	3.400	3.000	
				Exec: 7.900	7.700	8.600	9.100	8.300	8.200	
				ND: -0.300						
				Final: 11.700	11.300	11.400	11.500	11.700	11.200	68.800
				Place: 82	25*	35*	46*	69T	53T	56
57T	492	Sam Feldstein	Roswell	Diff: 3.300	2.500	2.300	3.200	2.800	1.600	
				Exec: 9.450	8.500	8.750	8.800	9.100	8.850	
				ND: -0.300			-0.100			
				Final: 12.750	11.000	10.750	11.900	11.900	10.450	68.750
				Place: 19T	48T	76T	28T	53T	85T	57T
57T	443	David Wallace	Olympia	Diff: 3.900	2.800	3.100	2.200	3.100	2.300	
				Exec: 8.600	8.200	8.600	8.800	8.850	8.600	
				ND: -0.300						
				Final: 12.500	11.000	11.400	11.000	11.950	10.900	68.750
				Place: 37T	48T	35*	78*	49T	71*	57T
59T	403	Eric Markov	Metropolitan	Diff: 3.500	3.000	3.600	2.400	3.400	2.500	
				Exec: 7.350	8.800	8.000	9.200	8.700	8.850	
				ND: -0.300		-0.300				
				Final: 10.550	11.800	11.300	11.600	12.100	11.350	68.700
				Place: 90	8	46T	37*	44T	45T	59T
59T	235	Danny Ferber	EVO	Diff: 3.700	2.900	3.200	2.400	2.800	3.000	
				Exec: 8.600	8.000	8.200	9.050	9.000	8.150	
				ND: -0.300						
				Final: 12.300	10.900	11.100	11.450	11.800	11.150	68.700
				Place: 48T	55*	59T	50T	61T	56T	59T







2018 Men's JO Nationals

Meet Results

May 10-13, 2018

Page: 7
Printed: 5/11/2018 3:50 PM







Men / 9 / 14 yrs
Session: 4-8,4-9,5-8,5-9

Rank	Num	Name	Gym							AA
61T	282	Keaton Spiegel	Georgia Gym Acad	Diff: 3.500	2.900	3.600	2.200	3.500	3.100	
				Exec: 8.550	8.050	8.200	7.800	9.000	8.200	
				ND: _____	_____	_____	_____	_____	_____	
				Final: 12.050	10.950	11.800	10.000	12.500	11.300	68.600
				Place: 66T	53T	19T	89	18T	47*	61T
61T	584	Ethan Poole	USA GymWorld	Diff: 3.500	2.900	2.700	2.400	3.400	2.500	
				Exec: 8.650	8.600	7.750	9.250	8.550	8.700	
				ND: _____	-0.300	_____	_____	_____	_____	
				Final: 12.150	11.200	10.450	11.650	11.950	11.200	68.600
				Place: 58*	35T	83	35*	49T	53T	61T
63T	201	Drake Miesel	Cascade Elite	Diff: 3.100	2.600	2.500	1.900	3.000	3.100	
				Exec: 9.700	7.850	9.200	9.550	8.200	8.050	
				ND: _____	_____	-0.300	_____	_____	_____	
				Final: 12.800	10.450	11.400	11.450	11.200	11.150	68.450
				Place: 12T	70	35T	50T	84	56T	63T
63T	428	Blaine Loll	NSG	Diff: 3.100	3.000	3.700	2.400	3.200	3.100	
				Exec: 8.550	7.650	7.750	9.200	8.300	8.500	
				ND: _____	_____	_____	_____	_____	_____	
				Final: 11.650	10.650	11.450	11.600	11.500	11.600	68.450
				Place: 83T	64T	33T	37*	78T	29*	63T
65	175	Cole Pringle	Bright Raven	Diff: 3.600	3.200	2.300	2.400	3.300	3.100	
				Exec: 8.050	7.950	9.000	8.100	8.900	8.800	
				ND: _____	_____	-0.300	_____	_____	_____	
				Final: 11.650	11.150	11.000	10.500	12.200	11.900	68.400
				Place: 83T	40T	65T	87	38*	7*	65
66	482	Zachary Taylor	Premier West	Diff: 3.100	2.900	2.500	2.400	2.900	2.800	
				Exec: 9.200	7.600	8.900	8.950	8.900	8.100	
				ND: _____	_____	_____	_____	_____	_____	
				Final: 12.300	10.500	11.400	11.350	11.800	10.900	68.250
				Place: 48T	68T	35T	60*	61T	71*	66
67T	163	Jacob Miller	Bart Conner	Diff: 3.700	2.400	2.200	2.200	3.300	2.900	
				Exec: 8.300	7.650	9.250	8.750	9.300	8.550	
				ND: _____	_____	-0.300	_____	_____	_____	
				Final: 12.000	10.050	11.150	10.950	12.600	11.450	68.200
				Place: 72T	82T	54T	80	11*	42T	67T
67T	413	Matthew Williams	Mills	Diff: 3.600	2.800	2.800	2.200	2.700	2.700	
				Exec: 8.850	7.350	8.400	9.300	8.900	8.900	
				ND: _____	_____	-0.300	_____	_____	_____	
				Final: 12.450	10.150	10.900	11.500	11.600	11.600	68.200
				Place: 41*	76	72	46T	74T	29T	67T
67T	497	Anthony Bosalet	SCATS	Diff: 3.600	2.600	2.600	2.400	3.300	2.600	
				Exec: 8.750	8.800	9.550	8.250	7.050	9.300	
				ND: -0.300	_____	-0.300	_____	_____	_____	
				Final: 12.050	11.400	11.850	10.650	10.350	11.900	68.200
				Place: 66T	18T	16T	84T	88	7T	67T
70T	549	Mason King	Swiss Turners	Diff: 4.000	2.600	2.600	2.400	3.100	3.000	
				Exec: 8.500	7.450	8.550	8.950	9.550	7.850	
				ND: _____	_____	-0.300	-0.100	_____	_____	
				Final: 12.500	10.050	10.850	11.250	12.650	10.850	68.150
				Place: 37T	82T	73T	66*	5T	77	70T

2018 Men's JO Nationals

Meet Results







May 10-13, 2018

Rank	Num	Name	Gym							AA
70T	513	Saahil Tumuluri	Salto	Diff: 3.800	3.700	2.800	2.400	3.300	3.400	
				Exec: 8.550	7.050	8.300	8.150	8.550	8.150	
				ND: _____	_____	_____	_____	_____	_____	
				Final: 12.350	10.750	11.100	10.550	11.850	11.550	68.150
				Place: 46T	61T	59T	86	58T	34T	70T
72T	561	Abran Saucedo	Texas Stars	Diff: 3.500	3.400	3.600	3.200	3.300	3.400	
				Exec: 8.650	6.700	7.450	9.200	7.550	8.100	
				ND: _____	_____	_____	-0.100	_____	_____	
				Final: 12.150	10.100	11.050	12.300	10.850	11.500	67.950
				Place: 58*	77*	63T	15T	87	39T	72T
72T	256	Daniel Cho	Eric Will	Diff: 3.600	3.500	3.300	2.000	3.300	3.100	
				Exec: 8.700	7.800	7.500	9.150	8.450	7.850	
				ND: _____	_____	-0.300	_____	_____	_____	
				Final: 12.300	11.300	10.500	11.150	11.750	10.950	67.950
				Place: 48*	25*	80T	72T	65T	69T	72T
72T	150	Parker Thackston	Arena NJ	Diff: 3.700	3.700	3.800	2.400	3.400	3.100	
				Exec: 8.200	6.950	7.150	9.000	8.050	8.500	
				ND: _____	_____	_____	_____	_____	_____	
				Final: 11.900	10.650	10.950	11.400	11.450	11.600	67.950
				Place: 76T	64T	69T	54*	80T	29*	72T
72T	600	Aiden Cheng	West Coast	Diff: 3.800	2.400	2.600	2.200	3.400	3.400	
				Exec: 8.100	8.650	9.100	8.600	8.900	7.400	
				ND: _____	-0.300	-0.300	_____	_____	_____	
				Final: 11.900	10.750	11.400	10.800	12.300	10.800	67.950
				Place: 76T	61T	35T	82T	29T	78T	72T
72T	474	Julian Higueros	Premier West	Diff: 3.400	3.200	2.300	3.200	3.000	2.300	
				Exec: 8.550	8.050	9.050	8.200	7.950	9.050	
				ND: _____	_____	-0.300	_____	_____	_____	
				Final: 11.950	11.250	11.050	11.400	10.950	11.350	67.950
				Place: 75	32*	63T	54T	85	45T	72T
77	333	Brady Cooke	Hanover Gym	Diff: 3.600	3.100	2.500	2.400	2.800	2.500	
				Exec: 8.550	8.250	8.300	8.950	8.600	8.650	
				ND: _____	_____	-0.300	_____	_____	_____	
				Final: 12.150	11.350	10.500	11.350	11.400	11.150	67.900
				Place: 58T	22*	80*	60*	82T	56T	77
78	534	Jerid Enyard	St. Louis Gym Cntr	Diff: 3.500	3.600	3.100	3.300	3.100	2.700	
				Exec: 8.150	7.700	8.550	9.100	8.400	6.800	
				ND: _____	_____	-0.300	_____	_____	_____	
				Final: 11.650	11.300	11.350	12.400	11.500	9.500	67.700
				Place: 83T	25*	41*	10T	78T	91	78
79	523	Mclain Seyler	Southlake	Diff: 3.400	3.800	2.500	2.200	3.300	2.500	
				Exec: 8.350	7.150	7.550	8.800	9.250	9.150	
				ND: _____	_____	-0.300	_____	_____	_____	
				Final: 11.750	10.950	9.750	11.000	12.550	11.650	67.650
				Place: 80T	53T	89T	78*	15*	22T	79
80	386	Mark Fu	Mini-Hops	Diff: 3.800	3.000	3.200	2.400	2.500	3.400	
				Exec: 9.200	6.950	7.850	8.950	9.400	7.200	
				ND: _____	_____	-0.300	-0.100	_____	_____	
				Final: 13.000	9.950	10.750	11.250	11.900	10.600	67.450
				Place: 6	85	76T	66*	53T	84	80

2018 Men's JO Nationals

Meet Results

May 10-13, 2018

Rank	Num	Name	Gym							AA
81	251	Asa Thompson	Emerald City	Diff: 3.400	2.400	3.100	3.200	2.900	2.900	
				Exec: 8.100	6.300	9.100	8.800	8.650	8.850	
				ND: _____	_____	-0.300	_____	_____	_____	
				Final: 11.500	8.700	11.900	12.000	11.550	11.750	67.400
				Place: 88	89	15	25	76T	12T	81
82	304	Tyler Beekman	Gym Village	Diff: 3.300	2.600	2.300	2.200	3.200	2.900	
				Exec: 8.750	7.000	9.150	8.450	8.900	8.750	
				ND: _____	_____	-0.300	_____	_____	_____	
				Final: 12.050	9.600	11.150	10.650	12.100	11.650	67.200
				Place: 66T	87	54*	84T	44T	22T	82
83	252	Austin Beam	Emerge	Diff: 3.200	2.600	3.100	2.200	2.900	2.000	
				Exec: 9.000	8.400	8.700	9.250	8.000	7.800	
				ND: _____	_____	-0.300	_____	_____	_____	
				Final: 12.200	11.000	11.500	11.450	10.900	9.800	66.850
				Place: 55T	48*	32	50T	86	90	83
84	246	Jacob Martin	Elevate	Diff: 3.600	2.300	2.800	3.200	3.200	2.800	
				Exec: 9.000	5.500	8.750	8.750	9.100	8.900	
				ND: _____	-1.000	-0.300	_____	_____	_____	
				Final: 12.600	6.800	11.250	11.950	12.300	11.700	66.600
				Place: 31*	91	49T	26T	29*	17T	84
85	194	John Wear	Cahoy's	Diff: 3.600	2.900	3.500	2.900	3.300	3.300	
				Exec: 8.750	8.000	6.700	9.200	6.850	7.450	
				ND: _____	_____	_____	_____	_____	_____	
				Final: 12.350	10.900	10.200	12.100	10.150	10.750	66.450
				Place: 46T	55*	85	22T	89	81T	85
86	236	Colson Gerard	EVO	Diff: 3.300	3.400	2.300	2.200	3.200	2.800	
				Exec: 8.500	7.100	8.000	8.700	8.550	8.150	
				ND: _____	_____	-0.300	-0.100	_____	_____	
				Final: 11.800	10.500	10.000	10.800	11.750	10.950	65.800
				Place: 79	68T	87	82T	65T	69T	86
87T	276	Ryan Crow	GMS	Diff: 2.900	2.100	2.900	2.200	2.600	2.000	
				Exec: 8.850	6.500	7.350	9.400	9.000	9.450	
				ND: _____	_____	-0.300	_____	_____	_____	
				Final: 11.750	8.600	9.950	11.600	11.600	11.450	64.950
				Place: 80T	90	88	37*	74T	42T	87T
87T	151	Patrick Cain II	Armory	Diff: 3.300	3.000	2.200	2.200	3.000	2.300	
				Exec: 7.750	7.050	8.700	9.000	8.900	8.150	
				ND: -0.300	_____	-0.300	_____	_____	_____	
				Final: 10.750	10.050	10.600	11.200	11.900	10.450	64.950
				Place: 89	82T	78T	70T	53T	85T	87T
89	415	Brandon Bush	Mont Co Gym	Diff: 3.100	2.400	2.400	2.800	1.800	3.100	
				Exec: 8.800	6.950	8.050	8.800	6.900	8.550	
				ND: _____	_____	-0.300	_____	_____	_____	
				Final: 11.900	9.350	10.150	11.600	8.700	11.650	63.350
				Place: 76T	88	86	37T	90	22T	89
90	225	Cole Comer	DeVeau's	Diff: 0.000	3.600	3.100	0.000	3.300	2.300	
				Exec: 0.000	7.750	6.950	0.000	9.350	8.450	
				ND: _____	_____	-0.300	_____	_____	_____	
				Final: 0.000	11.350	9.750	0.000	12.650	10.750	44.500
				Place: 91	22T	89T	90*	5*	81T	90

2018 Men's JO Nationals

Meet Results







May 10-13, 2018

Page: 10

Printed: 5/11/2018 3:50 PM

Men / 9 / 14 yrs

Session: 4-8,4-9,5-8,5-9

Rank	Num	Name	Gym							AA
91	467	Avery Grosvenor	Premier - IL	Diff: 4.100	3.400	3.500	0.000	0.000	3.400	
				Exec: 9.250	6.400	5.050	0.000	0.000	8.250	
				ND: _____	_____	-0.300	_____	_____	_____	
				Final: <u>13.350</u>	<u>9.800</u>	<u>8.250</u>	<u>0.000</u>	<u>0.000</u>	<u>11.650</u>	43.050
				Place: 1T	86	91	90*	91	22T	91