

2018 Men's JO Nationals Finals

Meet Results - Multi







May 12-13, 2018

Page: 1
Printed: 5/13/2018 5:10:11 PM

Men / 9 / 13 yrs

Session: X-9

Judge's Signatures

Rank	Num	Name/Gym								AA
1	442	Robert Noll Jr. Olympia	Prelims	Final: 12.900	11.750	11.300	12.950	12.200	12.000	73.100
				D/E: 3.8 / 9.100	2.8 / 8.950	3.5 / 7.800	4.0 / 8.950	3.3 / 8.900	3.0 / 9.000	ND:
			Finals	Final: 13.600	11.200	12.050	13.300	12.300	12.150	74.600
				D/E: 4.0 / 9.600	2.8 / 8.400	3.0 / 9.050	4.1 / 9.200	3.3 / 9.000	3.0 / 9.150	ND:
<u>Combined Total:</u> 147.700										
2	388	Payton Kasper Mini-Hops	Prelims	Final: 12.850	11.650	11.200	13.250	12.150	9.650	70.750
				D/E: 4.0 / 8.950	3.0 / 8.650	3.5 / 7.700	4.0 / 9.250	3.4 / 8.750	3.2 / 6.450	ND: -0.1
			Finals	Final: 12.700	11.200	10.400	13.450	12.550	12.550	72.850
				D/E: 4.0 / 8.800	3.0 / 8.200	3.5 / 6.900	4.0 / 9.450	3.4 / 9.150	3.3 / 9.250	ND: -0.1
<u>Combined Total:</u> 143.600										
3	431	Luke Esparro New Era	Prelims	Final: 12.950	10.650	12.800	11.700	11.400	11.950	71.450
				D/E: 3.8 / 9.150	2.9 / 7.750	3.9 / 8.900	2.8 / 8.900	3.5 / 7.900	2.5 / 9.450	ND:
			Finals	Final: 12.550	11.550	13.350	12.100	10.800	11.700	72.050
				D/E: 3.8 / 8.750	3.0 / 8.550	4.0 / 9.350	2.8 / 9.300	3.4 / 7.400	2.5 / 9.200	ND:
<u>Combined Total:</u> 143.500										
4	298	Zachary Smollin Gym Olympica	Prelims	Final: 12.800	10.500	11.750	12.700	12.050	12.050	71.850
				D/E: 3.7 / 9.100	2.8 / 8.000	3.5 / 8.550	3.3 / 9.400	3.0 / 9.050	3.2 / 8.850	ND: -0.3 -0.3
			Finals	Final: 12.750	10.550	11.500	12.500	12.500	11.800	71.600
				D/E: 3.7 / 9.050	2.8 / 8.050	3.5 / 8.300	3.3 / 9.200	3.1 / 9.400	3.3 / 8.500	ND: -0.3 -0.3
<u>Combined Total:</u> 143.450										
5	211	Anthony Koppie Cobb Challengers	Prelims	Final: 12.700	10.450	12.050	12.700	11.850	11.650	71.400
				D/E: 3.7 / 9.000	2.4 / 8.350	3.5 / 8.550	4.0 / 8.800	3.1 / 8.750	2.7 / 8.950	ND: -0.3 -0.1
			Finals	Final: 12.800	10.400	11.450	12.850	12.250	11.750	71.500
				D/E: 3.7 / 9.100	2.4 / 8.000	3.5 / 7.950	4.0 / 8.850	3.1 / 9.150	2.7 / 9.050	ND:
<u>Combined Total:</u> 142.900										
6	603	Hilton Green West Coast	Prelims	Final: 12.000	9.900	11.700	12.800	12.100	10.400	68.900
				D/E: 3.6 / 8.400	2.4 / 7.800	3.8 / 7.900	4.0 / 8.900	3.7 / 8.400	2.3 / 8.100	ND: -0.3 -0.1
			Finals	Final: 13.050	10.700	11.750	13.250	13.050	11.500	73.300
				D/E: 3.8 / 9.250	2.4 / 8.600	4.0 / 7.750	4.0 / 9.350	3.8 / 9.250	3.3 / 8.200	ND: -0.3 -0.1
<u>Combined Total:</u> 142.200										
7	392	Warren Strootman Mini-Hops	Prelims	Final: 12.950	10.900	11.400	11.600	12.450	11.700	71.000
				D/E: 3.6 / 9.350	2.5 / 8.700	3.9 / 7.500	2.2 / 9.400	3.5 / 8.950	2.8 / 8.900	ND: -0.3
			Finals	Final: 13.050	10.100	11.600	11.750	12.650	11.600	70.750
				D/E: 3.6 / 9.450	2.5 / 7.600	3.9 / 7.700	2.3 / 9.450	3.5 / 9.150	2.7 / 8.900	ND:
<u>Combined Total:</u> 141.750										







2018 Men's JO Nationals Finals

Meet Results - Multi

May 12-13, 2018

Page: 2
Printed: 5/13/2018 5:10:11 PM

Men / 9 / 13 yrs
Session: X-9

Rank	Num	Name/Gym								AA
8	111	Kellan Stodden 5280 South	Prelims	Final: 12.600	11.050	11.150	11.550	12.850	11.300	70.500
				D/E: 3.6 / 9.000	2.8 / 8.250	3.4 / 7.750	2.4 / 9.150	3.4 / 9.450	3.1 / 8.200	
			ND:							
			Finals	Final: 12.600	10.850	12.250	11.500	12.850	11.150	71.200
				D/E: 3.6 / 9.000	2.6 / 8.250	3.6 / 8.650	2.4 / 9.100	3.4 / 9.450	3.1 / 8.050	
				ND:						
				<u>Combined Total:</u>						<u>141.700</u>
9	178	Kian Sullivan Buffalo Grove	Prelims	Final: 13.000	10.800	11.150	11.150	12.450	11.650	70.200
				D/E: 3.7 / 9.300	3.1 / 7.700	3.5 / 7.950	2.2 / 8.950	3.4 / 9.050	3.0 / 8.650	
				ND:		-0.3				
			Finals	Final: 12.450	11.250	11.750	11.300	12.800	11.750	71.300
				D/E: 3.6 / 8.850	3.1 / 8.150	3.7 / 8.350	2.2 / 9.100	3.5 / 9.300	3.0 / 8.750	
				ND:		-0.3				
				<u>Combined Total:</u>						<u>141.500</u>
10	297	Kaizen Orion Gym Olympica	Prelims	Final: 12.450	11.350	11.600	11.250	12.550	11.950	71.150
				D/E: 3.8 / 8.950	3.1 / 8.250	3.5 / 8.400	2.4 / 9.150	3.0 / 9.550	2.8 / 9.150	
				ND:	-0.3	-0.3	-0.3			
			Finals	Final: 12.800	9.300	12.000	11.600	12.450	12.150	70.300
				D/E: 3.8 / 9.000	2.8 / 6.500	3.5 / 8.800	2.4 / 9.300	3.0 / 9.450	2.8 / 9.350	
				ND:		-0.3	-0.1			
				<u>Combined Total:</u>						<u>141.450</u>
11	623	Jaden Blank Zenith	Prelims	Final: 12.750	11.350	11.300	11.300	11.250	11.750	69.700
				D/E: 3.8 / 8.950	3.1 / 8.250	3.5 / 8.100	2.4 / 8.900	3.4 / 7.850	3.2 / 8.550	
				ND:		-0.3				
			Finals	Final: 12.800	11.350	11.600	11.400	12.200	12.150	71.500
				D/E: 3.8 / 9.000	3.0 / 8.350	3.8 / 8.100	2.4 / 9.000	3.4 / 8.800	3.2 / 8.950	
				ND:		-0.3				
				<u>Combined Total:</u>						<u>141.200</u>
12	287	Jake Harmon Granite State	Prelims	Final: 13.150	10.900	11.900	11.750	10.100	11.800	69.600
				D/E: 3.9 / 9.250	3.5 / 7.400	3.9 / 8.000	2.8 / 8.950	3.2 / 6.900	3.6 / 8.200	
				ND:						
			Finals	Final: 13.400	11.450	11.150	11.800	11.400	12.100	71.300
				D/E: 3.9 / 9.500	3.4 / 8.050	3.6 / 7.850	2.8 / 9.000	3.5 / 7.900	3.5 / 8.600	
				ND:		-0.3				
				<u>Combined Total:</u>						<u>140.900</u>
13T	360	Cole Richey Interactive	Prelims	Final: 12.600	9.850	11.700	12.350	12.300	11.300	70.100
				D/E: 3.8 / 8.800	2.7 / 8.450	3.2 / 8.800	3.2 / 9.150	3.0 / 9.300	2.2 / 9.100	
				ND:	-1.3	-0.3				
			Finals	Final: 13.300	10.400	11.000	12.350	12.550	11.050	70.650
				D/E: 4.0 / 9.300	2.9 / 7.500	3.2 / 8.100	3.2 / 9.150	3.0 / 9.550	2.2 / 8.850	
				ND:		-0.3				
				<u>Combined Total:</u>						<u>140.750</u>
13T	593	Alexander Baum WOGA Plano	Prelims	Final: 12.750	10.700	11.400	11.550	12.400	11.050	69.850
				D/E: 3.6 / 9.150	3.2 / 7.500	3.6 / 8.100	2.4 / 9.150	3.6 / 8.800	2.6 / 8.450	
				ND:		-0.3				
			Finals	Final: 12.900	11.550	11.600	11.150	12.050	11.650	70.900
				D/E: 3.7 / 9.200	3.2 / 8.350	3.8 / 8.100	2.4 / 8.850	3.6 / 8.450	2.7 / 8.950	
				ND:		-0.3	-0.1			
				<u>Combined Total:</u>						<u>140.750</u>







2018 Men's JO Nationals Finals

Meet Results - Multi

May 12-13, 2018

Page: 3
Printed: 5/13/2018 5:10:11 PM

Men / 9 / 13 yrs
Session: X-9

Rank	Num	Name/Gym								AA	
15	319	Keivone Bowen Gymnastics USA	Prelims	Final: 12.000	11.200	12.000	11.700	11.700	10.800	69.400	
				D/E: 3.4 / 8.600	2.5 / 8.700	3.2 / 9.100	2.4 / 9.400	3.2 / 8.500	3.1 / 7.700	ND:	
					-0.3	-0.1					
			Finals	Final: 12.450	11.350	12.300	11.600	12.550	10.850	71.100	
				D/E: 3.4 / 9.050	2.5 / 8.850	3.3 / 9.300	2.4 / 9.200	3.2 / 9.350	3.1 / 7.750		
				ND:		-0.3					
				<u>Combined Total:</u>						<u>140.500</u>	
16	606	Izaiha Mlay West Coast	Prelims	Final: 12.750	9.700	10.750	11.900	11.400	12.100	68.600	
				D/E: 3.7 / 9.050	3.0 / 6.700	3.8 / 6.950	3.2 / 8.700	3.6 / 7.800	3.4 / 8.700	ND:	
			Finals	Final: 13.150	11.250	12.000	12.250	12.150	10.900	71.700	
				D/E: 3.8 / 9.350	3.0 / 8.250	3.8 / 8.200	3.2 / 9.050	3.5 / 8.650	3.4 / 7.500		
				ND:							
				<u>Combined Total:</u>						<u>140.300</u>	
17	205	Tucker Yasunaga Champaign	Prelims	Final: 12.400	10.650	10.400	12.050	12.500	11.650	69.650	
				D/E: 3.9 / 8.500	2.8 / 7.850	2.3 / 8.400	3.2 / 8.850	3.1 / 9.400	2.5 / 9.150	ND:	
					-0.3						
			Finals	Final: 12.300	10.400	11.400	12.300	12.300	11.550	70.250	
				D/E: 3.9 / 8.400	2.8 / 7.900	2.3 / 9.400	3.2 / 9.100	3.2 / 9.100	2.5 / 9.050		
				ND:	-0.3	-0.3					
				<u>Combined Total:</u>						<u>139.900</u>	
18	559	Peyton Cramer Texas Dreams	Prelims	Final: 12.400	10.200	10.600	11.500	12.650	11.700	69.050	
				D/E: 3.5 / 8.900	3.2 / 7.000	2.7 / 8.200	2.2 / 9.300	3.4 / 9.250	3.2 / 8.500	ND:	
					-0.3						
			Finals	Final: 12.250	11.950	10.850	11.350	12.450	11.950	70.800	
				D/E: 3.4 / 8.850	3.2 / 8.750	2.7 / 8.450	2.2 / 9.150	3.3 / 9.150	3.2 / 8.750		
				ND:		-0.3					
				<u>Combined Total:</u>						<u>139.850</u>	
19T	112	Trent Stodden 5280 South	Prelims	Final: 11.700	10.700	12.100	11.300	12.050	12.100	69.950	
				D/E: 3.7 / 8.000	2.8 / 7.900	3.6 / 8.800	2.4 / 8.900	3.3 / 8.750	3.1 / 9.000	ND:	
					-0.3						
			Finals	Final: 12.300	10.850	11.950	10.550	12.100	11.750	69.500	
				D/E: 3.7 / 8.600	2.6 / 8.250	3.6 / 8.650	2.4 / 8.150	3.3 / 8.800	3.1 / 8.650		
				ND:		-0.3					
				<u>Combined Total:</u>						<u>139.450</u>	
19T	270	Carlos Leonard Flipspot	Prelims	Final: 12.650	10.350	11.750	11.200	12.250	11.250	69.450	
				D/E: 3.9 / 8.750	2.7 / 7.650	3.9 / 7.850	2.4 / 8.800	3.6 / 8.650	2.8 / 8.450	ND:	
			Finals	Final: 12.400	10.250	11.550	11.750	12.250	11.800	70.000	
				D/E: 3.9 / 8.500	2.7 / 7.550	3.9 / 7.650	2.4 / 9.350	3.6 / 8.650	3.3 / 8.500		
				ND:							
				<u>Combined Total:</u>						<u>139.450</u>	
21	370	Mitchell Mularski LaFleur - WI	Prelims	Final: 12.600	11.400	11.150	11.500	12.150	11.750	70.550	
				D/E: 3.8 / 8.800	3.6 / 7.800	2.8 / 8.650	2.4 / 9.100	3.4 / 8.750	2.3 / 9.450	ND:	
					-0.3						
			Finals	Final: 12.550	10.900	11.550	11.850	12.600	9.350	68.800	
				D/E: 3.8 / 9.050	3.6 / 7.300	2.8 / 9.050	2.4 / 9.450	3.7 / 8.900	2.3 / 7.050		
				ND:	-0.3	-0.3					
				<u>Combined Total:</u>						<u>139.350</u>	







2018 Men's JO Nationals Finals

Meet Results - Multi

May 12-13, 2018

Page: 4
Printed: 5/13/2018 5:10:11 PM

Men / 9 / 13 yrs
Session: X-9

Rank	Num	Name/Gym							AA	
22	448	Joshua Szitanko Premier NJ	Prelims	Final: 12.250	11.100	12.000	12.350	10.300	9.700	67.700
				D/E: 3.8 / 8.450	3.0 / 8.100	3.6 / 8.400	3.2 / 9.150	3.4 / 6.900	3.2 / 6.500	ND:
			Finals	Final: 12.900	10.950	12.300	12.500	11.500	11.300	71.450
				D/E: 3.8 / 9.100	3.0 / 7.950	3.6 / 8.700	3.2 / 9.300	3.5 / 8.000	3.2 / 8.100	ND:
				<u>Combined Total:</u>						<u>139.150</u>
23	121	Martin Macsay Above the Barre	Prelims	Final: 12.150	11.000	11.200	11.900	12.450	11.050	69.750
				D/E: 3.7 / 8.450	2.4 / 8.600	2.5 / 9.000	2.5 / 9.400	3.3 / 9.150	2.3 / 8.750	ND:
			Finals	Final: 11.800	10.800	11.000	11.950	12.300	11.350	69.200
				D/E: 3.7 / 8.100	2.4 / 8.700	2.5 / 8.800	2.5 / 9.450	3.3 / 9.000	2.3 / 9.050	ND:
					-0.3	-0.3				
				<u>Combined Total:</u>						<u>138.950</u>
24	441	Logan Hepner Olympia	Prelims	Final: 12.200	10.300	11.250	11.150	12.550	10.950	68.400
				D/E: 3.4 / 8.800	2.8 / 7.500	2.5 / 9.050	2.2 / 8.950	3.3 / 9.250	2.9 / 8.050	ND:
			Finals	Final: 12.950	10.750	11.050	11.450	12.550	11.300	70.050
				D/E: 3.5 / 9.450	2.8 / 7.950	2.5 / 8.850	2.2 / 9.250	3.3 / 9.250	2.9 / 8.400	ND:
					-0.3	-0.3				
				<u>Combined Total:</u>						<u>138.450</u>
25	262	Aidyn Rivera First in Flight	Prelims	Final: 12.350	11.850	10.700	10.900	12.050	11.100	68.950
				D/E: 3.2 / 9.150	3.9 / 7.950	3.1 / 7.600	1.8 / 9.100	3.4 / 8.650	2.6 / 8.500	ND:
			Finals	Final: 12.350	11.250	11.400	11.100	12.300	11.000	69.400
				D/E: 3.3 / 9.050	3.6 / 7.650	3.1 / 8.300	1.8 / 9.300	3.4 / 8.900	2.6 / 8.400	ND:
				<u>Combined Total:</u>						<u>138.350</u>
26	556	Alexandru Nitache Tatarus	Prelims	Final: 12.750	11.200	10.500	11.150	12.100	11.300	69.000
				D/E: 3.6 / 9.150	3.1 / 8.100	3.4 / 7.400	2.2 / 9.050	3.1 / 9.000	2.9 / 8.400	ND:
			Finals	Final: 11.750	11.050	11.200	11.100	12.400	11.750	69.250
				D/E: 4.1 / 7.750	3.1 / 7.950	3.6 / 7.900	2.2 / 8.900	3.2 / 9.200	3.1 / 8.650	ND:
					-0.1	-0.3				
				<u>Combined Total:</u>						<u>138.250</u>
27	543	Joshua George Sun Country	Prelims	Final: 12.850	11.350	11.900	10.450	12.050	10.800	69.400
				D/E: 3.8 / 9.050	3.0 / 8.350	3.6 / 8.300	2.4 / 8.050	3.8 / 8.250	2.5 / 8.300	ND:
			Finals	Final: 12.800	10.550	11.500	10.800	11.750	10.950	68.350
				D/E: 3.8 / 9.000	3.0 / 7.550	3.6 / 7.900	2.4 / 8.400	3.8 / 7.950	2.5 / 8.450	ND:
				<u>Combined Total:</u>						<u>137.750</u>
28	237	Sebastian Martinez EVO	Prelims	Final: 12.700	9.450	10.800	10.900	12.100	12.050	68.000
				D/E: 3.8 / 8.900	2.6 / 6.850	2.3 / 8.800	2.2 / 8.700	3.0 / 9.100	2.5 / 9.550	ND:
			Finals	Final: 12.950	10.650	10.950	11.150	11.900	12.000	69.600
				D/E: 3.9 / 9.050	2.6 / 8.050	2.3 / 8.950	2.3 / 8.850	3.0 / 8.900	2.5 / 9.500	ND:
					-0.3	-0.3				
				<u>Combined Total:</u>						<u>137.600</u>







2018 Men's JO Nationals Finals

Meet Results - Multi

May 12-13, 2018

Page: 5
Printed: 5/13/2018 5:10:11 PM

Men / 9 / 13 yrs
Session: X-9

Rank	Num	Name/Gym								AA
29	478	Evan Reichert Premier West	Prelims	Final: 12.300	11.250	11.000	11.200	12.300	11.100	69.150
				D/E: 3.5 / 8.800	3.0 / 8.250	2.6 / 8.700	2.4 / 8.800	3.1 / 9.200	2.3 / 8.800	
				ND: -0.3						
			Finals	Final: 13.050	11.350	10.300	11.300	11.950	10.150	68.100
				D/E: 3.6 / 9.450	3.0 / 8.350	2.6 / 8.000	2.4 / 8.900	3.0 / 8.950	2.3 / 7.850	
				ND: -0.3						
										<u>Combined Total: 137.250</u>
30	562	Jax Washburn Thames Valley	Prelims	Final: 12.700	9.600	11.600	11.700	11.450	11.200	68.250
				D/E: 4.0 / 8.700	3.3 / 6.300	3.5 / 8.400	2.8 / 8.900	3.6 / 7.850	3.2 / 8.000	
				ND: -0.3						
			Finals	Final: 13.100	10.150	10.750	11.650	11.250	11.650	68.550
				D/E: 4.0 / 9.100	3.0 / 7.150	3.2 / 7.850	2.8 / 8.850	3.6 / 7.650	3.2 / 8.450	
				ND: -0.3						
										<u>Combined Total: 136.800</u>
31T	437	Christopher Xanthos OGA	Prelims	Final: 12.200	10.950	11.450	10.850	12.050	11.550	69.050
				D/E: 3.1 / 9.100	2.9 / 8.050	2.5 / 9.250	1.6 / 9.250	3.0 / 9.050	2.5 / 9.050	
				ND: -0.3						
			Finals	Final: 12.100	10.650	11.350	10.450	12.350	10.700	67.600
				D/E: 3.1 / 9.000	3.2 / 7.450	2.5 / 9.150	2.2 / 8.250	3.0 / 9.350	2.6 / 8.100	
				ND: -0.3						
										<u>Combined Total: 136.650</u>
31T	601	Brandon Dang West Coast	Prelims	Final: 11.700	11.400	10.200	11.550	11.900	10.950	67.700
				D/E: 3.4 / 8.300	3.5 / 7.900	2.8 / 7.700	2.4 / 9.150	3.3 / 8.600	2.5 / 8.450	
				ND: -0.3						
			Finals	Final: 12.000	11.850	11.200	11.550	11.200	11.150	68.950
				D/E: 3.4 / 8.600	3.6 / 8.250	2.8 / 8.700	2.4 / 9.150	3.2 / 8.000	2.5 / 8.650	
				ND: -0.3						
										<u>Combined Total: 136.650</u>
33	207	Rowan Dumond Champions - TX	Prelims	Final: 12.500	10.700	11.250	11.700	12.350	11.600	70.100
				D/E: 3.8 / 8.700	2.8 / 7.900	3.5 / 8.050	2.8 / 9.000	3.3 / 9.050	2.6 / 9.000	
				ND: -0.3			-0.1			
			Finals	Final: 12.850	10.850	9.300	10.950	11.350	11.150	66.450
				D/E: 3.8 / 9.050	2.8 / 8.050	2.8 / 6.800	2.8 / 8.150	3.2 / 8.150	2.6 / 8.550	
				ND: -0.3						
										<u>Combined Total: 136.550</u>
34	488	Tony Traufler Queen City	Prelims	Final: 11.900	11.150	10.650	10.650	12.500	11.200	68.050
				D/E: 3.4 / 8.500	3.0 / 8.150	3.1 / 7.850	2.4 / 8.350	3.4 / 9.100	3.2 / 8.000	
				ND: -0.3			-0.1			
			Finals	Final: 12.350	8.700	11.250	12.100	12.350	11.350	68.100
				D/E: 3.3 / 9.050	2.8 / 5.900	2.6 / 8.950	3.2 / 8.900	3.4 / 8.950	3.2 / 8.150	
				ND: -0.3						
										<u>Combined Total: 136.150</u>
35	180	Cody Midboe C.G's	Prelims	Final: 12.450	10.650	10.800	12.850	11.900	10.150	68.800
				D/E: 3.5 / 8.950	2.4 / 8.250	3.2 / 7.900	4.0 / 8.950	2.7 / 9.200	3.2 / 6.950	
				ND: -0.3			-0.1			
			Finals	Final: 12.200	10.250	9.550	12.700	11.700	10.650	67.050
				D/E: 3.5 / 8.700	2.4 / 7.850	3.0 / 6.850	4.0 / 8.800	2.7 / 9.000	3.2 / 7.450	
				ND: -0.3			-0.1			
										<u>Combined Total: 135.850</u>

2018 Men's JO Nationals Finals

Meet Results - Multi







May 12-13, 2018

Page: 6

Printed: 5/13/2018 5:10:11 PM

Men / 9 / 13 yrs

Session: X-9

Rank	Num	Name/Gym								AA
36	329	Jackson Amorosa HGC	Prelims	Final: 12.100	10.900	11.150	11.600	11.800	10.450	68.000
				D/E: 3.7 / 8.400	3.1 / 7.800	3.3 / 8.150	2.8 / 8.800	3.2 / 8.600	2.7 / 7.750	
				ND:		-0.3				
			Finals	Final: 12.100	10.650	10.150	11.750	11.200	11.500	67.350
				D/E: 3.8 / 8.600	3.1 / 7.550	3.1 / 7.350	2.8 / 8.950	3.4 / 7.800	2.8 / 8.700	
				ND:	-0.3	-0.3				
										<u>Combined Total:</u> 135.350
37	405	FX-Alan Sovrebov Metropolitan	Prelims	Final: 13.150	8.750	11.700	10.800	11.400	11.800	67.600
				D/E: 3.7 / 9.450	2.3 / 7.750	2.9 / 8.800	2.2 / 8.700	3.3 / 8.100	2.6 / 9.200	
				ND:	-1.3		-0.1			
			Finals	Final: 13.000	0.000	0.000	0.000	0.000	0.000	13.000
				D/E: 3.5 / 9.500	0.0 / 0.000	0.0 / 0.000	0.0 / 0.000	0.0 / 0.000	0.0 / 0.000	
				ND:						
										<u>Combined Total:</u> 80.600
38	510	FX-Sam Marek Salto	Prelims	Final: 13.000	9.300	9.750	12.050	11.150	11.350	66.600
				D/E: 4.3 / 8.700	2.7 / 6.600	3.3 / 6.450	3.2 / 8.850	3.3 / 7.850	2.6 / 8.750	
				ND:						
			Finals	Final: 13.050	0.000	0.000	0.000	0.000	0.000	13.050
				D/E: 4.2 / 8.850	0.0 / 0.000	0.0 / 0.000	0.0 / 0.000	0.0 / 0.000	0.0 / 0.000	
				ND:						
										<u>Combined Total:</u> 79.650
39	159	PH-Caden Severtson Avant Coeur	Prelims	Final: 12.650	11.550	11.450	10.400	11.900	9.700	67.650
				D/E: 3.5 / 9.150	2.8 / 8.750	3.3 / 8.450	2.2 / 8.200	3.1 / 8.800	1.9 / 7.800	
				ND:		-0.3				
			Finals	Final: 0.000	11.050	0.000	0.000	0.000	0.000	11.050
				D/E: 0.0 / 0.000	2.8 / 8.250	0.0 / 0.000	0.0 / 0.000	0.0 / 0.000	0.0 / 0.000	
				ND:						
										<u>Combined Total:</u> 78.700
40	476	PH-Giovanni Mantia Premier West	Prelims	Final: 11.050	11.400	10.300	11.600	12.300	10.550	67.200
				D/E: 3.2 / 7.850	3.2 / 8.200	2.4 / 8.200	2.4 / 9.200	2.8 / 9.500	2.3 / 8.250	
				ND:		-0.3				
			Finals	Final: 0.000	11.250	0.000	0.000	0.000	0.000	11.250
				D/E: 0.0 / 0.000	3.3 / 7.950	0.0 / 0.000	0.0 / 0.000	0.0 / 0.000	0.0 / 0.000	
				ND:						
										<u>Combined Total:</u> 78.450
41	452	PB-Julian Galvez Paragon	Prelims	Final: 10.750	0.000	0.000	11.550	12.500	11.500	46.300
				D/E: 3.7 / 7.050	0.0 / 0.000	0.0 / 0.000	2.4 / 9.150	3.6 / 8.900	2.9 / 8.600	
				ND:						
			Finals	Final: 0.000	0.000	0.000	0.000	11.900	0.000	11.900
				D/E: 0.0 / 0.000	0.0 / 0.000	0.0 / 0.000	0.0 / 0.000	3.6 / 8.300	0.0 / 0.000	
				ND:						
										<u>Combined Total:</u> 58.200

2018 Men's JO Nationals Finals

Event Results - Multi

Men / 9 / 13 yrs

Session: X-9

May 12-13, 2018

#1 = 2018 Men's JO Nationals Finals: 100%

#2 = 2018 Men's JO Nationals: 100%



Place	Num	Name	Gym		#2	#1	Score
1	287	Jake Harmon	Granite State	Fin:	13.150	13.400	26.550
				D:	3.900	3.900	
				E:	9.250	9.500	
				ND:			
2	442	Robert Noll Jr.	Olympia	Fin:	12.900	13.600	26.500
				D:	3.800	4.000	
				E:	9.100	9.600	
				ND:			
3	405	FX-Alan Sovrebov	Metropolitan	Fin:	13.150	13.000	26.150
				D:	3.700	3.500	
				E:	9.450	9.500	
				ND:			
4	510	FX-Sam Marek	Salto	Fin:	13.000	13.050	26.050
				D:	4.300	4.200	
				E:	8.700	8.850	
				ND:			
5	392	Warren Strootman	Mini-Hops	Fin:	12.950	13.050	26.000
				D:	3.600	3.600	
				E:	9.350	9.450	
				ND:			
6T	360	Cole Richey	Interactive	Fin:	12.600	13.300	25.900
				D:	3.800	4.000	
				E:	8.800	9.300	
				ND:			
6T	606	Izaiha Mlay	West Coast	Fin:	12.750	13.150	25.900
				D:	3.700	3.800	
				E:	9.050	9.350	
				ND:			
8	562	Jax Washburn	Thames Valley	Fin:	12.700	13.100	25.800
				D:	4.000	4.000	
				E:	8.700	9.100	
				ND:			
9T	543	Joshua George	Sun Country	Fin:	12.850	12.800	25.650
				D:	3.800	3.800	
				E:	9.050	9.000	
				ND:			
9T	237	Sebastian Martinez	EVO	Fin:	12.700	12.950	25.650
				D:	3.800	3.900	
				E:	8.900	9.050	
				ND:			
9T	593	Alexander Baum	WOGA Plano	Fin:	12.750	12.900	25.650
				D:	3.600	3.700	
				E:	9.150	9.200	
				ND:			
12T	298	Zachary Smollin	Gym Olympica	Fin:	12.800	12.750	25.550
				D:	3.700	3.700	
				E:	9.100	9.050	
				ND:			

2018 Men's JO Nationals Finals

Event Results - Multi

May 12-13, 2018

#1 = 2018 Men's JO Nationals Finals: 100%

#2 = 2018 Men's JO Nationals: 100%



Place	Num	Name	Gym		#2	#1	Score
12T	388	Payton Kasper	Mini-Hops	Fin:	12.850	12.700	25.550
				D:	4.000	4.000	
				E:	8.950	8.800	
				ND:	-0.100	-0.100	
12T	623	Jaden Blank	Zenith	Fin:	12.750	12.800	25.550
				D:	3.800	3.800	
				E:	8.950	9.000	
				ND:			
15T	211	Anthony Koppie	Cobb Challengers	Fin:	12.700	12.800	25.500
				D:	3.700	3.700	
				E:	9.000	9.100	
				ND:			
15T	431	Luke Esparo	New Era	Fin:	12.950	12.550	25.500
				D:	3.800	3.800	
				E:	9.150	8.750	
				ND:			
17	178	Kian Sullivan	Buffalo Grove	Fin:	13.000	12.450	25.450
				D:	3.700	3.600	
				E:	9.300	8.850	
				ND:			
18T	207	Rowan Dumond	Champions - TX	Fin:	12.500	12.850	25.350
				D:	3.800	3.800	
				E:	8.700	9.050	
				ND:			
18T	478	Evan Reichert	Premier West	Fin:	12.300	13.050	25.350
				D:	3.500	3.600	
				E:	8.800	9.450	
				ND:			
20	297	Kaien Orion	Gym Olympica	Fin:	12.450	12.800	25.250
				D:	3.800	3.800	
				E:	8.950	9.000	
				ND:	-0.300		
21	111	Kellan Stodden	5280 South	Fin:	12.600	12.600	25.200
				D:	3.600	3.600	
				E:	9.000	9.000	
				ND:			
22T	370	Mitchell Mularski	LaFleur - WI	Fin:	12.600	12.550	25.150
				D:	3.800	3.800	
				E:	8.800	9.050	
				ND:		-0.300	
22T	441	Logan Hepner	Olympia	Fin:	12.200	12.950	25.150
				D:	3.400	3.500	
				E:	8.800	9.450	
				ND:			
22T	448	Joshua Szitanko	Premier NJ	Fin:	12.250	12.900	25.150
				D:	3.800	3.800	
				E:	8.450	9.100	
				ND:			

2018 Men's JO Nationals Finals

Event Results - Multi

May 12-13, 2018

#1 = 2018 Men's JO Nationals Finals: 100%

#2 = 2018 Men's JO Nationals: 100%



Place	Num	Name	Gym		#2	#1	Score
25T	603	Hilton Green	West Coast	Fin:	12.000	13.050	25.050
				D:	3.600	3.800	
				E:	8.400	9.250	
				ND:			
25T	270	Carlos Leonard	Flipspot	Fin:	12.650	12.400	25.050
				D:	3.900	3.900	
				E:	8.750	8.500	
				ND:			
27T	262	Aidyn Rivera	First in Flight	Fin:	12.350	12.350	24.700
				D:	3.200	3.300	
				E:	9.150	9.050	
				ND:			
27T	205	Tucker Yasunaga	Champaign	Fin:	12.400	12.300	24.700
				D:	3.900	3.900	
				E:	8.500	8.400	
				ND:			
29T	180	Cody Midboe	C.G's	Fin:	12.450	12.200	24.650
				D:	3.500	3.500	
				E:	8.950	8.700	
				ND:			
29T	559	Peyton Cramer	Texas Dreams	Fin:	12.400	12.250	24.650
				D:	3.500	3.400	
				E:	8.900	8.850	
				ND:			
31	556	Alexandru Nitache	Tatarus	Fin:	12.750	11.750	24.500
				D:	3.600	4.100	
				E:	9.150	7.750	
				ND:		-0.100	
32	319	Keivone Bowen	Gymnastics USA	Fin:	12.000	12.450	24.450
				D:	3.400	3.400	
				E:	8.600	9.050	
				ND:			
33	437	Christopher Xanthos	OGA	Fin:	12.200	12.100	24.300
				D:	3.100	3.100	
				E:	9.100	9.000	
				ND:			
34	488	Tony Traufler	Queen City	Fin:	11.900	12.350	24.250
				D:	3.400	3.300	
				E:	8.500	9.050	
				ND:			
35	329	Jackson Amorosa	HGC	Fin:	12.100	12.100	24.200
				D:	3.700	3.800	
				E:	8.400	8.600	
				ND:		-0.300	
36	112	Trent Stodden	5280 South	Fin:	11.700	12.300	24.000
				D:	3.700	3.700	
				E:	8.000	8.600	
				ND:			

2018 Men's JO Nationals Finals

Page: 4
Printed: 5/13/2018 5:10:38 PM

Event Results - Multi

Men / 9 / 13 yrs
Session: X-9

May 12-13, 2018

#1 = 2018 Men's JO Nationals Finals: 100%

#2 = 2018 Men's JO Nationals: 100%



Place	Num	Name	Gym		#2	#1	Score
37	121	Martin Macsay	Above the Barre	Fin:	12.150	11.800	23.950
				D:	3.700	3.700	
				E:	8.450	8.100	
				ND:			
38	601	Brandon Dang	West Coast	Fin:	11.700	12.000	23.700
				D:	3.400	3.400	
				E:	8.300	8.600	
				ND:			
39	159	PH-Caden Severtson	Avant Coeur	Fin:	12.650	0.000	12.650
				D:	3.500	0.000	
				E:	9.150	0.000	
				ND:			
40	476	PH-Giovanni Mantia	Premier West	Fin:	11.050	0.000	11.050
				D:	3.200	0.000	
				E:	7.850	0.000	
				ND:			
41	452	PB-Julian Galvez	Paragon	Fin:	10.750	0.000	10.750
				D:	3.700	0.000	
				E:	7.050	0.000	
				ND:			

2018 Men's JO Nationals Finals

Event Results - Multi

May 12-13, 2018

Page: 1
Printed: 5/13/2018 5:10:40 PM

Men / 9 / 13 yrs

Session: X-9

#1 = 2018 Men's JO Nationals Finals: 100%

#2 = 2018 Men's JO Nationals: 100%



Place	Num	Name	Gym		#2	#1	Score
1	601	Brandon Dang	West Coast	Fin:	11.400	11.850	23.250
				D:	3.500	3.600	
				E:	7.900	8.250	
				ND:			
2	262	Aidyn Rivera	First in Flight	Fin:	11.850	11.250	23.100
				D:	3.900	3.600	
				E:	7.950	7.650	
				ND:			
3	442	Robert Noll Jr.	Olympia	Fin:	11.750	11.200	22.950
				D:	2.800	2.800	
				E:	8.950	8.400	
				ND:			
4	388	Payton Kasper	Mini-Hops	Fin:	11.650	11.200	22.850
				D:	3.000	3.000	
				E:	8.650	8.200	
				ND:			
5	623	Jaden Blank	Zenith	Fin:	11.350	11.350	22.700
				D:	3.100	3.000	
				E:	8.250	8.350	
				ND:			
6	476	PH-Giovanni Mantia	Premier West	Fin:	11.400	11.250	22.650
				D:	3.200	3.300	
				E:	8.200	7.950	
				ND:			
7T	159	PH-Caden Severtson	Avant Coeur	Fin:	11.550	11.050	22.600
				D:	2.800	2.800	
				E:	8.750	8.250	
				ND:			
7T	478	Evan Reichert	Premier West	Fin:	11.250	11.350	22.600
				D:	3.000	3.000	
				E:	8.250	8.350	
				ND:			
9	319	Keivone Bowen	Gymnastics USA	Fin:	11.200	11.350	22.550
				D:	2.500	2.500	
				E:	8.700	8.850	
				ND:			
10	287	Jake Harmon	Granite State	Fin:	10.900	11.450	22.350
				D:	3.500	3.400	
				E:	7.400	8.050	
				ND:			
11	370	Mitchell Mularski	LaFleur - WI	Fin:	11.400	10.900	22.300
				D:	3.600	3.600	
				E:	7.800	7.300	
				ND:			
12T	556	Alexandru Nitache	Tatarus	Fin:	11.200	11.050	22.250
				D:	3.100	3.100	
				E:	8.100	7.950	
				ND:			

2018 Men's JO Nationals Finals

Event Results - Multi

May 12-13, 2018

#1 = 2018 Men's JO Nationals Finals: 100%

#2 = 2018 Men's JO Nationals: 100%



Place	Num	Name	Gym		#2	#1	Score
12T	593	Alexander Baum	WOGA Plano	Fin:	10.700	11.550	22.250
				D:	3.200	3.200	
				E:	7.500	8.350	
				ND:			
14	431	Luke Esparo	New Era	Fin:	10.650	11.550	22.200
				D:	2.900	3.000	
				E:	7.750	8.550	
				ND:			
15	559	Peyton Cramer	Texas Dreams	Fin:	10.200	11.950	22.150
				D:	3.200	3.200	
				E:	7.000	8.750	
				ND:			
16T	178	Kian Sullivan	Buffalo Grove	Fin:	10.800	11.250	22.050
				D:	3.100	3.100	
				E:	7.700	8.150	
				ND:			
16T	448	Joshua Szitanko	Premier NJ	Fin:	11.100	10.950	22.050
				D:	3.000	3.000	
				E:	8.100	7.950	
				ND:			
18T	111	Kellan Stodden	5280 South	Fin:	11.050	10.850	21.900
				D:	2.800	2.600	
				E:	8.250	8.250	
				ND:			
18T	543	Joshua George	Sun Country	Fin:	11.350	10.550	21.900
				D:	3.000	3.000	
				E:	8.350	7.550	
				ND:			
20	121	Martin Macsay	Above the Barre	Fin:	11.000	10.800	21.800
				D:	2.400	2.400	
				E:	8.600	8.700	
				ND:		-0.300	
21	437	Christopher Xanthos	OGA	Fin:	10.950	10.650	21.600
				D:	2.900	3.200	
				E:	8.050	7.450	
				ND:			
22T	112	Trent Stodden	5280 South	Fin:	10.700	10.850	21.550
				D:	2.800	2.600	
				E:	7.900	8.250	
				ND:			
22T	207	Rowan Dumond	Champions - TX	Fin:	10.700	10.850	21.550
				D:	2.800	2.800	
				E:	7.900	8.050	
				ND:			
22T	329	Jackson Amorosa	HGC	Fin:	10.900	10.650	21.550
				D:	3.100	3.100	
				E:	7.800	7.550	
				ND:			

2018 Men's JO Nationals Finals

Event Results - Multi

Men / 9 / 13 yrs

Session: X-9

May 12-13, 2018

#1 = 2018 Men's JO Nationals Finals: 100%

#2 = 2018 Men's JO Nationals: 100%



Place	Num	Name	Gym		#2	#1	Score
25T	298	Zachary Smollin	Gym Olympica	Fin:	10.500	10.550	21.050
				D:	2.800	2.800	
				E:	8.000	8.050	
				ND:	-0.300	-0.300	
25T	441	Logan Hepner	Olympia	Fin:	10.300	10.750	21.050
				D:	2.800	2.800	
				E:	7.500	7.950	
				ND:			
25T	205	Tucker Yasunaga	Champaign	Fin:	10.650	10.400	21.050
				D:	2.800	2.800	
				E:	7.850	7.900	
				ND:		-0.300	
28	392	Warren Strootman	Mini-Hops	Fin:	10.900	10.100	21.000
				D:	2.500	2.500	
				E:	8.700	7.600	
				ND:	-0.300		
29	606	Izaiha Mlay	West Coast	Fin:	9.700	11.250	20.950
				D:	3.000	3.000	
				E:	6.700	8.250	
				ND:			
30	180	Cody Midboe	C.G's	Fin:	10.650	10.250	20.900
				D:	2.400	2.400	
				E:	8.250	7.850	
				ND:			
31	211	Anthony Koppie	Cobb Challengers	Fin:	10.450	10.400	20.850
				D:	2.400	2.400	
				E:	8.350	8.000	
				ND:	-0.300		
32	297	Kaien Orion	Gym Olympica	Fin:	11.350	9.300	20.650
				D:	3.100	2.800	
				E:	8.250	6.500	
				ND:			
33T	270	Carlos Leonard	Flipspot	Fin:	10.350	10.250	20.600
				D:	2.700	2.700	
				E:	7.650	7.550	
				ND:			
33T	603	Hilton Green	West Coast	Fin:	9.900	10.700	20.600
				D:	2.400	2.400	
				E:	7.800	8.600	
				ND:	-0.300	-0.300	
35	360	Cole Richey	Interactive	Fin:	9.850	10.400	20.250
				D:	2.700	2.900	
				E:	8.450	7.500	
				ND:	-1.300		
36	237	Sebastian Martinez	EVO	Fin:	9.450	10.650	20.100
				D:	2.600	2.600	
				E:	6.850	8.050	
				ND:			

2018 Men's JO Nationals Finals

Page: 4
Printed: 5/13/2018 5:10:40 PM

Event Results - Multi

Men / 9 / 13 yrs

Session: X-9

May 12-13, 2018

#1 = 2018 Men's JO Nationals Finals: 100%

#2 = 2018 Men's JO Nationals: 100%



Place	Num	Name	Gym		#2	#1	Score
37	488	Tony Traufler	Queen City	Fin:	11.150	8.700	19.850
				D:	3.000	2.800	
				E:	8.150	5.900	
				ND:			
38	562	Jax Washburn	Thames Valley	Fin:	9.600	10.150	19.750
				D:	3.300	3.000	
				E:	6.300	7.150	
				ND:			
39	510	FX-Sam Marek	Salto	Fin:	9.300	0.000	9.300
				D:	2.700	0.000	
				E:	6.600	0.000	
				ND:			
40	405	FX-Alan Sovrebov	Metropolitan	Fin:	8.750	0.000	8.750
				D:	2.300	0.000	
				E:	7.750	0.000	
				ND:	-1.300		
41	452	PB-Julian Galvez	Paragon	Fin:	0.000	0.000	0.000
				D:	0.000	0.000	
				E:	0.000	0.000	
				ND:			

2018 Men's JO Nationals Finals

Page: 1
Printed: 5/13/2018 5:10:43 PM

Event Results - Multi

Men / 9 / 13 yrs
Session: X-9

May 12-13, 2018

#1 = 2018 Men's JO Nationals Finals: 100%

#2 = 2018 Men's JO Nationals: 100%



Place	Num	Name	Gym		#2	#1	Score
1	431	Luke Esparo	New Era	Fin:	12.800	13.350	26.150
				D:	3.900	4.000	
				E:	8.900	9.350	
				ND:			
2T	319	Keivone Bowen	Gymnastics USA	Fin:	12.000	12.300	24.300
				D:	3.200	3.300	
				E:	9.100	9.300	
				ND:	-0.300	-0.300	
2T	448	Joshua Szitanko	Premier NJ	Fin:	12.000	12.300	24.300
				D:	3.600	3.600	
				E:	8.400	8.700	
				ND:			
4	112	Trent Stodden	5280 South	Fin:	12.100	11.950	24.050
				D:	3.600	3.600	
				E:	8.800	8.650	
				ND:	-0.300	-0.300	
5	297	Kaien Orion	Gym Olympica	Fin:	11.600	12.000	23.600
				D:	3.500	3.500	
				E:	8.400	8.800	
				ND:	-0.300	-0.300	
6	211	Anthony Koppie	Cobb Challengers	Fin:	12.050	11.450	23.500
				D:	3.500	3.500	
				E:	8.550	7.950	
				ND:			
7	603	Hilton Green	West Coast	Fin:	11.700	11.750	23.450
				D:	3.800	4.000	
				E:	7.900	7.750	
				ND:			
8T	111	Kellan Stodden	5280 South	Fin:	11.150	12.250	23.400
				D:	3.400	3.600	
				E:	7.750	8.650	
				ND:			
8T	543	Joshua George	Sun Country	Fin:	11.900	11.500	23.400
				D:	3.600	3.600	
				E:	8.300	7.900	
				ND:			
10	442	Robert Noll Jr.	Olympia	Fin:	11.300	12.050	23.350
				D:	3.500	3.000	
				E:	7.800	9.050	
				ND:			
11	270	Carlos Leonard	Flipspot	Fin:	11.750	11.550	23.300
				D:	3.900	3.900	
				E:	7.850	7.650	
				ND:			
12	298	Zachary Smollin	Gym Olympica	Fin:	11.750	11.500	23.250
				D:	3.500	3.500	
				E:	8.550	8.300	
				ND:	-0.300	-0.300	

2018 Men's JO Nationals Finals

Event Results - Multi

May 12-13, 2018

#1 = 2018 Men's JO Nationals Finals: 100%

#2 = 2018 Men's JO Nationals: 100%



Place	Num	Name	Gym		#2	#1	Score
13	287	Jake Harmon	Granite State	Fin:	11.900	11.150	23.050
				D:	3.900	3.600	
				E:	8.000	7.850	
				ND:		-0.300	
14T	392	Warren Strootman	Mini-Hops	Fin:	11.400	11.600	23.000
				D:	3.900	3.900	
				E:	7.500	7.700	
				ND:			
14T	593	Alexander Baum	WOGA Plano	Fin:	11.400	11.600	23.000
				D:	3.600	3.800	
				E:	8.100	8.100	
				ND:	-0.300	-0.300	
16T	623	Jaden Blank	Zenith	Fin:	11.300	11.600	22.900
				D:	3.500	3.800	
				E:	8.100	8.100	
				ND:	-0.300	-0.300	
16T	178	Kian Sullivan	Buffalo Grove	Fin:	11.150	11.750	22.900
				D:	3.500	3.700	
				E:	7.950	8.350	
				ND:	-0.300	-0.300	
18	437	Christopher Xanthos	OGA	Fin:	11.450	11.350	22.800
				D:	2.500	2.500	
				E:	9.250	9.150	
				ND:	-0.300	-0.300	
19	606	Izaiha Mlay	West Coast	Fin:	10.750	12.000	22.750
				D:	3.800	3.800	
				E:	6.950	8.200	
				ND:			
20T	360	Cole Richey	Interactive	Fin:	11.700	11.000	22.700
				D:	3.200	3.200	
				E:	8.800	8.100	
				ND:	-0.300	-0.300	
20T	370	Mitchell Mularski	LaFleur - WI	Fin:	11.150	11.550	22.700
				D:	2.800	2.800	
				E:	8.650	9.050	
				ND:	-0.300	-0.300	
22	562	Jax Washburn	Thames Valley	Fin:	11.600	10.750	22.350
				D:	3.500	3.200	
				E:	8.400	7.850	
				ND:	-0.300	-0.300	
23	441	Logan Hepner	Olympia	Fin:	11.250	11.050	22.300
				D:	2.500	2.500	
				E:	9.050	8.850	
				ND:	-0.300	-0.300	
24	121	Martin Macsay	Above the Barre	Fin:	11.200	11.000	22.200
				D:	2.500	2.500	
				E:	9.000	8.800	
				ND:	-0.300	-0.300	

2018 Men's JO Nationals Finals

Event Results - Multi

May 12-13, 2018

#1 = 2018 Men's JO Nationals Finals: 100%

#2 = 2018 Men's JO Nationals: 100%



Place	Num	Name	Gym		#2	#1	Score
25	262	Aidyn Rivera	First in Flight	Fin:	10.700	11.400	22.100
				D:	3.100	3.100	
				E:	7.600	8.300	
				ND:			
26	488	Tony Traufler	Queen City	Fin:	10.650	11.250	21.900
				D:	3.100	2.600	
				E:	7.850	8.950	
				ND:	-0.300	-0.300	
27	205	Tucker Yasunaga	Champaign	Fin:	10.400	11.400	21.800
				D:	2.300	2.300	
				E:	8.400	9.400	
				ND:	-0.300	-0.300	
28	237	Sebastian Martinez	EVO	Fin:	10.800	10.950	21.750
				D:	2.300	2.300	
				E:	8.800	8.950	
				ND:	-0.300	-0.300	
29	556	Alexandru Nitache	Tatarus	Fin:	10.500	11.200	21.700
				D:	3.400	3.600	
				E:	7.400	7.900	
				ND:	-0.300	-0.300	
30	388	Payton Kasper	Mini-Hops	Fin:	11.200	10.400	21.600
				D:	3.500	3.500	
				E:	7.700	6.900	
				ND:			
31	559	Peyton Cramer	Texas Dreams	Fin:	10.600	10.850	21.450
				D:	2.700	2.700	
				E:	8.200	8.450	
				ND:	-0.300	-0.300	
32	601	Brandon Dang	West Coast	Fin:	10.200	11.200	21.400
				D:	2.800	2.800	
				E:	7.700	8.700	
				ND:	-0.300	-0.300	
33T	478	Evan Reichert	Premier West	Fin:	11.000	10.300	21.300
				D:	2.600	2.600	
				E:	8.700	8.000	
				ND:	-0.300	-0.300	
33T	329	Jackson Amorosa	HGC	Fin:	11.150	10.150	21.300
				D:	3.300	3.100	
				E:	8.150	7.350	
				ND:	-0.300	-0.300	
35	207	Rowan Dumond	Champions - TX	Fin:	11.250	9.300	20.550
				D:	3.500	2.800	
				E:	8.050	6.800	
				ND:	-0.300	-0.300	
36	180	Cody Midboe	C.G's	Fin:	10.800	9.550	20.350
				D:	3.200	3.000	
				E:	7.900	6.850	
				ND:	-0.300	-0.300	

2018 Men's JO Nationals Finals

Page: 4
Printed: 5/13/2018 5:10:43 PM

Event Results - Multi

Men / 9 / 13 yrs

Session: X-9

May 12-13, 2018

#1 = 2018 Men's JO Nationals Finals: 100%

#2 = 2018 Men's JO Nationals: 100%



Place	Num	Name	Gym		#2	#1	Score
37	405	FX-Alan Sovrebov	Metropolitan	Fin:	11.700	0.000	11.700
				D:	2.900	0.000	
				E:	8.800	0.000	
				ND:			
38	159	PH-Caden Severtson	Avant Coeur	Fin:	11.450	0.000	11.450
				D:	3.300	0.000	
				E:	8.450	0.000	
				ND:	-0.300		
39	476	PH-Giovanni Mantia	Premier West	Fin:	10.300	0.000	10.300
				D:	2.400	0.000	
				E:	8.200	0.000	
				ND:	-0.300		
40	510	FX-Sam Marek	Salto	Fin:	9.750	0.000	9.750
				D:	3.300	0.000	
				E:	6.450	0.000	
				ND:			
41	452	PB-Julian Galvez	Paragon	Fin:	0.000	0.000	0.000
				D:	0.000	0.000	
				E:	0.000	0.000	
				ND:			

2018 Men's JO Nationals Finals

Page: 1
Printed: 5/13/2018 5:10:44 PM

Event Results - Multi

Men / 9 / 13 yrs

Session: X-9

May 12-13, 2018

#1 = 2018 Men's JO Nationals Finals: 100%

#2 = 2018 Men's JO Nationals: 100%



Place	Num	Name	Gym		#2	#1	Score
1	388	Payton Kasper	Mini-Hops	Fin:	13.250	13.450	26.700
				D:	4.000	4.000	
				E:	9.250	9.450	
				ND:			
2	442	Robert Noll Jr.	Olympia	Fin:	12.950	13.300	26.250
				D:	4.000	4.100	
				E:	8.950	9.200	
				ND:			
3	603	Hilton Green	West Coast	Fin:	12.800	13.250	26.050
				D:	4.000	4.000	
				E:	8.900	9.350	
				ND:	-0.100	-0.100	
4T	180	Cody Midboe	C.G's	Fin:	12.850	12.700	25.550
				D:	4.000	4.000	
				E:	8.950	8.800	
				ND:	-0.100	-0.100	
4T	211	Anthony Koppie	Cobb Challengers	Fin:	12.700	12.850	25.550
				D:	4.000	4.000	
				E:	8.800	8.850	
				ND:	-0.100		
6	298	Zachary Smollin	Gym Olympica	Fin:	12.700	12.500	25.200
				D:	3.300	3.300	
				E:	9.400	9.200	
				ND:			
7	448	Joshua Szitanko	Premier NJ	Fin:	12.350	12.500	24.850
				D:	3.200	3.200	
				E:	9.150	9.300	
				ND:			
8	360	Cole Richey	Interactive	Fin:	12.350	12.350	24.700
				D:	3.200	3.200	
				E:	9.150	9.150	
				ND:			
9	205	Tucker Yasunaga	Champaign	Fin:	12.050	12.300	24.350
				D:	3.200	3.200	
				E:	8.850	9.100	
				ND:			
10	606	Izaiha Mlay	West Coast	Fin:	11.900	12.250	24.150
				D:	3.200	3.200	
				E:	8.700	9.050	
				ND:			
11	121	Martin Macsray	Above the Barre	Fin:	11.900	11.950	23.850
				D:	2.500	2.500	
				E:	9.400	9.450	
				ND:			
12	431	Luke Esparo	New Era	Fin:	11.700	12.100	23.800
				D:	2.800	2.800	
				E:	8.900	9.300	
				ND:			

2018 Men's JO Nationals Finals

Event Results - Multi

May 12-13, 2018

#1 = 2018 Men's JO Nationals Finals: 100%

#2 = 2018 Men's JO Nationals: 100%



Place	Num	Name	Gym		#2	#1	Score
13	287	Jake Harmon	Granite State	Fin:	11.750	11.800	23.550
				D:	2.800	2.800	
				E:	8.950	9.000	
				ND:			
14T	329	Jackson Amorosa	HGC	Fin:	11.600	11.750	23.350
				D:	2.800	2.800	
				E:	8.800	8.950	
				ND:			
14T	370	Mitchell Mularski	LaFleur - WI	Fin:	11.500	11.850	23.350
				D:	2.400	2.400	
				E:	9.100	9.450	
				ND:			
14T	392	Warren Strootman	Mini-Hops	Fin:	11.600	11.750	23.350
				D:	2.200	2.300	
				E:	9.400	9.450	
				ND:			
14T	562	Jax Washburn	Thames Valley	Fin:	11.700	11.650	23.350
				D:	2.800	2.800	
				E:	8.900	8.850	
				ND:			
18	319	Keivone Bowen	Gymnastics USA	Fin:	11.700	11.600	23.300
				D:	2.400	2.400	
				E:	9.400	9.200	
				ND:	-0.100		
19	601	Brandon Dang	West Coast	Fin:	11.550	11.550	23.100
				D:	2.400	2.400	
				E:	9.150	9.150	
				ND:			
20	111	Kellan Stodden	5280 South	Fin:	11.550	11.500	23.050
				D:	2.400	2.400	
				E:	9.150	9.100	
				ND:			
21	270	Carlos Leonard	Flipspot	Fin:	11.200	11.750	22.950
				D:	2.400	2.400	
				E:	8.800	9.350	
				ND:			
22T	297	Kaien Orion	Gym Olympica	Fin:	11.250	11.600	22.850
				D:	2.400	2.400	
				E:	9.150	9.300	
				ND:	-0.300	-0.100	
22T	559	Peyton Cramer	Texas Dreams	Fin:	11.500	11.350	22.850
				D:	2.200	2.200	
				E:	9.300	9.150	
				ND:			
24	488	Tony Traufler	Queen City	Fin:	10.650	12.100	22.750
				D:	2.400	3.200	
				E:	8.350	8.900	
				ND:	-0.100		

2018 Men's JO Nationals Finals

Event Results - Multi

May 12-13, 2018

#1 = 2018 Men's JO Nationals Finals: 100%

#2 = 2018 Men's JO Nationals: 100%



Place	Num	Name	Gym		#2	#1	Score
25T	593	Alexander Baum	WOGA Plano	Fin:	11.550	11.150	22.700
				D:	2.400	2.400	
				E:	9.150	8.850	
				ND:		-0.100	
25T	623	Jaden Blank	Zenith	Fin:	11.300	11.400	22.700
				D:	2.400	2.400	
				E:	8.900	9.000	
				ND:			
27	207	Rowan Dumond	Champions - TX	Fin:	11.700	10.950	22.650
				D:	2.800	2.800	
				E:	9.000	8.150	
				ND:	-0.100		
28	441	Logan Hepner	Olympia	Fin:	11.150	11.450	22.600
				D:	2.200	2.200	
				E:	8.950	9.250	
				ND:			
29	478	Evan Reichert	Premier West	Fin:	11.200	11.300	22.500
				D:	2.400	2.400	
				E:	8.800	8.900	
				ND:			
30	178	Kian Sullivan	Buffalo Grove	Fin:	11.150	11.300	22.450
				D:	2.200	2.200	
				E:	8.950	9.100	
				ND:			
31	556	Alexandru Nitache	Tatarus	Fin:	11.150	11.100	22.250
				D:	2.200	2.200	
				E:	9.050	8.900	
				ND:	-0.100		
32	237	Sebastian Martinez	EVO	Fin:	10.900	11.150	22.050
				D:	2.200	2.300	
				E:	8.700	8.850	
				ND:			
33	262	Aidyn Rivera	First in Flight	Fin:	10.900	11.100	22.000
				D:	1.800	1.800	
				E:	9.100	9.300	
				ND:			
34	112	Trent Stodden	5280 South	Fin:	11.300	10.550	21.850
				D:	2.400	2.400	
				E:	8.900	8.150	
				ND:			
35	437	Christopher Xanthos	OGA	Fin:	10.850	10.450	21.300
				D:	1.600	2.200	
				E:	9.250	8.250	
				ND:			
36	543	Joshua George	Sun Country	Fin:	10.450	10.800	21.250
				D:	2.400	2.400	
				E:	8.050	8.400	
				ND:			

2018 Men's JO Nationals Finals

Page: 4
Printed: 5/13/2018 5:10:44 PM

Event Results - Multi

Men / 9 / 13 yrs

Session: X-9

May 12-13, 2018

#1 = 2018 Men's JO Nationals Finals: 100%

#2 = 2018 Men's JO Nationals: 100%



Place	Num	Name	Gym		#2	#1	Score
37	510	FX-Sam Marek	Salto	Fin:	12.050	0.000	12.050
				D:	3.200	0.000	
				E:	8.850	0.000	
				ND:			
38	476	PH-Giovanni Mantia	Premier West	Fin:	11.600	0.000	11.600
				D:	2.400	0.000	
				E:	9.200	0.000	
				ND:			
39	452	PB-Julian Galvez	Paragon	Fin:	11.550	0.000	11.550
				D:	2.400	0.000	
				E:	9.150	0.000	
				ND:			
40	405	FX-Alan Sovrebov	Metropolitan	Fin:	10.800	0.000	10.800
				D:	2.200	0.000	
				E:	8.700	0.000	
				ND:	-0.100		
41	159	PH-Caden Severtson	Avant Coeur	Fin:	10.400	0.000	10.400
				D:	2.200	0.000	
				E:	8.200	0.000	
				ND:			

2018 Men's JO Nationals Finals

Page: 1
Printed: 5/13/2018 5:10:46 PM

Event Results - Multi

Men / 9 / 13 yrs
Session: X-9

May 12-13, 2018

#1 = 2018 Men's JO Nationals Finals: 100%

#2 = 2018 Men's JO Nationals: 100%



Place	Num	Name	Gym		#2	#1	Score
1	111	Kellan Stodden	5280 South	Fin:	12.850	12.850	25.700
				D:	3.400	3.400	
				E:	9.450	9.450	
				ND:			
2	178	Kian Sullivan	Buffalo Grove	Fin:	12.450	12.800	25.250
				D:	3.400	3.500	
				E:	9.050	9.300	
				ND:			
3	603	Hilton Green	West Coast	Fin:	12.100	13.050	25.150
				D:	3.700	3.800	
				E:	8.400	9.250	
				ND:			
4T	441	Logan Hepner	Olympia	Fin:	12.550	12.550	25.100
				D:	3.300	3.300	
				E:	9.250	9.250	
				ND:			
4T	392	Warren Strootman	Mini-Hops	Fin:	12.450	12.650	25.100
				D:	3.500	3.500	
				E:	8.950	9.150	
				ND:			
4T	559	Peyton Cramer	Texas Dreams	Fin:	12.650	12.450	25.100
				D:	3.400	3.300	
				E:	9.250	9.150	
				ND:			
7	297	Kaien Orion	Gym Olympica	Fin:	12.550	12.450	25.000
				D:	3.000	3.000	
				E:	9.550	9.450	
				ND:			
8T	360	Cole Richey	Interactive	Fin:	12.300	12.550	24.850
				D:	3.000	3.000	
				E:	9.300	9.550	
				ND:			
8T	488	Tony Traufler	Queen City	Fin:	12.500	12.350	24.850
				D:	3.400	3.400	
				E:	9.100	8.950	
				ND:			
10	205	Tucker Yasunaga	Champaign	Fin:	12.500	12.300	24.800
				D:	3.100	3.200	
				E:	9.400	9.100	
				ND:			
11T	121	Martin Macsray	Above the Barre	Fin:	12.450	12.300	24.750
				D:	3.300	3.300	
				E:	9.150	9.000	
				ND:			
11T	370	Mitchell Mularski	LaFleur - WI	Fin:	12.150	12.600	24.750
				D:	3.400	3.700	
				E:	8.750	8.900	
				ND:			

2018 Men's JO Nationals Finals

Event Results - Multi

May 12-13, 2018

#1 = 2018 Men's JO Nationals Finals: 100%

#2 = 2018 Men's JO Nationals: 100%



Place	Num	Name	Gym		#2	#1	Score
13	388	Payton Kasper	Mini-Hops	Fin:	12.150	12.550	24.700
				D:	3.400	3.400	
				E:	8.750	9.150	
				ND:			
14	298	Zachary Smollin	Gym Olympica	Fin:	12.050	12.500	24.550
				D:	3.000	3.100	
				E:	9.050	9.400	
				ND:			
15T	270	Carlos Leonard	Flipspot	Fin:	12.250	12.250	24.500
				D:	3.600	3.600	
				E:	8.650	8.650	
				ND:			
15T	442	Robert Noll Jr.	Olympia	Fin:	12.200	12.300	24.500
				D:	3.300	3.300	
				E:	8.900	9.000	
				ND:			
15T	556	Alexandru Nitache	Tatarus	Fin:	12.100	12.400	24.500
				D:	3.100	3.200	
				E:	9.000	9.200	
				ND:			
18	593	Alexander Baum	WOGA Plano	Fin:	12.400	12.050	24.450
				D:	3.600	3.600	
				E:	8.800	8.450	
				ND:			
19T	437	Christopher Xanthos	OGA	Fin:	12.050	12.350	24.400
				D:	3.000	3.000	
				E:	9.050	9.350	
				ND:			
19T	452	PB-Julian Galvez	Paragon	Fin:	12.500	11.900	24.400
				D:	3.600	3.600	
				E:	8.900	8.300	
				ND:			
21	262	Aidyn Rivera	First in Flight	Fin:	12.050	12.300	24.350
				D:	3.400	3.400	
				E:	8.650	8.900	
				ND:			
22T	319	Keivone Bowen	Gymnastics USA	Fin:	11.700	12.550	24.250
				D:	3.200	3.200	
				E:	8.500	9.350	
				ND:			
22T	478	Evan Reichert	Premier West	Fin:	12.300	11.950	24.250
				D:	3.100	3.000	
				E:	9.200	8.950	
				ND:			
24	112	Trent Stodden	5280 South	Fin:	12.050	12.100	24.150
				D:	3.300	3.300	
				E:	8.750	8.800	
				ND:			

2018 Men's JO Nationals Finals

Event Results - Multi

May 12-13, 2018

#1 = 2018 Men's JO Nationals Finals: 100%

#2 = 2018 Men's JO Nationals: 100%



Place	Num	Name	Gym		#2	#1	Score
25	211	Anthony Koppie	Cobb Challengers	Fin:	11.850	12.250	24.100
				D:	3.100	3.100	
				E:	8.750	9.150	
				ND:			
26	237	Sebastian Martinez	EVO	Fin:	12.100	11.900	24.000
				D:	3.000	3.000	
				E:	9.100	8.900	
				ND:			
27	543	Joshua George	Sun Country	Fin:	12.050	11.750	23.800
				D:	3.800	3.800	
				E:	8.250	7.950	
				ND:			
28	207	Rowan Dumond	Champions - TX	Fin:	12.350	11.350	23.700
				D:	3.300	3.200	
				E:	9.050	8.150	
				ND:			
29	180	Cody Midboe	C.G's	Fin:	11.900	11.700	23.600
				D:	2.700	2.700	
				E:	9.200	9.000	
				ND:			
30	606	Izaiha Mlay	West Coast	Fin:	11.400	12.150	23.550
				D:	3.600	3.500	
				E:	7.800	8.650	
				ND:			
31	623	Jaden Blank	Zenith	Fin:	11.250	12.200	23.450
				D:	3.400	3.400	
				E:	7.850	8.800	
				ND:			
32	601	Brandon Dang	West Coast	Fin:	11.900	11.200	23.100
				D:	3.300	3.200	
				E:	8.600	8.000	
				ND:			
33	329	Jackson Amorosa	HGC	Fin:	11.800	11.200	23.000
				D:	3.200	3.400	
				E:	8.600	7.800	
				ND:			
34	562	Jax Washburn	Thames Valley	Fin:	11.450	11.250	22.700
				D:	3.600	3.600	
				E:	7.850	7.650	
				ND:			
35	431	Luke Esparo	New Era	Fin:	11.400	10.800	22.200
				D:	3.500	3.400	
				E:	7.900	7.400	
				ND:			
36	448	Joshua Szitanko	Premier NJ	Fin:	10.300	11.500	21.800
				D:	3.400	3.500	
				E:	6.900	8.000	
				ND:			

2018 Men's JO Nationals Finals

Event Results - Multi

May 12-13, 2018

#1 = 2018 Men's JO Nationals Finals: 100%

#2 = 2018 Men's JO Nationals: 100%



Place	Num	Name	Gym		#2	#1	Score
37	287	Jake Harmon	Granite State	Fin:	10.100	11.400	21.500
				D:	3.200	3.500	
				E:	6.900	7.900	
				ND:			
38	476	PH-Giovanni Mantia	Premier West	Fin:	12.300	0.000	12.300
				D:	2.800	0.000	
				E:	9.500	0.000	
				ND:			
39	159	PH-Caden Severtson	Avant Coeur	Fin:	11.900	0.000	11.900
				D:	3.100	0.000	
				E:	8.800	0.000	
				ND:			
40	405	FX-Alan Sovrebov	Metropolitan	Fin:	11.400	0.000	11.400
				D:	3.300	0.000	
				E:	8.100	0.000	
				ND:			
41	510	FX-Sam Marek	Salto	Fin:	11.150	0.000	11.150
				D:	3.300	0.000	
				E:	7.850	0.000	
				ND:			

2018 Men's JO Nationals Finals

Event Results - Multi

May 12-13, 2018

#1 = 2018 Men's JO Nationals Finals: 100%

#2 = 2018 Men's JO Nationals: 100%



Place	Num	Name	Gym		#2	#1	Score
1	442	Robert Noll Jr.	Olympia	Fin:	12.000	12.150	24.150
				D:	3.000	3.000	
				E:	9.000	9.150	
				ND:			
2	297	Kaien Orion	Gym Olympica	Fin:	11.950	12.150	24.100
				D:	2.800	2.800	
				E:	9.150	9.350	
				ND:			
3	237	Sebastian Martinez	EVO	Fin:	12.050	12.000	24.050
				D:	2.500	2.500	
				E:	9.550	9.500	
				ND:			
4T	287	Jake Harmon	Granite State	Fin:	11.800	12.100	23.900
				D:	3.600	3.500	
				E:	8.200	8.600	
				ND:			
4T	623	Jaden Blank	Zenith	Fin:	11.750	12.150	23.900
				D:	3.200	3.200	
				E:	8.550	8.950	
				ND:			
6T	112	Trent Stodden	5280 South	Fin:	12.100	11.750	23.850
				D:	3.100	3.100	
				E:	9.000	8.650	
				ND:			
6T	298	Zachary Smollin	Gym Olympica	Fin:	12.050	11.800	23.850
				D:	3.200	3.300	
				E:	8.850	8.500	
				ND:			
8T	431	Luke Esparo	New Era	Fin:	11.950	11.700	23.650
				D:	2.500	2.500	
				E:	9.450	9.200	
				ND:			
8T	559	Peyton Cramer	Texas Dreams	Fin:	11.700	11.950	23.650
				D:	3.200	3.200	
				E:	8.500	8.750	
				ND:			
10T	178	Kian Sullivan	Buffalo Grove	Fin:	11.650	11.750	23.400
				D:	3.000	3.000	
				E:	8.650	8.750	
				ND:			
10T	211	Anthony Koppie	Cobb Challengers	Fin:	11.650	11.750	23.400
				D:	2.700	2.700	
				E:	8.950	9.050	
				ND:			
12	392	Warren Strootman	Mini-Hops	Fin:	11.700	11.600	23.300
				D:	2.800	2.700	
				E:	8.900	8.900	
				ND:			

2018 Men's JO Nationals Finals

Event Results - Multi

May 12-13, 2018

#1 = 2018 Men's JO Nationals Finals: 100%

#2 = 2018 Men's JO Nationals: 100%



Place	Num	Name	Gym		#2	#1	Score
13	205	Tucker Yasunaga	Champaign	Fin:	11.650	11.550	23.200
				D:	2.500	2.500	
				E:	9.150	9.050	
				ND:			
14T	270	Carlos Leonard	Flipspot	Fin:	11.250	11.800	23.050
				D:	2.800	3.300	
				E:	8.450	8.500	
				ND:			
14T	556	Alexandru Nitache	Tatarus	Fin:	11.300	11.750	23.050
				D:	2.900	3.100	
				E:	8.400	8.650	
				ND:			
16	606	Izaiha Mlay	West Coast	Fin:	12.100	10.900	23.000
				D:	3.400	3.400	
				E:	8.700	7.500	
				ND:			
17	562	Jax Washburn	Thames Valley	Fin:	11.200	11.650	22.850
				D:	3.200	3.200	
				E:	8.000	8.450	
				ND:			
18	207	Rowan Dumond	Champions - TX	Fin:	11.600	11.150	22.750
				D:	2.600	2.600	
				E:	9.000	8.550	
				ND:			
19	593	Alexander Baum	WOGA Plano	Fin:	11.050	11.650	22.700
				D:	2.600	2.700	
				E:	8.450	8.950	
				ND:			
20	488	Tony Traufler	Queen City	Fin:	11.200	11.350	22.550
				D:	3.200	3.200	
				E:	8.000	8.150	
				ND:			
21	111	Kellan Stodden	5280 South	Fin:	11.300	11.150	22.450
				D:	3.100	3.100	
				E:	8.200	8.050	
				ND:			
22	121	Martin Macsay	Above the Barre	Fin:	11.050	11.350	22.400
				D:	2.300	2.300	
				E:	8.750	9.050	
				ND:			
23	360	Cole Richey	Interactive	Fin:	11.300	11.050	22.350
				D:	2.200	2.200	
				E:	9.100	8.850	
				ND:			
24T	437	Christopher Xanthos	OGA	Fin:	11.550	10.700	22.250
				D:	2.500	2.600	
				E:	9.050	8.100	
				ND:			

2018 Men's JO Nationals Finals

Event Results - Multi

May 12-13, 2018

#1 = 2018 Men's JO Nationals Finals: 100%

#2 = 2018 Men's JO Nationals: 100%



Place	Num	Name	Gym		#2	#1	Score
24T	441	Logan Hepner	Olympia	Fin:	10.950	11.300	22.250
				D:	2.900	2.900	
				E:	8.050	8.400	
				ND:			
26	388	Payton Kasper	Mini-Hops	Fin:	9.650	12.550	22.200
				D:	3.200	3.300	
				E:	6.450	9.250	
				ND:			
27T	262	Aidyn Rivera	First in Flight	Fin:	11.100	11.000	22.100
				D:	2.600	2.600	
				E:	8.500	8.400	
				ND:			
27T	601	Brandon Dang	West Coast	Fin:	10.950	11.150	22.100
				D:	2.500	2.500	
				E:	8.450	8.650	
				ND:			
29	329	Jackson Amorosa	HGC	Fin:	10.450	11.500	21.950
				D:	2.700	2.800	
				E:	7.750	8.700	
				ND:			
30	603	Hilton Green	West Coast	Fin:	10.400	11.500	21.900
				D:	2.300	3.300	
				E:	8.100	8.200	
				ND:			
31	543	Joshua George	Sun Country	Fin:	10.800	10.950	21.750
				D:	2.500	2.500	
				E:	8.300	8.450	
				ND:			
32	319	Keivone Bowen	Gymnastics USA	Fin:	10.800	10.850	21.650
				D:	3.100	3.100	
				E:	7.700	7.750	
				ND:			
33	478	Evan Reichert	Premier West	Fin:	11.100	10.150	21.250
				D:	2.300	2.300	
				E:	8.800	7.850	
				ND:			
34	370	Mitchell Mularski	LaFleur - WI	Fin:	11.750	9.350	21.100
				D:	2.300	2.300	
				E:	9.450	7.050	
				ND:			
35	448	Joshua Szitanko	Premier NJ	Fin:	9.700	11.300	21.000
				D:	3.200	3.200	
				E:	6.500	8.100	
				ND:			
36	180	Cody Midboe	C.G's	Fin:	10.150	10.650	20.800
				D:	3.200	3.200	
				E:	6.950	7.450	
				ND:			

2018 Men's JO Nationals Finals

Page: 4
Printed: 5/13/2018 5:10:48 PM

Event Results - Multi

Men / 9 / 13 yrs

Session: X-9

May 12-13, 2018

#1 = 2018 Men's JO Nationals Finals: 100%

#2 = 2018 Men's JO Nationals: 100%



Place	Num	Name	Gym		#2	#1	Score
37	405	FX-Alan Sovrebov	Metropolitan	Fin:	11.800	0.000	11.800
				D:	2.600	0.000	
				E:	9.200	0.000	
				ND:			
38	452	PB-Julian Galvez	Paragon	Fin:	11.500	0.000	11.500
				D:	2.900	0.000	
				E:	8.600	0.000	
				ND:			
39	510	FX-Sam Marek	Salto	Fin:	11.350	0.000	11.350
				D:	2.600	0.000	
				E:	8.750	0.000	
				ND:			
40	476	PH-Giovanni Mantia	Premier West	Fin:	10.550	0.000	10.550
				D:	2.300	0.000	
				E:	8.250	0.000	
				ND:			
41	159	PH-Caden Severtson	Avant Coeur	Fin:	9.700	0.000	9.700
				D:	1.900	0.000	
				E:	7.800	0.000	
				ND:			

2018 Men's JO Nationals Finals

Event Results - Multi

Men / 9 / 13 yrs

Session: X-9

May 12-13, 2018

#1 = 2018 Men's JO Nationals Finals: 100%

#2 = 2018 Men's JO Nationals: 100%

AA

Place	Num	Name	Gym	#2	#1	Score
1	442	Robert Noll Jr.	Olympia	73.100	74.600	147.700
2	388	Payton Kasper	Mini-Hops	70.750	72.850	143.600
3	431	Luke Esparo	New Era	71.450	72.050	143.500
4	298	Zachary Smollin	Gym Olympica	71.850	71.600	143.450
5	211	Anthony Koppie	Cobb Challengers	71.400	71.500	142.900
6	603	Hilton Green	West Coast	68.900	73.300	142.200
7	392	Warren Strootman	Mini-Hops	71.000	70.750	141.750
8	111	Kellan Stodden	5280 South	70.500	71.200	141.700
9	178	Kian Sullivan	Buffalo Grove	70.200	71.300	141.500
10	297	Kaien Orion	Gym Olympica	71.150	70.300	141.450
11	623	Jaden Blank	Zenith	69.700	71.500	141.200
12	287	Jake Harmon	Granite State	69.600	71.300	140.900
13T	360	Cole Richey	Interactive	70.100	70.650	140.750
13T	593	Alexander Baum	WOGA Plano	69.850	70.900	140.750
15	319	Keivone Bowen	Gymnastics USA	69.400	71.100	140.500
16	606	Izaiha Mlay	West Coast	68.600	71.700	140.300
17	205	Tucker Yasunaga	Champaign	69.650	70.250	139.900
18	559	Peyton Cramer	Texas Dreams	69.050	70.800	139.850
19T	112	Trent Stodden	5280 South	69.950	69.500	139.450
19T	270	Carlos Leonard	Flipspot	69.450	70.000	139.450
21	370	Mitchell Mularski	LaFleur - WI	70.550	68.800	139.350
22	448	Joshua Szitanko	Premier NJ	67.700	71.450	139.150
23	121	Martin Macsay	Above the Barre	69.750	69.200	138.950
24	441	Logan Hepner	Olympia	68.400	70.050	138.450
25	262	Aidyn Rivera	First in Flight	68.950	69.400	138.350
26	556	Alexandru Nitache	Tatarus	69.000	69.250	138.250
27	543	Joshua George	Sun Country	69.400	68.350	137.750
28	237	Sebastian Martinez	EVO	68.000	69.600	137.600
29	478	Evan Reichert	Premier West	69.150	68.100	137.250
30	562	Jax Washburn	Thames Valley	68.250	68.550	136.800
31T	437	Christopher Xanthos	OGA	69.050	67.600	136.650
31T	601	Brandon Dang	West Coast	67.700	68.950	136.650
33	207	Rowan Dumond	Champions - TX	70.100	66.450	136.550
34	488	Tony Traufler	Queen City	68.050	68.100	136.150
35	180	Cody Midboe	C.G's	68.800	67.050	135.850
36	329	Jackson Amorosa	HGC	68.000	67.350	135.350
37	405	FX-Alan Sovrebov	Metropolitan	67.600	13.000	80.600
38	510	FX-Sam Marek	Salto	66.600	13.050	79.650
39	159	PH-Caden Severtson	Avant Coeur	67.650	11.050	78.700
40	476	PH-Giovanni Mantia	Premier West	67.200	11.250	78.450
41	452	PB-Julian Galvez	Paragon	46.300	11.900	58.200