







2018 Men's JO Nationals

Meet Results

May 10-13, 2018

Page: 1
Printed: 5/11/2018 3:50 PM







Men / 8 / 12 yrs
Session: 4-8,4-9,5-8,5-9
Judge's Signatures

Rank	Num	Name	Gym							AA
1	515	Jonathan Yakel	Salto	Diff: 4.200	3.900	3.600	2.400	3.300	3.100	
				Exec: 8.550	8.700	8.900	9.150	9.450	9.200	
				ND:						
				Final: 12.750	12.600	12.500	11.550	12.750	12.300	74.450
				Place: 3T	9T	2	36*	1	11T	1
2	105	Conor Heary	5280 South	Diff: 3.300	3.700	3.500	2.200	3.400	3.100	
				Exec: 9.000	8.700	8.600	9.650	9.300	9.600	
				ND:						
				Final: 12.300	12.400	12.100	11.850	12.700	12.700	74.050
				Place: 15T	16T	6T	15	2	1	2
3	511	Kendell Powell	Salto	Diff: 4.300	3.400	3.200	3.200	3.200	3.100	
				Exec: 8.600	8.950	8.700	9.400	8.950	8.900	
				ND:						
				Final: 12.900	12.350	11.900	12.600	12.150	12.000	73.900
				Place: 1	18	12	2*	14*	21*	3
4	147	Tyler Smith	Apollo - FL	Diff: 3.800	3.100	3.100	2.900	3.300	3.100	
				Exec: 8.900	9.100	8.500	9.600	9.000	9.150	
				ND:						
				Final: 12.700	12.200	11.600	12.500	12.300	12.250	73.550
				Place: 5T	22	31T	4*	10T	15T	4
5	354	Roland Vera	In The Zone	Diff: 4.100	3.700	3.400	3.200	3.100	3.000	
				Exec: 8.300	8.950	7.800	9.450	9.250	9.000	
				ND:						
				Final: 12.400	12.650	11.200	12.650	12.350	12.000	73.250
				Place: 14	5T	59T	1	8T	21T	5
6	563	Jack Foltyn	Thornton's	Diff: 3.300	4.200	3.500	2.500	4.300	2.900	
				Exec: 8.850	8.350	8.800	9.400	8.300	8.600	
				ND:						
				Final: 12.150	12.550	12.300	11.900	12.600	11.500	73.000
				Place: 25T	11T	4	13T	3T	58T	6
7T	223	Jake Islam	Daggett	Diff: 3.400	3.800	3.100	2.900	3.200	2.800	
				Exec: 9.150	8.850	8.750	9.600	8.600	8.550	
				ND:						
				Final: 12.550	12.650	11.850	12.500	11.800	11.350	72.700
				Place: 10T	5*	13*	4*	32*	65*	7T
7T	468	Jimmy Hawksworth	Premier - IL	Diff: 3.600	3.900	2.700	2.400	3.500	3.100	
				Exec: 8.950	8.900	9.100	9.600	8.450	8.500	
				ND:						
				Final: 12.550	12.800	11.800	12.000	11.950	11.600	72.700
				Place: 10T	2T	17T	10*	24T	53T	7T
9	342	Niko Greenly	High Sierra	Diff: 3.400	3.100	3.200	1.600	3.200	2.900	
				Exec: 9.300	8.950	9.150	9.050	9.200	9.400	
				ND:						
				Final: 12.700	12.050	12.350	10.650	12.400	12.300	72.450
				Place: 5*	31T	3	77T	7	11*	9
10	217	Brenden Green	Cypress	Diff: 3.400	3.900	3.100	2.500	3.500	2.800	
				Exec: 9.250	8.200	8.300	9.600	8.200	9.450	
				ND:						
				Final: 12.650	12.100	11.400	12.100	11.700	12.250	72.200
				Place: 8T	27T	46T	9	44T	15T	10

2018 Men's JO Nationals

Meet Results







May 10-13, 2018

Rank	Num	Name	Gym							AA
11	288	Jacob Laher	Granite State	Diff: 3.300	3.900	3.600	2.800	3.900	2.900	
				Exec: 8.400	8.100	8.100	9.500	8.350	9.100	
				ND: _____	_____	_____	_____	_____	_____	
				Final: 11.700	12.000	11.700	12.300	12.250	12.000	71.950
				Place: 59*	36T	26T	7*	12	21*	11
12T	522	Daniel Sheng	Southern States	Diff: 3.700	3.300	2.800	2.200	3.200	2.800	
				Exec: 8.650	9.200	8.900	9.550	8.600	8.950	
				ND: -0.100	_____	_____	_____	_____	_____	
				Final: 12.250	12.500	11.700	11.750	11.800	11.750	71.750
				Place: 18T	13T	26*	18*	32*	41T	12T
12T	569	Sean Mullen	Trinity Acad	Diff: 3.300	3.800	2.800	2.200	3.000	2.600	
				Exec: 8.900	8.500	9.050	9.550	8.950	9.100	
				ND: _____	_____	_____	_____	_____	_____	
				Final: 12.200	12.300	11.850	11.750	11.950	11.700	71.750
				Place: 21*	19*	13T	18*	24*	47T	12T
14	404	Jonah Soltz	Metropolitan	Diff: 3.200	3.700	2.500	1.700	3.200	2.800	
				Exec: 9.100	8.150	9.200	9.600	8.950	9.600	
				ND: _____	_____	_____	_____	_____	_____	
				Final: 12.300	11.850	11.700	11.300	12.150	12.400	71.700
				Place: 15T	45T	26T	56*	14*	6*	14
15	203	David Ramirez	Central Coast	Diff: 3.400	3.600	3.200	2.200	3.100	3.200	
				Exec: 8.450	8.900	8.650	9.250	8.350	9.300	
				ND: _____	_____	_____	_____	_____	_____	
				Final: 11.850	12.500	11.850	11.450	11.450	12.500	71.600
				Place: 47*	13T	13T	47*	58T	4T	15
16T	548	Christian Goldner-Luedtke	Swiss Turners	Diff: 4.000	4.300	3.200	2.400	3.400	3.000	
				Exec: 8.750	8.350	7.800	9.200	7.550	9.550	
				ND: _____	_____	_____	_____	_____	_____	
				Final: 12.750	12.650	11.000	11.600	10.950	12.550	71.500
				Place: 3T	5T	69	30*	73T	2*	16T
16T	500	Elias Orlino	SCATS	Diff: 3.500	3.500	2.900	2.400	3.200	3.000	
				Exec: 9.300	8.500	8.650	9.350	8.500	8.700	
				ND: _____	_____	_____	_____	_____	_____	
				Final: 12.800	12.000	11.550	11.750	11.700	11.700	71.500
				Place: 2	36T	38T	18T	44T	47*	16T
18	389	Cameron Klimmek	Mini-Hops	Diff: 4.000	3.000	2.800	2.800	3.300	3.000	
				Exec: 7.850	8.850	8.950	9.500	8.500	8.750	
				ND: _____	_____	_____	_____	_____	_____	
				Final: 11.850	11.850	11.750	12.300	11.800	11.750	71.300
				Place: 47T	45T	20*	7*	32T	41T	18
19	200	Nate Hardy	Cartersville	Diff: 3.400	3.500	3.400	2.400	3.500	2.900	
				Exec: 8.700	7.700	9.200	9.150	8.250	9.100	
				ND: _____	_____	_____	_____	_____	_____	
				Final: 12.100	11.200	12.600	11.550	11.750	12.000	71.200
				Place: 30T	63T	1	36*	39T	21*	19
20	271	Landon Brady	Flying High Acad	Diff: 3.400	3.900	2.700	2.200	3.100	2.900	
				Exec: 8.550	8.550	8.800	9.300	9.000	8.700	
				ND: _____	_____	_____	_____	_____	_____	
				Final: 11.950	12.450	11.500	11.500	12.100	11.600	71.100
				Place: 38T	15	41T	42*	18T	53T	20

2018 Men's JO Nationals

Meet Results







May 10-13, 2018

Rank	Num	Name	Gym							AA
21	447	Anthony Ignacio	Oroville	Diff: 3.100	3.200	2.800	2.200	3.100	2.700	
				Exec: 9.550	8.900	8.950	9.350	8.850	8.350	
				ND: _____	_____	_____	_____	_____	_____	
				Final: 12.650	12.100	11.750	11.550	11.950	11.050	71.050
				Place: 8T	27T	20*	36*	24*	73	21
22T	315	Rylan Barnes	GymTek	Diff: 3.500	4.100	2.800	2.200	3.300	2.800	
				Exec: 7.900	8.500	8.800	8.900	9.300	9.200	
				ND: _____	_____	_____	-0.300	_____	_____	
				Final: 11.400	12.600	11.600	10.800	12.600	12.000	71.000
				Place: 73	9T	31*	73T	3*	21T	22T
22T	120	Austin Loving	Above the Bar - VA	Diff: 3.500	3.000	2.800	2.400	3.200	2.900	
				Exec: 8.250	9.050	8.600	9.300	8.600	9.400	
				ND: _____	_____	_____	_____	_____	_____	
				Final: 11.750	12.050	11.400	11.700	11.800	12.300	71.000
				Place: 57*	31T	46T	23*	32*	11*	22T
22T	292	Kael Griffin	Gym Force	Diff: 3.200	3.500	2.900	2.400	2.500	2.900	
				Exec: 8.700	8.400	8.700	9.050	9.350	9.400	
				ND: _____	_____	_____	_____	_____	_____	
				Final: 11.900	11.900	11.600	11.450	11.850	12.300	71.000
				Place: 41*	41T	31T	47T	30T	11*	22T
25	621	Max Finn	Yellow Jackets	Diff: 3.000	3.600	3.800	3.200	3.300	3.300	
				Exec: 8.500	7.350	7.550	9.400	8.750	9.200	
				ND: _____	_____	_____	_____	_____	_____	
				Final: 11.500	10.950	11.350	12.600	12.050	12.500	70.950
				Place: 70T	69	50T	2*	20T	4T	25
26	622	Tommy Gersbacher	Yorba Linda	Diff: 3.400	3.900	3.300	2.200	3.000	3.100	
				Exec: 8.250	8.000	8.950	8.450	9.300	9.050	
				ND: _____	_____	_____	_____	_____	_____	
				Final: 11.650	11.900	12.250	10.650	12.300	12.150	70.900
				Place: 66T	41T	5	77T	10T	17	26
27	169	Christian Workman	Beach Bounders	Diff: 3.400	3.900	2.900	2.200	3.300	3.100	
				Exec: 8.450	8.500	8.000	9.550	8.450	9.000	
				ND: _____	_____	_____	_____	_____	_____	
				Final: 11.850	12.400	10.900	11.750	11.750	12.100	70.750
				Place: 47*	16T	71	18*	39*	18T	27
28	114	Abraham Sasso	ACE	Diff: 3.400	3.800	2.800	2.400	3.300	2.700	
				Exec: 8.300	8.350	8.750	8.550	9.300	9.000	
				ND: _____	_____	_____	_____	_____	_____	
				Final: 11.700	12.150	11.550	10.950	12.600	11.700	70.650
				Place: 59T	23T	38T	69T	3*	47*	28
29T	401	Eli Deehr	Metropolitan	Diff: 3.200	3.100	2.600	2.400	3.300	2.900	
				Exec: 9.050	8.400	8.800	9.450	8.450	9.050	
				ND: _____	_____	_____	-0.100	_____	_____	
				Final: 12.250	11.500	11.400	11.750	11.750	11.950	70.600
				Place: 18T	55T	46T	18T	39*	27T	29T
29T	533	Henry Counts	St. Louis Gym Cntr	Diff: 3.800	3.500	2.800	2.800	3.000	2.800	
				Exec: 8.350	8.350	8.800	8.950	8.700	9.050	
				ND: _____	_____	_____	-0.300	_____	_____	
				Final: 12.150	11.850	11.600	11.450	11.700	11.850	70.600
				Place: 25T	45T	31*	47T	44T	31T	29T

2018 Men's JO Nationals

Meet Results







May 10-13, 2018

Rank	Num	Name	Gym							AA
31T	457	Chase Graziadei	Park Avenue	Diff: 3.400	3.300	2.700	2.200	3.000	2.700	
				Exec: 8.750	8.300	8.600	9.500	8.950	9.150	
				ND:						
				Final: 12.150	11.600	11.300	11.700	11.950	11.850	70.550
				Place: 25T	52	52*	23*	24*	31*	31T
31T	541	Ethan Drake	Stumpfs	Diff: 3.600	4.400	3.200	2.400	3.100	2.600	
				Exec: 8.200	7.350	8.400	9.500	8.900	8.900	
				ND:						
				Final: 11.800	11.750	11.600	11.900	12.000	11.500	70.550
				Place: 52T	50	31T	13T	23	58T	31T
33	524	Andrew Sweeten	Southlake	Diff: 3.600	3.600	3.000	2.200	3.300	2.700	
				Exec: 8.550	8.300	8.800	8.800	8.600	8.950	
				ND:						
				Final: 12.150	11.900	11.800	11.000	11.900	11.650	70.400
				Place: 25T	41T	17T	67T	29	52	33
34	321	Gannon English	Gymnastics USA	Diff: 3.300	3.500	2.800	2.200	3.000	2.800	
				Exec: 8.900	8.550	8.800	8.750	8.650	9.250	
				ND:					-0.300	
				Final: 12.200	12.050	11.600	10.950	11.650	11.750	70.200
				Place: 21*	31*	31*	69T	48*	41T	34
35T	278	Braxton Jones	Geist	Diff: 3.300	3.100	3.200	1.700	3.400	3.200	
				Exec: 8.600	8.800	8.900	8.400	8.400	9.150	
				ND:						
				Final: 11.900	11.900	12.100	10.100	11.800	12.350	70.150
				Place: 41*	41T	6T	84	32T	9T	35T
35T	168	Alex Istock	Bayshore Elite	Diff: 3.100	3.600	2.900	1.800	3.300	2.700	
				Exec: 9.200	9.200	7.900	9.600	7.700	9.150	
				ND:						
				Final: 12.300	12.800	10.800	11.400	11.000	11.850	70.150
				Place: 15T	2T	73T	53T	70T	31*	35T
37T	439	Oskar Sanchez	OMEGA Gym	Diff: 3.100	3.100	2.500	1.700	3.100	2.800	
				Exec: 8.700	7.350	9.050	9.750	9.350	9.600	
				ND:						
				Final: 11.800	10.450	11.550	11.450	12.450	12.400	70.100
				Place: 52T	75T	38T	47T	6	6*	37T
37T	224	Will Taplin	Danik	Diff: 3.500	3.500	3.100	2.200	3.100	2.800	
				Exec: 8.200	8.600	8.250	9.250	8.600	9.000	
				ND:						
				Final: 11.700	12.100	11.350	11.450	11.700	11.800	70.100
				Place: 59*	27T	50T	47*	44T	37T	37T
39	362	Andrew Dieu	Iron Cross	Diff: 3.200	3.800	2.800	2.200	3.200	2.700	
				Exec: 8.850	8.500	8.900	8.350	9.000	8.600	
				ND:			-0.100			
				Final: 12.050	12.300	11.700	10.450	12.200	11.300	70.000
				Place: 32T	19*	26*	80T	13	69T	39
40	453	Bode Kunda	Paragon	Diff: 3.200	3.100	2.600	2.400	3.200	2.700	
				Exec: 8.600	8.700	8.900	8.450	8.950	9.150	
				ND:						
				Final: 11.800	11.800	11.500	10.850	12.150	11.850	69.950
				Place: 52*	49	41T	72	14*	31*	40

2018 Men's JO Nationals

Meet Results







May 10-13, 2018

Rank	Num	Name	Gym							AA
41	148	Zachary Smith	Apollo - FL	Diff: 3.600	3.100	2.600	2.200	3.300	2.700	
				Exec: 8.350	8.750	8.050	9.400	9.050	8.800	
				ND: _____	_____	_____	_____	_____	_____	
				Final: 11.950	11.850	10.650	11.600	12.350	11.500	69.900
				Place: 38T	45T	75*	30*	8T	58T	41
42	535	Jimmy Fietsam	St. Louis Gym Cntr	Diff: 3.700	4.800	2.700	2.400	3.000	2.700	
				Exec: 6.900	7.950	8.550	9.250	8.850	9.100	
				ND: _____	_____	_____	-0.100	_____	_____	
				Final: 10.600	12.750	11.250	11.550	11.850	11.800	69.800
				Place: 84	4	56T	36T	30T	37*	42
43	273	Landon Miller	Frontier	Diff: 3.400	3.300	2.500	2.200	3.000	2.700	
				Exec: 8.800	8.200	8.950	9.350	8.400	9.000	
				ND: _____	_____	_____	-0.100	_____	_____	
				Final: 12.200	11.500	11.450	11.450	11.400	11.700	69.700
				Place: 21T	55T	45	47T	61T	47*	43
44	138	Kade Noble	All American	Diff: 3.500	3.500	2.700	2.400	3.000	3.000	
				Exec: 8.350	7.400	8.600	9.200	8.450	9.550	
				ND: _____	_____	_____	_____	_____	_____	
				Final: 11.850	10.900	11.300	11.600	11.450	12.550	69.650
				Place: 47*	70T	52*	30*	58T	2*	44
45	141	Derek Li	American GTC	Diff: 3.200	3.900	2.800	2.200	3.200	2.900	
				Exec: 8.950	7.450	8.950	9.250	8.400	8.500	
				ND: _____	_____	_____	-0.100	_____	_____	
				Final: 12.150	11.350	11.750	11.350	11.600	11.400	69.600
				Place: 25T	58T	20*	55	50*	64	45
46	505	John Azevedo	Salto	Diff: 3.800	3.400	2.900	2.400	3.100	2.800	
				Exec: 7.700	8.650	8.850	9.300	8.850	7.800	
				ND: _____	_____	_____	_____	_____	_____	
				Final: 11.500	12.050	11.750	11.700	11.950	10.600	69.550
				Place: 70T	31T	20T	23*	24*	78T	46
47	489	Connor Howe	RGA	Diff: 3.500	4.300	3.200	2.400	3.200	3.100	
				Exec: 8.500	7.350	7.950	9.400	8.150	8.400	
				ND: _____	_____	_____	_____	_____	_____	
				Final: 12.000	11.650	11.150	11.800	11.350	11.500	69.450
				Place: 35*	51	62T	16*	64	58T	47
48T	477	Jacob Porrey	Premier West	Diff: 3.300	3.000	2.800	2.200	3.000	2.700	
				Exec: 8.400	8.950	9.000	8.100	9.050	9.100	
				ND: _____	_____	_____	-0.300	_____	_____	
				Final: 11.700	11.950	11.800	10.000	12.050	11.800	69.300
				Place: 59*	40	17T	85	20T	37*	48T
48T	358	Bryan Holst	Integrity Athletics	Diff: 3.500	4.000	3.400	2.200	2.500	2.700	
				Exec: 8.500	8.100	7.750	8.950	8.750	9.050	
				ND: _____	_____	_____	-0.100	_____	_____	
				Final: 12.000	12.100	11.150	11.050	11.250	11.750	69.300
				Place: 35*	27T	62T	65T	67T	41*	48T
50T	381	William Hutchison	MGA	Diff: 3.400	3.100	3.100	2.000	3.200	2.800	
				Exec: 8.650	6.800	8.950	9.350	8.850	9.100	
				ND: _____	_____	_____	-0.100	_____	_____	
				Final: 12.050	9.900	12.050	11.250	12.050	11.900	69.200
				Place: 32T	78	9	58T	20T	29*	50T

2018 Men's JO Nationals

Meet Results







May 10-13, 2018

Rank	Num	Name	Gym							AA
50T	318	Nathan Schellerer	Gymkhana	Diff: 3.400	3.300	2.800	2.200	3.000	2.800	
				Exec: 8.400	8.250	7.850	9.300	8.800	9.100	
				ND:						
				Final: 11.800	11.550	10.650	11.500	11.800	11.900	69.200
				Place: 52T	53T	75T	42*	32T	29*	50T
52T	242	Luke Wood	Eagle Ridge	Diff: 3.600	4.100	2.900	2.400	3.000	3.000	
				Exec: 8.650	6.900	7.650	9.300	9.150	8.500	
				ND:						
				Final: 12.250	11.000	10.550	11.700	12.150	11.500	69.150
				Place: 18T	67T	78	23*	14T	58T	52T
52T	195	Connor Brazil	Capital Gym	Diff: 3.500	3.500	3.200	2.200	3.500	2.900	
				Exec: 8.350	9.050	7.600	9.300	7.900	8.450	
				ND:			-0.300			
				Final: 11.850	12.550	10.800	11.200	11.400	11.350	69.150
				Place: 47*	11T	73T	60	61T	65T	52T
54	187	Gabriel Gavilan	CSC - Race	Diff: 3.000	4.100	2.700	2.400	3.200	2.900	
				Exec: 7.400	9.000	8.700	8.500	8.550	8.950	
				ND:	-0.300					
				Final: 10.100	13.100	11.400	10.900	11.750	11.850	69.100
				Place: 85	1	46T	71	39T	31T	54
55	483	Jacob Brenner	Preston	Diff: 3.200	3.600	2.500	1.600	3.200	2.800	
				Exec: 8.600	8.400	8.600	9.450	8.600	8.500	
				ND:						
				Final: 11.800	12.000	11.100	11.050	11.800	11.300	69.050
				Place: 52*	36*	65T	65T	32*	69T	55
56	264	Robert Banks	Flip Force	Diff: 3.600	3.800	3.500	2.400	3.500	3.100	
				Exec: 8.500	8.500	7.550	9.150	7.600	8.100	
				ND:			-0.300			
				Final: 12.100	12.300	11.050	11.250	11.100	11.200	69.000
				Place: 30T	19*	67T	58T	69	71T	56
57	199	Nicholas Grier	Cartersville	Diff: 3.900	3.900	2.600	2.900	3.000	2.800	
				Exec: 6.900	6.650	8.600	9.600	8.650	9.250	
				ND:						
				Final: 10.800	10.550	11.200	12.500	11.650	12.050	68.750
				Place: 80T	73	59T	4*	48*	20	57
58	383	Logan Havas	Madison Gym	Diff: 3.500	3.700	2.600	2.400	3.400	2.900	
				Exec: 7.450	8.450	9.150	8.600	7.850	8.650	
				ND:						
				Final: 10.950	12.150	11.750	11.000	11.250	11.550	68.650
				Place: 78	23T	20T	67T	67T	57	58
59T	108	Braeden Nelson-Archer	5280 South	Diff: 3.200	3.700	3.100	2.400	3.200	3.000	
				Exec: 8.700	7.500	8.750	9.300	8.250	7.800	
				ND:					-0.300	
				Final: 11.900	11.200	11.850	11.700	11.450	10.500	68.600
				Place: 41*	63T	13*	23*	58T	81	59T
59T	473	Jaxson Dunbar	Premier West	Diff: 3.300	3.100	1.900	1.800	2.800	2.800	
				Exec: 9.250	8.300	9.250	9.350	8.200	8.550	
				ND:						
				Final: 12.550	11.400	11.150	11.150	11.000	11.350	68.600
				Place: 10T	57	62T	61T	70T	65*	59T

2018 Men's JO Nationals

Meet Results

May 10-13, 2018

Rank	Num	Name	Gym							AA
61	595	Caleb West	WOGA Plano	Diff: 2.800	3.800	3.400	1.600	3.200	3.000	
				Exec: 8.000	7.550	7.850	9.500	8.900	8.800	
				ND:						
				Final: 10.800	11.350	11.250	11.100	12.100	11.800	68.400
				Place: 80T	58T	56T	63T	18T	37T	61
62	244	Ryan Jacobsen	Elevate	Diff: 3.700	3.500	3.700	2.200	3.300	3.000	
				Exec: 7.950	6.700	7.900	9.300	8.300	8.700	
				ND:						
				Final: 11.650	10.200	11.600	11.500	11.600	11.700	68.250
				Place: 66T	77	31T	42*	50T	47*	62
63	269	Sean Coyle	Flipspot	Diff: 3.800	3.300	3.300	2.400	2.900	3.000	
				Exec: 8.250	8.850	7.150	9.250	7.800	8.000	
				ND:						
				Final: 12.050	12.150	10.450	11.650	10.700	11.000	68.000
				Place: 32T	23T	79	29	79	74T	63
64	617	Jackson White	World Xtreme	Diff: 3.300	3.100	3.100	2.200	2.400	2.700	
				Exec: 8.650	8.250	8.150	9.350	7.800	8.900	
				ND:						
				Final: 11.950	11.350	11.250	11.550	10.200	11.600	67.900
				Place: 38T	58T	56T	36*	83	53*	64
65	479	Cameron Rhymes	Premier West	Diff: 3.400	3.700	3.300	2.400	0.900	3.000	
				Exec: 9.300	5.850	8.800	9.600	8.100	9.350	
				ND:						
				Final: 12.700	9.550	12.100	12.000	9.000	12.350	67.700
				Place: 5*	81	6T	10*	85	9T	65
66	570	Wyatt Patterson	Trinity Acad	Diff: 3.300	2.500	2.500	2.200	2.800	2.900	
				Exec: 8.400	8.600	8.800	9.300	8.600	7.700	
				ND:						
				Final: 11.700	11.100	11.300	11.500	11.400	10.600	67.600
				Place: 59*	66	52T	42*	61T	78T	66
67	254	Colby Aranda	Empire	Diff: 2.600	3.700	3.100	2.400	3.800	3.200	
				Exec: 8.200	7.200	8.850	9.100	7.700	7.800	
				ND:			-0.100			
				Final: 10.800	10.900	11.950	11.400	11.500	11.000	67.550
				Place: 80T	70T	11	53T	56T	74T	67
68	197	Reuben Paul	Capital Gym	Diff: 3.200	3.600	3.800	2.400	3.700	2.900	
				Exec: 7.550	7.400	7.700	9.200	7.850	8.000	
				ND:						
				Final: 10.750	11.000	11.500	11.600	11.550	10.900	67.300
				Place: 83	67T	41T	30*	53T	76	68
69	382	Zachary Schwartz	MGA	Diff: 3.200	2.700	2.800	2.200	3.000	2.800	
				Exec: 8.250	6.600	8.500	9.400	8.550	9.150	
				ND:						
				Final: 11.450	9.300	11.300	11.600	11.550	11.950	67.150
				Place: 72	82	52T	30*	53T	27T	69
70T	285	Anthony Bell	Gold Medal	Diff: 3.200	3.100	2.700	2.400	3.100	2.700	
				Exec: 8.450	6.550	8.150	9.400	8.400	8.900	
				ND:						
				Final: 11.650	9.650	10.850	11.800	11.500	11.600	67.050
				Place: 66T	80	72	16*	56T	53*	70T

2018 Men's JO Nationals

Meet Results







May 10-13, 2018

Page: 8

Printed: 5/11/2018 3:50 PM

Men / 8 / 12 yrs







Session: 4-8,4-9,5-8,5-9

Rank	Num	Name	Gym							AA
70T	136	Samuel Gulledge	All American	Diff: 3.500	3.500	2.800	2.400	2.800	3.000	
				Exec: 8.200	7.100	8.250	8.400	7.700	9.400	
				ND:						
				Final: 11.700	10.600	11.050	10.800	10.500	12.400	67.050
				Place: 59*	72	67T	73T	80T	6T	70T
72	586	Eric Wingrove	USA GymWorld	Diff: 3.700	3.200	3.100	2.400	3.300	2.800	
				Exec: 7.150	8.350	8.000	9.200	8.250	7.400	
				ND:						
				Final: 10.850	11.550	11.100	11.600	11.550	10.200	66.850
				Place: 79	53T	65T	30*	53T	83	72
73T	550	Elliott Muller	Swiss Turners	Diff: 3.200	3.600	2.500	1.800	2.400	2.700	
				Exec: 8.150	8.400	9.250	8.700	8.450	7.650	
				ND:						
				Final: 11.350	12.000	11.750	10.500	10.850	10.350	66.800
				Place: 74	36*	20T	79	78	82	73T
73T	310	Alexander Campbell	Gym World - OH	Diff: 3.600	3.000	2.600	1.600	3.000	2.800	
				Exec: 8.300	7.450	8.050	9.100	8.000	9.300	
				ND:						
				Final: 11.900	10.450	10.650	10.700	11.000	12.100	66.800
				Place: 41T	75T	75*	76	70T	18T	73T
75	135	Drew Mantz	Air Force Gym Acad	Diff: 3.500	2.700	2.700	2.400	2.400	2.100	
				Exec: 8.250	7.800	8.250	9.600	8.550	8.500	
				ND:						
				Final: 11.750	10.500	10.950	12.000	10.950	10.600	66.750
				Place: 57*	74	70	10*	73T	78T	75
76	509	Dylan Kruschke	Salto	Diff: 3.200	3.400	2.800	2.200	3.200	2.700	
				Exec: 8.500	8.750	5.750	8.200	8.400	9.150	
				ND:						
				Final: 11.700	12.150	8.550	10.400	11.600	11.850	66.250
				Place: 59T	23T	85	82*	50*	31*	76
77	487	Xander Kelley	Queen City	Diff: 3.200	3.500	3.200	2.200	3.200	2.900	
				Exec: 8.500	8.550	8.800	8.200	7.750	6.250	
				ND: -0.100						
				Final: 11.600	12.050	12.000	10.400	10.950	9.150	66.150
				Place: 69	31*	10	82*	73T	85	77
78	177	Seth Gordon	Buffalo Grove	Diff: 3.600	3.100	2.300	2.200	2.900	3.100	
				Exec: 8.600	5.400	8.900	9.500	7.600	8.900	
				ND:						
				Final: 12.200	8.500	11.200	11.700	10.500	12.000	66.100
				Place: 21T	85	59T	23*	80T	21*	78
79T	421	Joshua Liu	NEAG	Diff: 3.300	2.300	2.800	2.200	3.000	2.900	
				Exec: 8.600	6.600	8.700	8.950	7.900	8.550	
				ND:						
				Final: 11.900	8.900	11.500	11.150	10.900	11.450	65.800
				Place: 41*	83	41T	61T	76T	63	79T
79T	139	Zachary Scheible	All American Flames	Diff: 3.500	3.000	2.500	2.200	3.200	3.100	
				Exec: 9.050	8.300	8.150	8.650	6.600	8.650	
				ND: -1.000						
				Final: 12.550	11.300	9.650	10.750	9.800	11.750	65.800
				Place: 10T	62	82	75	84	41T	79T

2018 Men's JO Nationals

Meet Results

May 10-13, 2018

Rank	Num	Name	Gym							AA
81	619	Ben Merilatt	Xtreme Altitude	Diff: 2.900 Exec: 9.100 ND: _____ Final: 12.000 Place: 35T	2.700 7.100 _____	2.800 7.200 _____	2.200 8.250 _____	3.000 8.750 _____	2.700 8.650 _____	65.350 81
82	408	Devin Friedrich	Michigan Acad	Diff: 3.300 Exec: 7.950 ND: _____ Final: 11.250 Place: 75	3.400 7.950 _____	3.300 6.100 _____	1.800 9.400 -0.100	3.200 8.100 _____	2.600 8.100 _____	65.100 82
83	277	Joseph Blazek	Geist	Diff: 3.300 Exec: 8.600 ND: _____ Final: 11.900 Place: 41*	2.500 6.300 _____	2.800 8.900 _____	1.700 9.600 _____	2.500 8.000 _____	2.300 7.600 _____	64.100 83
84	409	Donovan Meyers	Michigan Acad	Diff: 3.700 Exec: 7.400 ND: _____ Final: 11.100 Place: 76	3.900 4.500 _____	2.800 6.200 _____	2.200 9.350 _____	3.200 8.100 _____	2.700 8.500 _____	62.550 84
85	434	Henry Meisel	North Shore	Diff: 3.100 Exec: 7.950 ND: _____ Final: 11.050 Place: 77	2.700 8.450 _____	2.600 7.550 _____	1.700 9.800 _____	2.700 8.200 _____	0.000 0.000 _____	54.750 85
86	146	Callahan Blair	Apollo - FL	Diff: 0.000 Exec: 0.000 ND: _____ Final: 0.000 Place: 86	3.800 8.850 _____	0.000 0.000 _____	0.000 0.000 _____	0.000 0.000 _____	2.700 9.050 _____	24.400 86