

2018 Men's JO Nationals Finals

Meet Results - Multi







May 12-13, 2018

Page: 1
Printed: 5/12/2018 6:26 PM

Men / 10 / 18 yrs

Session: 8J,8S

Judge's Signatures







Rank	Num	Name/Gym								AA
1	547	Eric Lung Surgent's Elite	Prelims	Final: 14.250	12.500	13.500	13.600	12.250	12.650	78.750
				D/E: 4.8 / 9.450	3.7 / 8.800	4.5 / 9.000	4.8 / 8.800	3.7 / 8.550	3.9 / 8.750	ND:
			Finals	Final: 14.000	11.750	14.100	13.600	12.600	11.150	77.200
				D/E: 4.8 / 9.200	3.6 / 8.150	4.6 / 9.500	4.8 / 8.900	3.7 / 8.900	3.2 / 7.950	ND: -0.1
Combined Total: 155.950										
2	249	Luke Smigliani Ellis Gym	Prelims	Final: 13.050	13.550	13.700	13.300	12.450	12.000	78.050
				D/E: 3.9 / 9.150	5.0 / 8.550	4.8 / 8.900	4.2 / 9.100	3.6 / 8.850	3.3 / 8.700	ND:
			Finals	Final: 13.450	13.100	13.450	13.000	12.900	11.950	77.850
				D/E: 4.0 / 9.450	4.9 / 8.200	4.9 / 8.550	4.2 / 9.100	3.7 / 9.200	3.2 / 8.750	ND: -0.3
Combined Total: 155.900										
3	614	Miles Miller World Cup	Prelims	Final: 13.100	12.250	13.150	13.150	12.250	12.550	76.450
				D/E: 4.1 / 9.000	3.5 / 8.750	4.2 / 8.950	4.0 / 9.150	3.9 / 8.350	3.8 / 8.750	ND:
			Finals	Final: 13.400	12.450	13.650	14.150	13.000	11.500	78.150
				D/E: 4.2 / 9.200	3.5 / 8.950	4.3 / 9.350	4.8 / 9.350	3.9 / 9.100	3.6 / 7.900	ND:
Combined Total: 154.600										
4	568	Ben Eyles Triad	Prelims	Final: 13.300	11.600	13.000	14.950	13.150	13.250	79.250
				D/E: 4.6 / 8.700	3.3 / 8.300	4.1 / 8.900	5.8 / 9.150	3.9 / 9.250	4.0 / 9.250	ND:
			Finals	Final: 13.400	10.850	13.700	13.600	10.800	12.900	75.250
				D/E: 4.6 / 8.800	3.3 / 7.550	4.4 / 9.300	5.2 / 8.400	3.2 / 7.600	3.9 / 9.000	ND:
Combined Total: 154.500										
5	588	Daniel Lasenbby VSSG	Prelims	Final: 12.600	13.050	13.900	13.300	12.750	12.400	78.000
				D/E: 4.1 / 8.500	4.4 / 8.650	4.7 / 9.200	4.0 / 9.300	3.9 / 8.850	3.5 / 8.900	ND:
			Finals	Final: 13.050	12.500	13.950	13.000	11.200	12.500	76.200
				D/E: 4.1 / 8.950	4.4 / 8.100	4.7 / 9.250	4.0 / 9.000	3.7 / 7.500	3.5 / 9.000	ND:
Combined Total: 154.200										
6	554	Blake Wright TAGS South	Prelims	Final: 13.050	11.750	12.500	13.200	12.650	12.300	75.450
				D/E: 4.2 / 8.850	3.1 / 8.650	3.9 / 8.600	4.0 / 9.200	3.4 / 9.250	3.4 / 8.900	ND:
			Finals	Final: 13.500	11.600	12.800	13.250	12.600	12.450	76.200
				D/E: 4.3 / 9.200	3.1 / 8.500	3.9 / 8.900	4.0 / 9.350	3.4 / 9.200	3.4 / 9.050	ND: -0.1
Combined Total: 151.650										
7	532	Nick Smiley St. Charles	Prelims	Final: 13.050	10.700	11.700	13.050	12.950	12.250	73.700
				D/E: 4.1 / 8.950	3.5 / 7.200	4.1 / 7.600	4.0 / 9.050	4.2 / 8.750	3.6 / 8.650	ND:
			Finals	Final: 13.250	11.950	13.200	13.050	12.950	12.450	76.850
				D/E: 4.1 / 9.150	3.4 / 8.550	4.1 / 9.100	4.0 / 9.050	4.2 / 8.750	3.6 / 8.850	ND:
Combined Total: 150.550										

2018 Men's JO Nationals Finals

Meet Results - Multi

May 12-13, 2018

Page: 2
 Printed: 5/12/2018 6:26 PM
 Men / 10 / 18 yrs
 Session: 8J,8S

Rank	Num	Name/Gym								AA
8	291	Christian Wilkey Jr. Gym & More	Prelims	Final: 13.350	11.550	12.600	13.000	12.100	12.300	74.900
				D/E: 3.9 / 9.450	3.0 / 8.550	3.9 / 8.700	4.0 / 9.000	4.1 / 8.000	3.8 / 8.500	ND:
			Finals	Final: 12.950	11.700	13.200	13.200	12.350	12.100	75.500
				D/E: 3.8 / 9.150	3.0 / 8.700	4.0 / 9.200	4.0 / 9.200	4.0 / 8.350	3.8 / 8.300	ND:
<u>Combined Total:</u> 150.400										
9T	290	Charlie Jerry Grt Northern	Prelims	Final: 13.100	9.300	11.950	13.900	13.100	11.950	73.300
				D/E: 4.2 / 8.900	3.2 / 6.100	3.9 / 8.050	4.8 / 9.100	3.5 / 9.600	3.7 / 8.250	ND:
			Finals	Final: 13.750	11.700	11.400	14.650	12.700	12.800	77.000
				D/E: 4.5 / 9.250	3.2 / 8.500	3.9 / 7.500	5.2 / 9.450	3.5 / 9.200	3.9 / 8.900	ND:
<u>Combined Total:</u> 150.300										
9T	553	Mitchell Conzemius TAGS South	Prelims	Final: 12.100	12.100	12.350	13.800	12.150	12.400	74.900
				D/E: 4.1 / 8.000	3.3 / 8.800	3.8 / 8.550	5.2 / 8.600	3.5 / 8.650	3.7 / 8.700	ND:
			Finals	Final: 13.050	11.850	10.800	14.650	12.550	12.500	75.400
				D/E: 4.2 / 8.850	3.3 / 8.550	3.8 / 7.000	5.2 / 9.450	3.5 / 9.050	3.7 / 8.800	ND:
<u>Combined Total:</u> 150.300										
11	602	Zion English West Coast	Prelims	Final: 13.250	12.000	12.600	12.800	12.800	12.250	75.700
				D/E: 3.9 / 9.350	3.6 / 8.400	3.9 / 8.700	4.0 / 8.900	3.6 / 9.200	3.7 / 8.550	ND: -0.1
			Finals	Final: 12.800	11.300	12.450	13.300	12.500	12.000	74.350
				D/E: 3.8 / 9.000	3.5 / 7.800	3.9 / 8.550	4.0 / 9.300	3.5 / 9.000	3.7 / 8.300	ND:
<u>Combined Total:</u> 150.050										
12	506	Casimir Buske Salto	Prelims	Final: 12.700	11.700	12.950	13.250	12.850	11.350	74.800
				D/E: 4.3 / 8.400	3.3 / 8.400	4.3 / 8.650	4.3 / 8.950	3.4 / 9.450	3.8 / 7.550	ND:
			Finals	Final: 12.650	11.850	13.250	13.350	12.450	11.550	75.100
				D/E: 4.3 / 8.450	3.4 / 8.450	4.3 / 8.950	4.2 / 9.150	3.3 / 9.150	4.2 / 7.350	ND: -0.1
<u>Combined Total:</u> 149.900										
13	156	Nicholas Mock Aspire	Prelims	Final: 12.700	12.900	10.950	12.850	12.400	12.400	74.200
				D/E: 3.6 / 9.100	4.8 / 8.100	3.9 / 7.050	4.0 / 8.950	4.2 / 8.200	3.5 / 8.900	ND: -0.1
			Finals	Final: 12.650	13.300	12.100	12.700	12.650	11.200	74.600
				D/E: 3.6 / 9.050	4.8 / 8.500	3.9 / 8.200	4.0 / 8.800	4.2 / 8.450	3.5 / 7.700	ND: -0.1
<u>Combined Total:</u> 148.800										
14	221	Teanou Gonzalez Daggett	Prelims	Final: 13.300	11.400	12.650	14.200	11.500	11.950	75.000
				D/E: 4.6 / 8.700	3.6 / 7.800	3.9 / 8.750	5.8 / 8.400	3.3 / 8.200	3.6 / 8.350	ND:
			Finals	Final: 13.050	10.850	12.850	14.000	12.000	10.550	73.300
				D/E: 4.6 / 8.450	3.6 / 7.250	3.9 / 8.950	5.6 / 8.400	3.6 / 8.400	2.9 / 7.650	ND:
<u>Combined Total:</u> 148.300										

2018 Men's JO Nationals Finals

Meet Results - Multi







May 12-13, 2018

Page: 3

Printed: 5/12/2018 6:26 PM

Men / 10 / 18 yrs

Session: 8J,8S

Rank	Num	Name/Gym								AA
15	346	Christian Gulotta Hotshots	Prelims	Final: 12.250	12.500	11.600	13.000	12.550	11.650	73.550
				D/E: 3.7 / 8.850	3.9 / 8.600	3.1 / 8.800	4.0 / 9.000	3.1 / 9.450	3.1 / 8.550	
				ND: -0.3		-0.3				
			Finals	Final: 13.350	11.350	12.300	13.100	12.600	12.000	74.700
				D/E: 4.2 / 9.150	3.9 / 7.450	3.2 / 9.400	4.0 / 9.100	3.1 / 9.500	3.1 / 8.900	
				ND:		-0.3				
								<u>Combined Total:</u>	<u>148.250</u>	
16	567	Connor Pattison Top Squad	Prelims	Final: 12.450	11.100	12.450	12.750	12.900	12.000	73.650
				D/E: 4.0 / 8.450	2.9 / 8.200	4.1 / 8.350	4.0 / 8.750	4.0 / 8.900	3.4 / 8.600	
				ND:						
			Finals	Final: 12.600	11.450	12.800	12.900	12.750	11.950	74.450
				D/E: 3.9 / 8.700	2.9 / 8.550	4.1 / 8.700	4.0 / 9.200	4.0 / 8.750	3.4 / 8.550	
				ND:			-0.3			
								<u>Combined Total:</u>	<u>148.100</u>	
17	243	Joshua Corona Edmond Gym	Prelims	Final: 12.900	11.800	11.800	13.650	12.400	11.900	74.450
				D/E: 4.4 / 8.500	3.4 / 8.400	3.5 / 8.600	4.4 / 9.350	3.5 / 8.900	3.4 / 8.500	
				ND: -0.3		-0.1				
			Finals	Final: 12.400	12.000	11.250	13.700	12.450	11.650	73.450
				D/E: 4.1 / 8.300	3.4 / 8.600	3.5 / 8.050	4.4 / 9.400	3.5 / 8.950	3.4 / 8.250	
				ND:		-0.3	-0.1			
								<u>Combined Total:</u>	<u>147.900</u>	
18	398	Blaine Davis Metro Gym	Prelims	Final: 12.650	10.050	11.700	13.450	12.200	12.500	72.550
				D/E: 4.5 / 8.150	3.4 / 6.650	3.8 / 7.900	4.2 / 9.250	4.5 / 7.700	3.4 / 9.100	
				ND:						
			Finals	Final: 13.300	11.650	12.450	13.550	12.500	11.850	75.300
				D/E: 4.7 / 8.600	3.4 / 8.250	3.8 / 8.650	4.2 / 9.350	4.4 / 8.100	2.9 / 8.950	
				ND:						
								<u>Combined Total:</u>	<u>147.850</u>	
19	103	Rory Carroll 5280 North	Prelims	Final: 12.400	11.800	12.250	12.450	12.000	12.750	73.650
				D/E: 3.4 / 9.000	3.5 / 8.300	3.8 / 8.450	3.2 / 9.250	3.3 / 8.700	3.5 / 9.250	
				ND:						
			Finals	Final: 12.350	12.200	12.200	12.650	12.100	12.350	73.850
				D/E: 3.4 / 8.950	3.5 / 8.700	3.8 / 8.400	3.2 / 9.450	3.3 / 8.800	3.4 / 8.950	
				ND:						
								<u>Combined Total:</u>	<u>147.500</u>	
20	212	Patrick Kramer Cobb Challengers	Prelims	Final: 12.300	11.850	13.100	12.050	10.850	12.850	73.000
				D/E: 3.5 / 8.800	3.0 / 8.850	4.0 / 9.100	3.2 / 8.850	3.6 / 7.250	3.3 / 9.550	
				ND:						
			Finals	Final: 12.350	12.100	13.500	12.250	11.850	12.250	74.300
				D/E: 3.5 / 8.850	3.0 / 9.100	4.1 / 9.400	3.2 / 9.050	3.6 / 8.250	3.2 / 9.050	
				ND:						
								<u>Combined Total:</u>	<u>147.300</u>	
21	539	Samuel Davis Sterling Gym	Prelims	Final: 12.750	10.300	12.300	13.900	12.600	12.350	74.200
				D/E: 3.8 / 8.950	3.5 / 6.800	3.8 / 8.500	5.0 / 8.900	3.5 / 9.100	4.1 / 8.250	
				ND:						
			Finals	Final: 12.150	10.050	12.750	13.800	11.900	12.350	73.000
				D/E: 3.7 / 8.450	3.4 / 6.650	3.8 / 8.950	5.1 / 8.700	3.5 / 8.400	4.1 / 8.250	
				ND:						
								<u>Combined Total:</u>	<u>147.200</u>	

2018 Men's JO Nationals Finals

Meet Results - Multi







May 12-13, 2018

Page: 4

Printed: 5/12/2018 6:26 PM

Men / 10 / 18 yrs

Session: 8J,8S

Rank	Num	Name/Gym							AA	
22	430	Noah Urwiler NSG	Prelims	Final: 12.450	12.600	12.150	13.000	11.050	12.550	73.800
				D/E: 3.9 / 8.550	4.4 / 8.200	4.3 / 7.850	4.4 / 8.900	3.8 / 7.250	3.9 / 8.650	ND: -0.3
			Finals	Final: 12.600	11.200	12.050	13.750	11.550	12.150	73.300
				D/E: 3.9 / 8.700	4.4 / 6.800	4.3 / 7.750	4.5 / 9.250	3.8 / 7.750	3.9 / 8.250	ND:
									Combined Total:	147.100
23	579	Henry Greene US Gym Dev Ctr	Prelims	Final: 11.900	11.500	13.200	13.100	12.100	12.100	73.900
				D/E: 3.9 / 8.000	3.8 / 7.700	4.8 / 8.400	4.0 / 9.100	3.6 / 8.500	3.2 / 8.900	ND:
			Finals	Final: 11.450	11.500	12.750	13.200	12.250	11.650	72.800
				D/E: 3.9 / 7.550	3.8 / 7.700	4.8 / 8.250	4.0 / 9.200	3.6 / 8.650	3.2 / 8.450	ND: -0.3
									Combined Total:	146.700
24	117	Alex Schechtman ASG	Prelims	Final: 12.150	10.100	11.500	12.750	12.450	12.800	71.750
				D/E: 4.1 / 8.150	3.5 / 6.600	3.7 / 8.100	4.0 / 9.050	3.8 / 8.650	3.5 / 9.300	ND: -0.1
			Finals	Final: 12.700	10.600	12.750	13.050	12.750	12.850	74.700
				D/E: 4.1 / 8.600	3.5 / 7.100	3.8 / 9.250	4.0 / 9.150	3.8 / 8.950	3.5 / 9.350	ND: -0.3
									Combined Total:	146.450
25	347	Zachary Mitchell Hotshots	Prelims	Final: 12.450	10.750	12.000	12.250	12.450	12.100	72.000
				D/E: 4.1 / 8.350	3.8 / 6.950	4.4 / 7.600	3.2 / 9.050	3.7 / 8.750	3.7 / 8.400	ND:
			Finals	Final: 12.750	10.950	12.800	12.450	12.550	12.750	74.250
				D/E: 4.0 / 8.750	4.1 / 6.850	4.4 / 8.400	3.2 / 9.250	3.7 / 8.850	3.7 / 9.050	ND:
									Combined Total:	146.250
26	377	Michael Smith MAC Gym	Prelims	Final: 12.800	11.400	12.200	12.900	12.450	11.750	73.500
				D/E: 3.7 / 9.100	3.0 / 8.400	3.4 / 8.800	4.0 / 8.900	3.4 / 9.050	2.6 / 9.150	ND:
			Finals	Final: 12.700	11.200	12.250	13.100	12.200	11.150	72.600
				D/E: 3.7 / 9.000	3.1 / 8.100	3.4 / 8.850	4.0 / 9.100	3.4 / 8.800	2.6 / 8.550	ND:
									Combined Total:	146.100
27T	110	Binyamin Salzano 5280 North	Prelims	Final: 12.400	11.500	12.000	12.750	11.750	11.450	71.850
				D/E: 3.6 / 8.800	3.6 / 7.900	4.2 / 7.800	4.0 / 8.750	3.7 / 8.050	3.1 / 8.350	ND:
			Finals	Final: 12.000	11.800	12.500	13.100	12.250	12.000	73.650
				D/E: 3.6 / 8.400	3.6 / 8.200	4.2 / 8.300	4.0 / 9.100	3.7 / 8.550	3.1 / 8.900	ND:
									Combined Total:	145.500
27T	555	Kaleb Booth Tatarus	Prelims	Final: 13.200	11.550	11.250	13.550	11.000	11.500	72.050
				D/E: 4.6 / 8.600	3.3 / 8.250	3.9 / 7.350	4.2 / 9.350	3.6 / 7.400	2.7 / 8.800	ND:
			Finals	Final: 13.200	11.350	11.650	13.750	11.900	11.600	73.450
				D/E: 4.6 / 8.600	3.5 / 7.850	3.9 / 7.750	4.3 / 9.450	3.6 / 8.300	2.7 / 8.900	ND:
									Combined Total:	145.500

2018 Men's JO Nationals Finals

Meet Results - Multi







May 12-13, 2018

Page: 5

Printed: 5/12/2018 6:26 PM

Men / 10 / 18 yrs

Session: 8J,8S

Rank	Num	Name/Gym								AA
29	323	Joe Rabaja Gymnastics USA	Prelims	Final: 12.500	11.600	12.400	12.200	10.950	12.300	71.950
				D/E: 3.8 / 8.700	3.4 / 8.200	4.0 / 8.400	3.2 / 9.000	3.5 / 7.450	3.3 / 9.000	
			ND:							
			Finals	Final: 12.950	9.850	12.950	12.500	12.500	12.450	73.200
				D/E: 3.8 / 9.150	3.4 / 6.450	4.0 / 8.950	3.2 / 9.300	3.5 / 9.000	3.4 / 9.050	
				ND:						
				<u>Combined Total:</u>						<u>145.150</u>
30	594	Nathan Reed WOGA Frisco	Prelims	Final: 12.800	12.200	11.300	13.300	12.700	9.600	71.900
				D/E: 4.5 / 8.300	4.6 / 7.600	3.8 / 7.500	4.2 / 9.100	4.1 / 8.600	2.2 / 7.400	
				ND:						
			Finals	Final: 12.650	11.500	12.350	13.100	12.300	10.900	72.800
				D/E: 4.5 / 8.150	4.0 / 7.500	4.0 / 8.350	4.2 / 8.900	4.1 / 8.200	2.2 / 8.700	
				ND:						
				<u>Combined Total:</u>						<u>144.700</u>
31	339	Christopher Ganser High Point	Prelims	Final: 13.200	12.500	11.350	12.900	11.900	10.850	72.700
				D/E: 4.1 / 9.100	4.2 / 8.300	3.2 / 8.450	4.0 / 8.900	3.5 / 8.400	3.1 / 7.750	
				ND:		-0.3				
			Finals	Final: 12.000	10.100	11.850	13.250	12.600	11.800	71.600
				D/E: 4.0 / 8.000	4.0 / 6.100	3.2 / 8.950	4.0 / 9.250	3.5 / 9.100	3.3 / 8.500	
				ND:		-0.3				
				<u>Combined Total:</u>						<u>144.300</u>
32	425	Joseph Carlin NSG	Prelims	Final: 12.300	11.800	12.200	12.850	11.900	12.650	73.700
				D/E: 4.0 / 8.300	3.8 / 8.000	3.9 / 8.300	4.0 / 8.850	3.7 / 8.200	4.1 / 8.550	
				ND:						
			Finals	Final: 12.500	9.400	10.600	13.100	12.350	12.200	70.150
				D/E: 4.0 / 8.600	3.4 / 6.000	4.1 / 6.500	4.0 / 9.100	3.7 / 8.650	4.1 / 8.100	
				ND:	-0.1					
				<u>Combined Total:</u>						<u>143.850</u>
33	596	Kyle Lukaesko WV GTC	Prelims	Final: 12.950	11.550	11.300	12.750	11.550	12.550	72.650
				D/E: 3.9 / 9.050	3.2 / 8.350	4.0 / 7.300	4.0 / 8.750	3.6 / 7.950	3.5 / 9.050	
				ND:						
			Finals	Final: 11.600	11.450	11.700	13.100	11.450	11.200	70.500
				D/E: 3.9 / 8.000	3.2 / 8.250	4.0 / 7.700	4.0 / 9.100	3.6 / 7.850	2.7 / 8.500	
				ND:	-0.3					
				<u>Combined Total:</u>						<u>143.150</u>
34	183	Zac Wallace CGC	Prelims	Final: 10.900	12.100	12.200	13.000	12.350	11.450	72.000
				D/E: 3.9 / 7.300	3.7 / 8.400	4.6 / 7.600	4.0 / 9.100	3.5 / 8.850	3.3 / 8.150	
				ND:	-0.3		-0.1			
			Finals	Final: 9.750	12.300	11.600	13.350	12.800	10.900	70.700
				D/E: 3.9 / 6.750	3.7 / 8.600	4.6 / 7.000	4.0 / 9.350	3.6 / 9.200	3.3 / 7.600	
				ND:	-0.9					
				<u>Combined Total:</u>						<u>142.700</u>
35	330	Ezekiel Domingo HITS	Prelims	Final: 12.900	10.200	11.450	12.400	12.450	12.450	71.850
				D/E: 3.9 / 9.000	3.6 / 6.600	3.6 / 7.850	4.0 / 8.700	3.4 / 9.050	3.5 / 8.950	
				ND:			-0.3			
			Finals	Final: 12.400	10.050	12.000	12.100	12.050	12.000	70.600
				D/E: 3.9 / 8.500	3.5 / 6.550	3.8 / 8.200	4.0 / 8.100	3.4 / 8.650	3.5 / 8.500	
				ND:						
				<u>Combined Total:</u>						<u>142.450</u>

2018 Men's JO Nationals Finals

Meet Results - Multi







May 12-13, 2018

Page: 6

Printed: 5/12/2018 6:26 PM

Men / 10 / 18 yrs

Session: 8J,8S

Rank	Num	Name/Gym								AA
36	160	Gehrig Urbano Azarian's	Prelims	Final: 12.600	11.450	12.500	12.200	12.100	11.650	72.500
				D/E: 3.7 / 8.900	3.7 / 7.750	3.9 / 8.600	4.0 / 8.200	3.3 / 8.800	3.2 / 8.450	ND:
			Finals	Final: 11.300	11.350	12.950	13.300	10.400	10.350	69.650
				D/E: 3.7 / 7.600	3.6 / 7.750	4.3 / 8.650	4.0 / 9.300	3.3 / 7.100	2.4 / 7.950	ND:
				<u>Combined Total:</u>						<u>142.150</u>
37	296	VT-Zach Ziolkowski Gym Mich	Prelims	Final: 13.050	9.900	10.650	14.700	12.400	10.900	71.600
				D/E: 4.6 / 8.450	3.0 / 6.900	3.2 / 7.450	5.8 / 9.200	3.2 / 9.200	2.9 / 8.000	-0.3
			Finals	Final: 0.000	0.000	0.000	15.200	0.000	0.000	15.200
				D/E: 0.0 / 0.000	0.0 / 0.000	0.0 / 0.000	5.8 / 9.400	0.0 / 0.000	0.0 / 0.000	ND:
				<u>Combined Total:</u>						<u>86.800</u>
38	231	HB-John Mashburn Durango	Prelims	Final: 12.400	10.050	10.750	13.250	11.750	12.800	71.000
				D/E: 3.8 / 8.600	3.8 / 6.250	3.2 / 7.550	4.1 / 9.150	3.0 / 8.750	3.6 / 9.200	ND:
			Finals	Final: 0.000	0.000	0.000	0.000	0.000	11.700	11.700
				D/E: 0.0 / 0.000	0.0 / 0.000	0.0 / 0.000	0.0 / 0.000	0.0 / 0.000	3.4 / 8.300	ND:
				<u>Combined Total:</u>						<u>82.700</u>
39	503	SR-Eric Nakamura SCEGA	Prelims	Final: 0.000	12.000	13.150	0.000	11.350	0.000	36.500
				D/E: 0.0 / 0.000	3.9 / 8.100	4.7 / 8.450	0.0 / 0.000	4.2 / 7.150	0.0 / 0.000	ND:
			Finals	Final: 0.000	0.000	13.350	0.000	0.000	0.000	13.350
				D/E: 0.0 / 0.000	0.0 / 0.000	4.7 / 8.650	0.0 / 0.000	0.0 / 0.000	0.0 / 0.000	ND:
				<u>Combined Total:</u>						<u>49.850</u>

2018 Men's JO Nationals Finals

Event Results - Multi

May 12-13, 2018

Page: 1

Printed: 5/12/2018 6:28 PM

Men / 10 / 18 yrs

Session: 8J,8S

#1 = 2018 Men's JO Nationals Finals: 100%

#2 = 2018 Men's JO Nationals: 100%



Place	Num	Name	Gym		#2	#1	Score
1	547	Eric Lung	Surgent's Elite	Fin:	14.250	14.000	28.250
				D:	4.800	4.800	
				E:	9.450	9.200	
				ND:			
2	290	Charlie Jerry	Grt Northern	Fin:	13.100	13.750	26.850
				D:	4.200	4.500	
				E:	8.900	9.250	
				ND:			
3	568	Ben Eyles	Triad	Fin:	13.300	13.400	26.700
				D:	4.600	4.600	
				E:	8.700	8.800	
				ND:			
4	554	Blake Wright	TAGS South	Fin:	13.050	13.500	26.550
				D:	4.200	4.300	
				E:	8.850	9.200	
				ND:			
5T	249	Luke Smigliani	Ellis Gym	Fin:	13.050	13.450	26.500
				D:	3.900	4.000	
				E:	9.150	9.450	
				ND:			
5T	614	Miles Miller	World Cup	Fin:	13.100	13.400	26.500
				D:	4.100	4.200	
				E:	9.000	9.200	
				ND:			
7	555	Kaleb Booth	Tatarus	Fin:	13.200	13.200	26.400
				D:	4.600	4.600	
				E:	8.600	8.600	
				ND:			
8	221	Teaanou Gonzalez	Daggett	Fin:	13.300	13.050	26.350
				D:	4.600	4.600	
				E:	8.700	8.450	
				ND:			
9T	291	Christian Wilkey Jr.	Gym & More	Fin:	13.350	12.950	26.300
				D:	3.900	3.800	
				E:	9.450	9.150	
				ND:			
9T	532	Nick Smiley	St. Charles	Fin:	13.050	13.250	26.300
				D:	4.100	4.100	
				E:	8.950	9.150	
				ND:			
11	602	Zion English	West Coast	Fin:	13.250	12.800	26.050
				D:	3.900	3.800	
				E:	9.350	9.000	
				ND:			
12	398	Blaine Davis	Metro Gym	Fin:	12.650	13.300	25.950
				D:	4.500	4.700	
				E:	8.150	8.600	
				ND:			

2018 Men's JO Nationals Finals

Event Results - Multi

May 12-13, 2018

#1 = 2018 Men's JO Nationals Finals: 100%

#2 = 2018 Men's JO Nationals: 100%



Place	Num	Name	Gym		#2	#1	Score
13	588	Daniel Lasenbby	VSSG	Fin:	12.600	13.050	25.650
				D:	4.100	4.100	
				E:	8.500	8.950	
				ND:			
14	346	Christian Gulotta	Hotshots	Fin:	12.250	13.350	25.600
				D:	3.700	4.200	
				E:	8.850	9.150	
				ND:	-0.300		
15	377	Michael Smith	MAC Gym	Fin:	12.800	12.700	25.500
				D:	3.700	3.700	
				E:	9.100	9.000	
				ND:			
16T	323	Joe Rabaja	Gymnastics USA	Fin:	12.500	12.950	25.450
				D:	3.800	3.800	
				E:	8.700	9.150	
				ND:			
16T	594	Nathan Reed	WOGA Frisco	Fin:	12.800	12.650	25.450
				D:	4.500	4.500	
				E:	8.300	8.150	
				ND:			
18T	156	Nicholas Mock	Aspire	Fin:	12.700	12.650	25.350
				D:	3.600	3.600	
				E:	9.100	9.050	
				ND:			
18T	506	Casimir Buske	Salto	Fin:	12.700	12.650	25.350
				D:	4.300	4.300	
				E:	8.400	8.450	
				ND:		-0.100	
20T	243	Joshua Corona	Edmond Gym	Fin:	12.900	12.400	25.300
				D:	4.400	4.100	
				E:	8.500	8.300	
				ND:			
20T	330	Ezekiel Domingo	HITS	Fin:	12.900	12.400	25.300
				D:	3.900	3.900	
				E:	9.000	8.500	
				ND:			
22T	339	Christopher Ganser	High Point	Fin:	13.200	12.000	25.200
				D:	4.100	4.000	
				E:	9.100	8.000	
				ND:			
22T	347	Zachary Mitchell	Hotshots	Fin:	12.450	12.750	25.200
				D:	4.100	4.000	
				E:	8.350	8.750	
				ND:			
24	553	Mitchell Conzemius	TAGS South	Fin:	12.100	13.050	25.150
				D:	4.100	4.200	
				E:	8.000	8.850	
				ND:			

2018 Men's JO Nationals Finals

Event Results - Multi

May 12-13, 2018

#1 = 2018 Men's JO Nationals Finals: 100%

#2 = 2018 Men's JO Nationals: 100%



Place	Num	Name	Gym		#2	#1	Score
25T	430	Noah Urwiler	NSG	Fin:	12.450	12.600	25.050
				D:	3.900	3.900	
				E:	8.550	8.700	
				ND:			
25T	567	Connor Pattison	Top Squad	Fin:	12.450	12.600	25.050
				D:	4.000	3.900	
				E:	8.450	8.700	
				ND:			
27	539	Samuel Davis	Sterling Gym	Fin:	12.750	12.150	24.900
				D:	3.800	3.700	
				E:	8.950	8.450	
				ND:			
28	117	Alex Schechtman	ASG	Fin:	12.150	12.700	24.850
				D:	4.100	4.100	
				E:	8.150	8.600	
				ND:	-0.100		
29	425	Joseph Carlin	NSG	Fin:	12.300	12.500	24.800
				D:	4.000	4.000	
				E:	8.300	8.600	
				ND:		-0.100	
30	103	Rory Carroll	5280 North	Fin:	12.400	12.350	24.750
				D:	3.400	3.400	
				E:	9.000	8.950	
				ND:			
31	212	Patrick Kramer	Cobb Challengers	Fin:	12.300	12.350	24.650
				D:	3.500	3.500	
				E:	8.800	8.850	
				ND:			
32	596	Kyle Lukaesko	WV GTC	Fin:	12.950	11.600	24.550
				D:	3.900	3.900	
				E:	9.050	8.000	
				ND:		-0.300	
33	110	Binyamin Salzano	5280 North	Fin:	12.400	12.000	24.400
				D:	3.600	3.600	
				E:	8.800	8.400	
				ND:			
34	160	Gehrig Urbano	Azarian's	Fin:	12.600	11.300	23.900
				D:	3.700	3.700	
				E:	8.900	7.600	
				ND:			
35	579	Henry Greene	US Gym Dev Ctr	Fin:	11.900	11.450	23.350
				D:	3.900	3.900	
				E:	8.000	7.550	
				ND:			
36	183	Zac Wallace	CGC	Fin:	10.900	9.750	20.650
				D:	3.900	3.900	
				E:	7.300	6.750	
				ND:	-0.300	-0.900	

2018 Men's JO Nationals Finals

Event Results - Multi

May 12-13, 2018

Page: 4

Printed: 5/12/2018 6:28 PM

Men / 10 / 18 yrs

Session: 8J,8S

#1 = 2018 Men's JO Nationals Finals: 100%

#2 = 2018 Men's JO Nationals: 100%



Place	Num	Name	Gym		#2	#1	Score
37	296	VT-Zach Ziolkowski	Gym Mich	Fin:	13.050	0.000	13.050
				D:	4.600	0.000	
				E:	8.450	0.000	
				ND:			
38	231	HB-John Mashburn	Durango	Fin:	12.400	0.000	12.400
				D:	3.800	0.000	
				E:	8.600	0.000	
				ND:			
39	503	SR-Eric Nakamura	SCEGA	Fin:	0.000	0.000	0.000
				D:	0.000	0.000	
				E:	0.000	0.000	
				ND:			

2018 Men's JO Nationals Finals

Event Results - Multi

May 12-13, 2018

Page: 1

Printed: 5/12/2018 6:28 PM

Men / 10 / 18 yrs

Session: 8J,8S

#1 = 2018 Men's JO Nationals Finals: 100%

#2 = 2018 Men's JO Nationals: 100%



Place	Num	Name	Gym		#2	#1	Score
1	249	Luke Smigliani	Ellis Gym	Fin:	13.550	13.100	26.650
				D:	5.000	4.900	
				E:	8.550	8.200	
				ND:			
2	156	Nicholas Mock	Aspire	Fin:	12.900	13.300	26.200
				D:	4.800	4.800	
				E:	8.100	8.500	
				ND:			
3	588	Daniel Lasenbby	VSSG	Fin:	13.050	12.500	25.550
				D:	4.400	4.400	
				E:	8.650	8.100	
				ND:			
4	614	Miles Miller	World Cup	Fin:	12.250	12.450	24.700
				D:	3.500	3.500	
				E:	8.750	8.950	
				ND:			
5	183	Zac Wallace	CGC	Fin:	12.100	12.300	24.400
				D:	3.700	3.700	
				E:	8.400	8.600	
				ND:			
6	547	Eric Lung	Surgent's Elite	Fin:	12.500	11.750	24.250
				D:	3.700	3.600	
				E:	8.800	8.150	
				ND:			
7	103	Rory Carroll	5280 North	Fin:	11.800	12.200	24.000
				D:	3.500	3.500	
				E:	8.300	8.700	
				ND:			
8T	212	Patrick Kramer	Cobb Challengers	Fin:	11.850	12.100	23.950
				D:	3.000	3.000	
				E:	8.850	9.100	
				ND:			
8T	553	Mitchell Conzemius	TAGS South	Fin:	12.100	11.850	23.950
				D:	3.300	3.300	
				E:	8.800	8.550	
				ND:			
10	346	Christian Gulotta	Hotshots	Fin:	12.500	11.350	23.850
				D:	3.900	3.900	
				E:	8.600	7.450	
				ND:			
11T	243	Joshua Corona	Edmond Gym	Fin:	11.800	12.000	23.800
				D:	3.400	3.400	
				E:	8.400	8.600	
				ND:			
11T	430	Noah Urwiler	NSG	Fin:	12.600	11.200	23.800
				D:	4.400	4.400	
				E:	8.200	6.800	
				ND:			

2018 Men's JO Nationals Finals

Event Results - Multi

May 12-13, 2018

#1 = 2018 Men's JO Nationals Finals: 100%

#2 = 2018 Men's JO Nationals: 100%



Place	Num	Name	Gym		#2	#1	Score
13	594	Nathan Reed	WOGA Frisco	Fin:	12.200	11.500	23.700
				D:	4.600	4.000	
				E:	7.600	7.500	
				ND:			
14	506	Casimir Buske	Salto	Fin:	11.700	11.850	23.550
				D:	3.300	3.400	
				E:	8.400	8.450	
				ND:			
15	554	Blake Wright	TAGS South	Fin:	11.750	11.600	23.350
				D:	3.100	3.100	
				E:	8.650	8.500	
				ND:			
16T	110	Binyamin Salzano	5280 North	Fin:	11.500	11.800	23.300
				D:	3.600	3.600	
				E:	7.900	8.200	
				ND:			
16T	602	Zion English	West Coast	Fin:	12.000	11.300	23.300
				D:	3.600	3.500	
				E:	8.400	7.800	
				ND:			
18	291	Christian Wilkey Jr.	Gym & More	Fin:	11.550	11.700	23.250
				D:	3.000	3.000	
				E:	8.550	8.700	
				ND:			
19T	579	Henry Greene	US Gym Dev Ctr	Fin:	11.500	11.500	23.000
				D:	3.800	3.800	
				E:	7.700	7.700	
				ND:			
19T	596	Kyle Lukaesko	WV GTC	Fin:	11.550	11.450	23.000
				D:	3.200	3.200	
				E:	8.350	8.250	
				ND:			
21	555	Kaleb Booth	Tatarus	Fin:	11.550	11.350	22.900
				D:	3.300	3.500	
				E:	8.250	7.850	
				ND:			
22	160	Gehrig Urbano	Azarian's	Fin:	11.450	11.350	22.800
				D:	3.700	3.600	
				E:	7.750	7.750	
				ND:			
23	532	Nick Smiley	St. Charles	Fin:	10.700	11.950	22.650
				D:	3.500	3.400	
				E:	7.200	8.550	
				ND:			
24T	339	Christopher Ganser	High Point	Fin:	12.500	10.100	22.600
				D:	4.200	4.000	
				E:	8.300	6.100	
				ND:			

2018 Men's JO Nationals Finals

Event Results - Multi

May 12-13, 2018

#1 = 2018 Men's JO Nationals Finals: 100%

#2 = 2018 Men's JO Nationals: 100%



Place	Num	Name	Gym		#2	#1	Score
24T	377	Michael Smith	MAC Gym	Fin:	11.400	11.200	22.600
				D:	3.000	3.100	
				E:	8.400	8.100	
				ND:			
26	567	Connor Pattison	Top Squad	Fin:	11.100	11.450	22.550
				D:	2.900	2.900	
				E:	8.200	8.550	
				ND:			
27	568	Ben Eyles	Triad	Fin:	11.600	10.850	22.450
				D:	3.300	3.300	
				E:	8.300	7.550	
				ND:			
28	221	Teanou Gonzalez	Daggett	Fin:	11.400	10.850	22.250
				D:	3.600	3.600	
				E:	7.800	7.250	
				ND:			
29T	347	Zachary Mitchell	Hotshots	Fin:	10.750	10.950	21.700
				D:	3.800	4.100	
				E:	6.950	6.850	
				ND:			
29T	398	Blaine Davis	Metro Gym	Fin:	10.050	11.650	21.700
				D:	3.400	3.400	
				E:	6.650	8.250	
				ND:			
31	323	Joe Rabaja	Gymnastics USA	Fin:	11.600	9.850	21.450
				D:	3.400	3.400	
				E:	8.200	6.450	
				ND:			
32	425	Joseph Carlin	NSG	Fin:	11.800	9.400	21.200
				D:	3.800	3.400	
				E:	8.000	6.000	
				ND:			
33	290	Charlie Jerry	Grt Northern	Fin:	9.300	11.700	21.000
				D:	3.200	3.200	
				E:	6.100	8.500	
				ND:			
34	117	Alex Schechtman	ASG	Fin:	10.100	10.600	20.700
				D:	3.500	3.500	
				E:	6.600	7.100	
				ND:			
35	539	Samuel Davis	Sterling Gym	Fin:	10.300	10.050	20.350
				D:	3.500	3.400	
				E:	6.800	6.650	
				ND:			
36	330	Ezekiel Domingo	HITS	Fin:	10.200	10.050	20.250
				D:	3.600	3.500	
				E:	6.600	6.550	
				ND:			

2018 Men's JO Nationals Finals

Event Results - Multi

May 12-13, 2018

#1 = 2018 Men's JO Nationals Finals: 100%

#2 = 2018 Men's JO Nationals: 100%

Page: 4

Printed: 5/12/2018 6:28 PM

Men / 10 / 18 yrs

Session: 8J,8S



Place	Num	Name	Gym		#2	#1	Score
37	503	SR-Eric Nakamura	SCEGA	Fin:	12.000	0.000	12.000
				D:	3.900	0.000	
				E:	8.100	0.000	
				ND:			
38	231	HB-John Mashburn	Durango	Fin:	10.050	0.000	10.050
				D:	3.800	0.000	
				E:	6.250	0.000	
				ND:			
39	296	VT-Zach Ziolkowski	Gym Mich	Fin:	9.900	0.000	9.900
				D:	3.000	0.000	
				E:	6.900	0.000	
				ND:			

2018 Men's JO Nationals Finals

Event Results - Multi

May 12-13, 2018

Page: 1

Printed: 5/12/2018 6:28 PM

Men / 10 / 18 yrs

Session: 8J,8S

#1 = 2018 Men's JO Nationals Finals: 100%

#2 = 2018 Men's JO Nationals: 100%



Place	Num	Name	Gym		#2	#1	Score
1	588	Daniel Lasenbby	VSSG	Fin:	13.900	13.950	27.850
				D:	4.700	4.700	
				E:	9.200	9.250	
				ND:			
2	547	Eric Lung	Surgent's Elite	Fin:	13.500	14.100	27.600
				D:	4.500	4.600	
				E:	9.000	9.500	
				ND:			
3	249	Luke Smigliani	Ellis Gym	Fin:	13.700	13.450	27.150
				D:	4.800	4.900	
				E:	8.900	8.550	
				ND:			
4	614	Miles Miller	World Cup	Fin:	13.150	13.650	26.800
				D:	4.200	4.300	
				E:	8.950	9.350	
				ND:			
5	568	Ben Eyles	Triad	Fin:	13.000	13.700	26.700
				D:	4.100	4.400	
				E:	8.900	9.300	
				ND:			
6	212	Patrick Kramer	Cobb Challengers	Fin:	13.100	13.500	26.600
				D:	4.000	4.100	
				E:	9.100	9.400	
				ND:			
7	503	SR-Eric Nakamura	SCEGA	Fin:	13.150	13.350	26.500
				D:	4.700	4.700	
				E:	8.450	8.650	
				ND:			
8	506	Casimir Buske	Salto	Fin:	12.950	13.250	26.200
				D:	4.300	4.300	
				E:	8.650	8.950	
				ND:			
9	579	Henry Greene	US Gym Dev Ctr	Fin:	13.200	12.750	25.950
				D:	4.800	4.800	
				E:	8.400	8.250	
				ND:		-0.300	
10	291	Christian Wilkey Jr.	Gym & More	Fin:	12.600	13.200	25.800
				D:	3.900	4.000	
				E:	8.700	9.200	
				ND:			
11	221	Teanou Gonzalez	Daggett	Fin:	12.650	12.850	25.500
				D:	3.900	3.900	
				E:	8.750	8.950	
				ND:			
12	160	Gehrig Urbano	Azarian's	Fin:	12.500	12.950	25.450
				D:	3.900	4.300	
				E:	8.600	8.650	
				ND:			

2018 Men's JO Nationals Finals

Event Results - Multi

May 12-13, 2018

#1 = 2018 Men's JO Nationals Finals: 100%

#2 = 2018 Men's JO Nationals: 100%



Place	Num	Name	Gym		#2	#1	Score
13	323	Joe Rabaja	Gymnastics USA	Fin:	12.400	12.950	25.350
				D:	4.000	4.000	
				E:	8.400	8.950	
				ND:			
14	554	Blake Wright	TAGS South	Fin:	12.500	12.800	25.300
				D:	3.900	3.900	
				E:	8.600	8.900	
				ND:			
15	567	Connor Pattison	Top Squad	Fin:	12.450	12.800	25.250
				D:	4.100	4.100	
				E:	8.350	8.700	
				ND:			
16T	539	Samuel Davis	Sterling Gym	Fin:	12.300	12.750	25.050
				D:	3.800	3.800	
				E:	8.500	8.950	
				ND:			
16T	602	Zion English	West Coast	Fin:	12.600	12.450	25.050
				D:	3.900	3.900	
				E:	8.700	8.550	
				ND:			
18	532	Nick Smiley	St. Charles	Fin:	11.700	13.200	24.900
				D:	4.100	4.100	
				E:	7.600	9.100	
				ND:			
19	347	Zachary Mitchell	Hotshots	Fin:	12.000	12.800	24.800
				D:	4.400	4.400	
				E:	7.600	8.400	
				ND:			
20	110	Binyamin Salzano	5280 North	Fin:	12.000	12.500	24.500
				D:	4.200	4.200	
				E:	7.800	8.300	
				ND:			
21T	103	Rory Carroll	5280 North	Fin:	12.250	12.200	24.450
				D:	3.800	3.800	
				E:	8.450	8.400	
				ND:			
21T	377	Michael Smith	MAC Gym	Fin:	12.200	12.250	24.450
				D:	3.400	3.400	
				E:	8.800	8.850	
				ND:			
23	117	Alex Schechtman	ASG	Fin:	11.500	12.750	24.250
				D:	3.700	3.800	
				E:	8.100	9.250	
				ND:	-0.300	-0.300	
24	430	Noah Urwiler	NSG	Fin:	12.150	12.050	24.200
				D:	4.300	4.300	
				E:	7.850	7.750	
				ND:			

2018 Men's JO Nationals Finals

Event Results - Multi

May 12-13, 2018

#1 = 2018 Men's JO Nationals Finals: 100%

#2 = 2018 Men's JO Nationals: 100%



Place	Num	Name	Gym		#2	#1	Score
25	398	Blaine Davis	Metro Gym	Fin:	11.700	12.450	24.150
				D:	3.800	3.800	
				E:	7.900	8.650	
				ND:			
26	346	Christian Gulotta	Hotshots	Fin:	11.600	12.300	23.900
				D:	3.100	3.200	
				E:	8.800	9.400	
				ND:	-0.300	-0.300	
27	183	Zac Wallace	CGC	Fin:	12.200	11.600	23.800
				D:	4.600	4.600	
				E:	7.600	7.000	
				ND:			
28	594	Nathan Reed	WOGA Frisco	Fin:	11.300	12.350	23.650
				D:	3.800	4.000	
				E:	7.500	8.350	
				ND:			
29	330	Ezekiel Domingo	HITS	Fin:	11.450	12.000	23.450
				D:	3.600	3.800	
				E:	7.850	8.200	
				ND:			
30	290	Charlie Jerry	Grt Northern	Fin:	11.950	11.400	23.350
				D:	3.900	3.900	
				E:	8.050	7.500	
				ND:			
31	339	Christopher Ganser	High Point	Fin:	11.350	11.850	23.200
				D:	3.200	3.200	
				E:	8.450	8.950	
				ND:	-0.300	-0.300	
32	553	Mitchell Conzemius	TAGS South	Fin:	12.350	10.800	23.150
				D:	3.800	3.800	
				E:	8.550	7.000	
				ND:			
33T	156	Nicholas Mock	Aspire	Fin:	10.950	12.100	23.050
				D:	3.900	3.900	
				E:	7.050	8.200	
				ND:			
33T	243	Joshua Corona	Edmond Gym	Fin:	11.800	11.250	23.050
				D:	3.500	3.500	
				E:	8.600	8.050	
				ND:	-0.300	-0.300	
35	596	Kyle Lukaesko	WV GTC	Fin:	11.300	11.700	23.000
				D:	4.000	4.000	
				E:	7.300	7.700	
				ND:			
36	555	Kaleb Booth	Tatarus	Fin:	11.250	11.650	22.900
				D:	3.900	3.900	
				E:	7.350	7.750	
				ND:			

2018 Men's JO Nationals Finals

Event Results - Multi

May 12-13, 2018

Page: 4

Printed: 5/12/2018 6:28 PM

Men / 10 / 18 yrs

Session: 8J,8S

#1 = 2018 Men's JO Nationals Finals: 100%

#2 = 2018 Men's JO Nationals: 100%



Place	Num	Name	Gym		#2	#1	Score
37	425	Joseph Carlin	NSG	Fin:	12.200	10.600	22.800
				D:	3.900	4.100	
				E:	8.300	6.500	
				ND:			
38	231	HB-John Mashburn	Durango	Fin:	10.750	0.000	10.750
				D:	3.200	0.000	
				E:	7.550	0.000	
				ND:			
39	296	VT-Zach Ziolkowski	Gym Mich	Fin:	10.650	0.000	10.650
				D:	3.200	0.000	
				E:	7.450	0.000	
				ND:			

2018 Men's JO Nationals Finals

Event Results - Multi

May 12-13, 2018

Page: 1

Printed: 5/12/2018 6:28 PM

Men / 10 / 18 yrs

Session: 8J,8S

#1 = 2018 Men's JO Nationals Finals: 100%

#2 = 2018 Men's JO Nationals: 100%



Place	Num	Name	Gym		#2	#1	Score
1	296	VT-Zach Ziolkowski	Gym Mich	Fin:	14.700	15.200	29.900
				D:	5.800	5.800	
				E:	9.200	9.400	
				ND:	-0.300		
2T	568	Ben Eyles	Triad	Fin:	14.950	13.600	28.550
				D:	5.800	5.200	
				E:	9.150	8.400	
				ND:			
2T	290	Charlie Jerry	Grt Northern	Fin:	13.900	14.650	28.550
				D:	4.800	5.200	
				E:	9.100	9.450	
				ND:			
4	553	Mitchell Conzemius	TAGS South	Fin:	13.800	14.650	28.450
				D:	5.200	5.200	
				E:	8.600	9.450	
				ND:			
5	221	Teanou Gonzalez	Daggett	Fin:	14.200	14.000	28.200
				D:	5.800	5.600	
				E:	8.400	8.400	
				ND:			
6	539	Samuel Davis	Sterling Gym	Fin:	13.900	13.800	27.700
				D:	5.000	5.100	
				E:	8.900	8.700	
				ND:			
7	243	Joshua Corona	Edmond Gym	Fin:	13.650	13.700	27.350
				D:	4.400	4.400	
				E:	9.350	9.400	
				ND:	-0.100	-0.100	
8T	555	Kaleb Booth	Tatarus	Fin:	13.550	13.750	27.300
				D:	4.200	4.300	
				E:	9.350	9.450	
				ND:			
8T	614	Miles Miller	World Cup	Fin:	13.150	14.150	27.300
				D:	4.000	4.800	
				E:	9.150	9.350	
				ND:			
10	547	Eric Lung	Surgent's Elite	Fin:	13.600	13.600	27.200
				D:	4.800	4.800	
				E:	8.800	8.900	
				ND:		-0.100	
11	398	Blaine Davis	Metro Gym	Fin:	13.450	13.550	27.000
				D:	4.200	4.200	
				E:	9.250	9.350	
				ND:			
12	430	Noah Urwiler	NSG	Fin:	13.000	13.750	26.750
				D:	4.400	4.500	
				E:	8.900	9.250	
				ND:	-0.300		

2018 Men's JO Nationals Finals

Event Results - Multi

May 12-13, 2018

#1 = 2018 Men's JO Nationals Finals: 100%

#2 = 2018 Men's JO Nationals: 100%



Place	Num	Name	Gym		#2	#1	Score
13	506	Casimir Buske	Salto	Fin:	13.250	13.350	26.600
				D:	4.300	4.200	
				E:	8.950	9.150	
				ND:			
14	554	Blake Wright	TAGS South	Fin:	13.200	13.250	26.450
				D:	4.000	4.000	
				E:	9.200	9.350	
				ND:		-0.100	
15	594	Nathan Reed	WOGA Frisco	Fin:	13.300	13.100	26.400
				D:	4.200	4.200	
				E:	9.100	8.900	
				ND:			
16	183	Zac Wallace	CGC	Fin:	13.000	13.350	26.350
				D:	4.000	4.000	
				E:	9.100	9.350	
				ND:	-0.100		
17T	249	Luke Smigliani	Ellis Gym	Fin:	13.300	13.000	26.300
				D:	4.200	4.200	
				E:	9.100	9.100	
				ND:		-0.300	
17T	579	Henry Greene	US Gym Dev Ctr	Fin:	13.100	13.200	26.300
				D:	4.000	4.000	
				E:	9.100	9.200	
				ND:			
17T	588	Daniel Lasenbby	VSSG	Fin:	13.300	13.000	26.300
				D:	4.000	4.000	
				E:	9.300	9.000	
				ND:			
20	291	Christian Wilkey Jr.	Gym & More	Fin:	13.000	13.200	26.200
				D:	4.000	4.000	
				E:	9.000	9.200	
				ND:			
21	339	Christopher Ganser	High Point	Fin:	12.900	13.250	26.150
				D:	4.000	4.000	
				E:	8.900	9.250	
				ND:			
22T	346	Christian Gulotta	Hotshots	Fin:	13.000	13.100	26.100
				D:	4.000	4.000	
				E:	9.000	9.100	
				ND:			
22T	532	Nick Smiley	St. Charles	Fin:	13.050	13.050	26.100
				D:	4.000	4.000	
				E:	9.050	9.050	
				ND:			
22T	602	Zion English	West Coast	Fin:	12.800	13.300	26.100
				D:	4.000	4.000	
				E:	8.900	9.300	
				ND:	-0.100		

2018 Men's JO Nationals Finals

Event Results - Multi

May 12-13, 2018

#1 = 2018 Men's JO Nationals Finals: 100%

#2 = 2018 Men's JO Nationals: 100%



Place	Num	Name	Gym		#2	#1	Score
25	377	Michael Smith	MAC Gym	Fin:	12.900	13.100	26.000
				D:	4.000	4.000	
				E:	8.900	9.100	
				ND:			
26	425	Joseph Carlin	NSG	Fin:	12.850	13.100	25.950
				D:	4.000	4.000	
				E:	8.850	9.100	
				ND:			
27T	110	Binyamin Salzano	5280 North	Fin:	12.750	13.100	25.850
				D:	4.000	4.000	
				E:	8.750	9.100	
				ND:			
27T	596	Kyle Lukaesko	WV GTC	Fin:	12.750	13.100	25.850
				D:	4.000	4.000	
				E:	8.750	9.100	
				ND:			
29	117	Alex Schechtman	ASG	Fin:	12.750	13.050	25.800
				D:	4.000	4.000	
				E:	9.050	9.150	
				ND:	-0.300	-0.100	
30	567	Connor Pattison	Top Squad	Fin:	12.750	12.900	25.650
				D:	4.000	4.000	
				E:	8.750	9.200	
				ND:		-0.300	
31	156	Nicholas Mock	Aspire	Fin:	12.850	12.700	25.550
				D:	4.000	4.000	
				E:	8.950	8.800	
				ND:	-0.100	-0.100	
32	160	Gehrig Urbano	Azarian's	Fin:	12.200	13.300	25.500
				D:	4.000	4.000	
				E:	8.200	9.300	
				ND:			
33	103	Rory Carroll	5280 North	Fin:	12.450	12.650	25.100
				D:	3.200	3.200	
				E:	9.250	9.450	
				ND:			
34T	323	Joe Rabaja	Gymnastics USA	Fin:	12.200	12.500	24.700
				D:	3.200	3.200	
				E:	9.000	9.300	
				ND:			
34T	347	Zachary Mitchell	Hotshots	Fin:	12.250	12.450	24.700
				D:	3.200	3.200	
				E:	9.050	9.250	
				ND:			
36	330	Ezekiel Domingo	HITS	Fin:	12.400	12.100	24.500
				D:	4.000	4.000	
				E:	8.700	8.100	
				ND:	-0.300		

2018 Men's JO Nationals Finals

Event Results - Multi

May 12-13, 2018

Page: 4

Printed: 5/12/2018 6:28 PM

Men / 10 / 18 yrs

Session: 8J,8S

#1 = 2018 Men's JO Nationals Finals: 100%

#2 = 2018 Men's JO Nationals: 100%



Place	Num	Name	Gym		#2	#1	Score
37	212	Patrick Kramer	Cobb Challengers	Fin:	12.050	12.250	24.300
				D:	3.200	3.200	
				E:	8.850	9.050	
				ND:			
38	231	HB-John Mashburn	Durango	Fin:	13.250	0.000	13.250
				D:	4.100	0.000	
				E:	9.150	0.000	
				ND:			
39	503	SR-Eric Nakamura	SCEGA	Fin:	0.000	0.000	0.000
				D:	0.000	0.000	
				E:	0.000	0.000	
				ND:			

2018 Men's JO Nationals Finals

Event Results - Multi

May 12-13, 2018

Page: 1

Printed: 5/12/2018 6:29 PM

Men / 10 / 18 yrs

Session: 8J,8S

#1 = 2018 Men's JO Nationals Finals: 100%

#2 = 2018 Men's JO Nationals: 100%



Place	Num	Name	Gym		#2	#1	Score
1	532	Nick Smiley	St. Charles	Fin:	12.950	12.950	25.900
				D:	4.200	4.200	
				E:	8.750	8.750	
				ND:			
2	290	Charlie Jerry	Grt Northern	Fin:	13.100	12.700	25.800
				D:	3.500	3.500	
				E:	9.600	9.200	
				ND:			
3	567	Connor Pattison	Top Squad	Fin:	12.900	12.750	25.650
				D:	4.000	4.000	
				E:	8.900	8.750	
				ND:			
4	249	Luke Smigliani	Ellis Gym	Fin:	12.450	12.900	25.350
				D:	3.600	3.700	
				E:	8.850	9.200	
				ND:			
5T	506	Casimir Buske	Salto	Fin:	12.850	12.450	25.300
				D:	3.400	3.300	
				E:	9.450	9.150	
				ND:			
5T	602	Zion English	West Coast	Fin:	12.800	12.500	25.300
				D:	3.600	3.500	
				E:	9.200	9.000	
				ND:			
7T	554	Blake Wright	TAGS South	Fin:	12.650	12.600	25.250
				D:	3.400	3.400	
				E:	9.250	9.200	
				ND:			
7T	614	Miles Miller	World Cup	Fin:	12.250	13.000	25.250
				D:	3.900	3.900	
				E:	8.350	9.100	
				ND:			
9	117	Alex Schechtman	ASG	Fin:	12.450	12.750	25.200
				D:	3.800	3.800	
				E:	8.650	8.950	
				ND:			
10T	183	Zac Wallace	CGC	Fin:	12.350	12.800	25.150
				D:	3.500	3.600	
				E:	8.850	9.200	
				ND:			
10T	346	Christian Gulotta	Hotshots	Fin:	12.550	12.600	25.150
				D:	3.100	3.100	
				E:	9.450	9.500	
				ND:			
12	156	Nicholas Mock	Aspire	Fin:	12.400	12.650	25.050
				D:	4.200	4.200	
				E:	8.200	8.450	
				ND:			

2018 Men's JO Nationals Finals

Event Results - Multi

May 12-13, 2018

#1 = 2018 Men's JO Nationals Finals: 100%

#2 = 2018 Men's JO Nationals: 100%



Place	Num	Name	Gym		#2	#1	Score
13T	347	Zachary Mitchell	Hotshots	Fin:	12.450	12.550	25.000
				D:	3.700	3.700	
				E:	8.750	8.850	
				ND:			
13T	594	Nathan Reed	WOGA Frisco	Fin:	12.700	12.300	25.000
				D:	4.100	4.100	
				E:	8.600	8.200	
				ND:			
15T	547	Eric Lung	Surgent's Elite	Fin:	12.250	12.600	24.850
				D:	3.700	3.700	
				E:	8.550	8.900	
				ND:			
15T	243	Joshua Corona	Edmond Gym	Fin:	12.400	12.450	24.850
				D:	3.500	3.500	
				E:	8.900	8.950	
				ND:			
17T	398	Blaine Davis	Metro Gym	Fin:	12.200	12.500	24.700
				D:	4.500	4.400	
				E:	7.700	8.100	
				ND:			
17T	553	Mitchell Conzemius	TAGS South	Fin:	12.150	12.550	24.700
				D:	3.500	3.500	
				E:	8.650	9.050	
				ND:			
19	377	Michael Smith	MAC Gym	Fin:	12.450	12.200	24.650
				D:	3.400	3.400	
				E:	9.050	8.800	
				ND:			
20T	330	Ezekiel Domingo	HITS	Fin:	12.450	12.050	24.500
				D:	3.400	3.400	
				E:	9.050	8.650	
				ND:			
20T	339	Christopher Ganser	High Point	Fin:	11.900	12.600	24.500
				D:	3.500	3.500	
				E:	8.400	9.100	
				ND:			
20T	539	Samuel Davis	Sterling Gym	Fin:	12.600	11.900	24.500
				D:	3.500	3.500	
				E:	9.100	8.400	
				ND:			
23	291	Christian Wilkey Jr.	Gym & More	Fin:	12.100	12.350	24.450
				D:	4.100	4.000	
				E:	8.000	8.350	
				ND:			
24	579	Henry Greene	US Gym Dev Ctr	Fin:	12.100	12.250	24.350
				D:	3.600	3.600	
				E:	8.500	8.650	
				ND:			

2018 Men's JO Nationals Finals

Event Results - Multi

May 12-13, 2018

#1 = 2018 Men's JO Nationals Finals: 100%

#2 = 2018 Men's JO Nationals: 100%



Place	Num	Name	Gym		#2	#1	Score
25	425	Joseph Carlin	NSG	Fin:	11.900	12.350	24.250
				D:	3.700	3.700	
				E:	8.200	8.650	
				ND:			
26	103	Rory Carroll	5280 North	Fin:	12.000	12.100	24.100
				D:	3.300	3.300	
				E:	8.700	8.800	
				ND:			
27	110	Binyamin Salzano	5280 North	Fin:	11.750	12.250	24.000
				D:	3.700	3.700	
				E:	8.050	8.550	
				ND:			
28T	568	Ben Eyles	Triad	Fin:	13.150	10.800	23.950
				D:	3.900	3.200	
				E:	9.250	7.600	
				ND:			
28T	588	Daniel Lasenbby	VSSG	Fin:	12.750	11.200	23.950
				D:	3.900	3.700	
				E:	8.850	7.500	
				ND:			
30	221	Teanou Gonzalez	Daggett	Fin:	11.500	12.000	23.500
				D:	3.300	3.600	
				E:	8.200	8.400	
				ND:			
31	323	Joe Rabaja	Gymnastics USA	Fin:	10.950	12.500	23.450
				D:	3.500	3.500	
				E:	7.450	9.000	
				ND:			
32	596	Kyle Lukaesko	WV GTC	Fin:	11.550	11.450	23.000
				D:	3.600	3.600	
				E:	7.950	7.850	
				ND:			
33	555	Kaleb Booth	Tatarus	Fin:	11.000	11.900	22.900
				D:	3.600	3.600	
				E:	7.400	8.300	
				ND:			
34	212	Patrick Kramer	Cobb Challengers	Fin:	10.850	11.850	22.700
				D:	3.600	3.600	
				E:	7.250	8.250	
				ND:			
35	430	Noah Urwiler	NSG	Fin:	11.050	11.550	22.600
				D:	3.800	3.800	
				E:	7.250	7.750	
				ND:			
36	160	Gehrig Urbano	Azarian's	Fin:	12.100	10.400	22.500
				D:	3.300	3.300	
				E:	8.800	7.100	
				ND:			

2018 Men's JO Nationals Finals

Event Results - Multi

May 12-13, 2018

Page: 4

Printed: 5/12/2018 6:29 PM

Men / 10 / 18 yrs

Session: 8J,8S

#1 = 2018 Men's JO Nationals Finals: 100%

#2 = 2018 Men's JO Nationals: 100%



Place	Num	Name	Gym		#2	#1	Score
37	296	VT-Zach Ziolkowski	Gym Mich	Fin:	12.400	0.000	12.400
				D:	3.200	0.000	
				E:	9.200	0.000	
				ND:			
38	231	HB-John Mashburn	Durango	Fin:	11.750	0.000	11.750
				D:	3.000	0.000	
				E:	8.750	0.000	
				ND:			
39	503	SR-Eric Nakamura	SCEGA	Fin:	11.350	0.000	11.350
				D:	4.200	0.000	
				E:	7.150	0.000	
				ND:			

2018 Men's JO Nationals Finals

Event Results - Multi

May 12-13, 2018

#1 = 2018 Men's JO Nationals Finals: 100%

#2 = 2018 Men's JO Nationals: 100%



Place	Num	Name	Gym		#2	#1	Score
1	568	Ben Eyles	Triad	Fin:	13.250	12.900	26.150
				D:	4.000	3.900	
				E:	9.250	9.000	
				ND:			
2	117	Alex Schechtman	ASG	Fin:	12.800	12.850	25.650
				D:	3.500	3.500	
				E:	9.300	9.350	
				ND:			
3T	103	Rory Carroll	5280 North	Fin:	12.750	12.350	25.100
				D:	3.500	3.400	
				E:	9.250	8.950	
				ND:			
3T	212	Patrick Kramer	Cobb Challengers	Fin:	12.850	12.250	25.100
				D:	3.300	3.200	
				E:	9.550	9.050	
				ND:			
5T	553	Mitchell Conzemius	TAGS South	Fin:	12.400	12.500	24.900
				D:	3.700	3.700	
				E:	8.700	8.800	
				ND:			
5T	588	Daniel Lasenbby	VSSG	Fin:	12.400	12.500	24.900
				D:	3.500	3.500	
				E:	8.900	9.000	
				ND:			
7T	347	Zachary Mitchell	Hotshots	Fin:	12.100	12.750	24.850
				D:	3.700	3.700	
				E:	8.400	9.050	
				ND:			
7T	425	Joseph Carlin	NSG	Fin:	12.650	12.200	24.850
				D:	4.100	4.100	
				E:	8.550	8.100	
				ND:			
9T	290	Charlie Jerry	Grt Northern	Fin:	11.950	12.800	24.750
				D:	3.700	3.900	
				E:	8.250	8.900	
				ND:			
9T	323	Joe Rabaja	Gymnastics USA	Fin:	12.300	12.450	24.750
				D:	3.300	3.400	
				E:	9.000	9.050	
				ND:			
9T	554	Blake Wright	TAGS South	Fin:	12.300	12.450	24.750
				D:	3.400	3.400	
				E:	8.900	9.050	
				ND:			
12T	539	Samuel Davis	Sterling Gym	Fin:	12.350	12.350	24.700
				D:	4.100	4.100	
				E:	8.250	8.250	
				ND:			

2018 Men's JO Nationals Finals

Event Results - Multi

May 12-13, 2018

#1 = 2018 Men's JO Nationals Finals: 100%

#2 = 2018 Men's JO Nationals: 100%



Place	Num	Name	Gym		#2	#1	Score
12T	430	Noah Urwiler	NSG	Fin:	12.550	12.150	24.700
				D:	3.900	3.900	
				E:	8.650	8.250	
				ND:			
12T	532	Nick Smiley	St. Charles	Fin:	12.250	12.450	24.700
				D:	3.600	3.600	
				E:	8.650	8.850	
				ND:			
15	231	HB-John Mashburn	Durango	Fin:	12.800	11.700	24.500
				D:	3.600	3.400	
				E:	9.200	8.300	
				ND:			
16	330	Ezekiel Domingo	HITS	Fin:	12.450	12.000	24.450
				D:	3.500	3.500	
				E:	8.950	8.500	
				ND:			
17	291	Christian Wilkey Jr.	Gym & More	Fin:	12.300	12.100	24.400
				D:	3.800	3.800	
				E:	8.500	8.300	
				ND:			
18	398	Blaine Davis	Metro Gym	Fin:	12.500	11.850	24.350
				D:	3.400	2.900	
				E:	9.100	8.950	
				ND:			
19	602	Zion English	West Coast	Fin:	12.250	12.000	24.250
				D:	3.700	3.700	
				E:	8.550	8.300	
				ND:			
20	614	Miles Miller	World Cup	Fin:	12.550	11.500	24.050
				D:	3.800	3.600	
				E:	8.750	7.900	
				ND:			
21T	249	Luke Smigliani	Ellis Gym	Fin:	12.000	11.950	23.950
				D:	3.300	3.200	
				E:	8.700	8.750	
				ND:			
21T	567	Connor Pattison	Top Squad	Fin:	12.000	11.950	23.950
				D:	3.400	3.400	
				E:	8.600	8.550	
				ND:			
23	547	Eric Lung	Surgent's Elite	Fin:	12.650	11.150	23.800
				D:	3.900	3.200	
				E:	8.750	7.950	
				ND:			
24T	579	Henry Greene	US Gym Dev Ctr	Fin:	12.100	11.650	23.750
				D:	3.200	3.200	
				E:	8.900	8.450	
				ND:			

2018 Men's JO Nationals Finals

Event Results - Multi

May 12-13, 2018

#1 = 2018 Men's JO Nationals Finals: 100%

#2 = 2018 Men's JO Nationals: 100%



Place	Num	Name	Gym		#2	#1	Score
24T	596	Kyle Lukaesko	WV GTC	Fin:	12.550	11.200	23.750
				D:	3.500	2.700	
				E:	9.050	8.500	
				ND:			
26	346	Christian Gulotta	Hotshots	Fin:	11.650	12.000	23.650
				D:	3.100	3.100	
				E:	8.550	8.900	
				ND:			
27	156	Nicholas Mock	Aspire	Fin:	12.400	11.200	23.600
				D:	3.500	3.500	
				E:	8.900	7.700	
				ND:			
28	243	Joshua Corona	Edmond Gym	Fin:	11.900	11.650	23.550
				D:	3.400	3.400	
				E:	8.500	8.250	
				ND:			
29	110	Binyamin Salzano	5280 North	Fin:	11.450	12.000	23.450
				D:	3.100	3.100	
				E:	8.350	8.900	
				ND:			
30	555	Kaleb Booth	Tatarus	Fin:	11.500	11.600	23.100
				D:	2.700	2.700	
				E:	8.800	8.900	
				ND:			
31T	506	Casimir Buske	Salto	Fin:	11.350	11.550	22.900
				D:	3.800	4.200	
				E:	7.550	7.350	
				ND:			
31T	377	Michael Smith	MAC Gym	Fin:	11.750	11.150	22.900
				D:	2.600	2.600	
				E:	9.150	8.550	
				ND:			
33	339	Christopher Ganser	High Point	Fin:	10.850	11.800	22.650
				D:	3.100	3.300	
				E:	7.750	8.500	
				ND:			
34	221	Teanou Gonzalez	Daggett	Fin:	11.950	10.550	22.500
				D:	3.600	2.900	
				E:	8.350	7.650	
				ND:			
35	183	Zac Wallace	CGC	Fin:	11.450	10.900	22.350
				D:	3.300	3.300	
				E:	8.150	7.600	
				ND:			
36	160	Gehrig Urbano	Azarian's	Fin:	11.650	10.350	22.000
				D:	3.200	2.400	
				E:	8.450	7.950	
				ND:			

2018 Men's JO Nationals Finals

Event Results - Multi

May 12-13, 2018

#1 = 2018 Men's JO Nationals Finals: 100%

#2 = 2018 Men's JO Nationals: 100%

Page: 4

Printed: 5/12/2018 6:29 PM

Men / 10 / 18 yrs

Session: 8J,8S



Place	Num	Name	Gym		#2	#1	Score
37	594	Nathan Reed	WOGA Frisco	Fin:	9.600	10.900	20.500
				D:	2.200	2.200	
				E:	7.400	8.700	
				ND:			
38	296	VT-Zach Ziolkowski	Gym Mich	Fin:	10.900	0.000	10.900
				D:	2.900	0.000	
				E:	8.000	0.000	
				ND:			
39	503	SR-Eric Nakamura	SCEGA	Fin:	0.000	0.000	0.000
				D:	0.000	0.000	
				E:	0.000	0.000	
				ND:			

2018 Men's JO Nationals Finals

Event Results - Multi

May 12-13, 2018

#1 = 2018 Men's JO Nationals Finals: 100%

#2 = 2018 Men's JO Nationals: 100%

AA

Place	Num	Name	Gym	#2	#1	Score
1	547	Eric Lung	Surgent's Elite	78.750	77.200	155.950
2	249	Luke Smigliani	Ellis Gym	78.050	77.850	155.900
3	614	Miles Miller	World Cup	76.450	78.150	154.600
4	568	Ben Eyles	Triad	79.250	75.250	154.500
5	588	Daniel Lasenbby	VSSG	78.000	76.200	154.200
6	554	Blake Wright	TAGS South	75.450	76.200	151.650
7	532	Nick Smiley	St. Charles	73.700	76.850	150.550
8	291	Christian Wilkey Jr.	Gym & More	74.900	75.500	150.400
9T	290	Charlie Jerry	Grt Northern	73.300	77.000	150.300
9T	553	Mitchell Conzemius	TAGS South	74.900	75.400	150.300
11	602	Zion English	West Coast	75.700	74.350	150.050
12	506	Casimir Buske	Salto	74.800	75.100	149.900
13	156	Nicholas Mock	Aspire	74.200	74.600	148.800
14	221	Teaanou Gonzalez	Daggett	75.000	73.300	148.300
15	346	Christian Gulotta	Hotshots	73.550	74.700	148.250
16	567	Connor Pattison	Top Squad	73.650	74.450	148.100
17	243	Joshua Corona	Edmond Gym	74.450	73.450	147.900
18	398	Blaine Davis	Metro Gym	72.550	75.300	147.850
19	103	Rory Carroll	5280 North	73.650	73.850	147.500
20	212	Patrick Kramer	Cobb Challengers	73.000	74.300	147.300
21	539	Samuel Davis	Sterling Gym	74.200	73.000	147.200
22	430	Noah Urwiler	NSG	73.800	73.300	147.100
23	579	Henry Greene	US Gym Dev Ctr	73.900	72.800	146.700
24	117	Alex Schechtman	ASG	71.750	74.700	146.450
25	347	Zachary Mitchell	Hotshots	72.000	74.250	146.250
26	377	Michael Smith	MAC Gym	73.500	72.600	146.100
27T	110	Binyamin Salzano	5280 North	71.850	73.650	145.500
27T	555	Kaleb Booth	Tatarus	72.050	73.450	145.500
29	323	Joe Rabaja	Gymnastics USA	71.950	73.200	145.150
30	594	Nathan Reed	WOGA Frisco	71.900	72.800	144.700
31	339	Christopher Ganser	High Point	72.700	71.600	144.300
32	425	Joseph Carlin	NSG	73.700	70.150	143.850
33	596	Kyle Lukaesko	WV GTC	72.650	70.500	143.150
34	183	Zac Wallace	CGC	72.000	70.700	142.700
35	330	Ezekiel Domingo	HITS	71.850	70.600	142.450
36	160	Gehrig Urbano	Azarian's	72.500	69.650	142.150
37	296	VT-Zach Ziolkowski	Gym Mich	71.600	15.200	86.800
38	231	HB-John Mashburn	Durango	71.000	11.700	82.700
39	503	SR-Eric Nakamura	SCEGA	36.500	13.350	49.850