

2018 Men's JO Nationals Finals

Meet Results - Multi

May 12-13, 2018







Page: 1

Printed: 5/12/2018 6:26 PM

Men / 10 / 15 yrs

Session: 8J,8S

Judge's Signatures

Rank	Num	Name/Gym								AA
1	402	Dante Hays Metropolitan	Prelims	Final: 13.000	11.900	12.500	12.900	13.150	12.250	75.700
				D/E: 4.0 / 9.000	3.7 / 8.200	4.0 / 8.500	3.2 / 9.700	3.5 / 9.650	2.8 / 9.450	ND:
			Finals	Final: 12.750	12.300	12.600	12.800	13.500	12.450	76.400
				D/E: 3.9 / 8.850	3.7 / 8.600	4.0 / 8.600	3.2 / 9.600	3.5 / 10.000	2.8 / 9.650	ND:
Combined Total: 152.100										
2	109	Matthew Romalia 5280 South	Prelims	Final: 12.950	10.950	12.750	13.750	12.800	11.950	75.150
				D/E: 4.1 / 8.850	3.2 / 7.750	3.9 / 8.850	4.2 / 9.550	3.4 / 9.400	3.2 / 8.750	ND:
			Finals	Final: 12.550	11.500	12.650	13.700	13.200	12.300	75.900
				D/E: 4.1 / 8.750	3.1 / 8.400	3.9 / 8.750	4.2 / 9.500	3.4 / 9.800	3.2 / 9.100	ND: -0.3
Combined Total: 151.050										
3	538	Mark Berlaga Stanford Boys	Prelims	Final: 12.450	12.100	12.150	13.700	10.950	11.600	72.950
				D/E: 3.4 / 9.050	4.5 / 7.600	4.3 / 7.850	4.2 / 9.500	3.9 / 7.050	2.9 / 8.700	ND:
			Finals	Final: 12.700	12.750	12.250	13.450	13.050	12.000	76.200
				D/E: 3.5 / 9.200	4.5 / 8.250	4.3 / 7.950	4.0 / 9.450	3.7 / 9.350	3.1 / 8.900	ND:
Combined Total: 149.150										
4	104	Kyler Hartley 5280 North	Prelims	Final: 12.500	12.200	12.100	13.100	11.500	11.700	73.100
				D/E: 3.7 / 8.800	3.8 / 8.400	4.2 / 7.900	4.0 / 9.100	3.5 / 8.000	3.5 / 8.200	ND:
			Finals	Final: 12.100	12.350	13.700	13.300	12.250	11.550	75.250
				D/E: 2.7 / 9.400	3.8 / 8.550	4.5 / 9.200	4.0 / 9.300	3.5 / 8.750	3.4 / 8.150	ND:
Combined Total: 148.350										
5T	349	Jack Bono IGA	Prelims	Final: 12.700	11.300	10.900	13.600	11.900	12.300	72.700
				D/E: 4.2 / 8.500	2.9 / 8.400	4.1 / 6.800	4.2 / 9.500	3.6 / 8.300	4.0 / 8.300	ND: -0.1
			Finals	Final: 13.000	11.350	12.050	13.450	12.600	13.100	75.550
				D/E: 4.2 / 8.800	2.9 / 8.450	3.7 / 8.350	4.1 / 9.450	3.6 / 9.000	4.1 / 9.000	ND: -0.1
Combined Total: 148.250										
5T	451	Ian Dinmore Paragon	Prelims	Final: 12.900	13.000	12.350	12.650	10.850	12.300	74.050
				D/E: 3.9 / 9.000	4.4 / 8.600	3.7 / 8.650	4.0 / 8.650	3.7 / 7.150	3.2 / 9.100	ND:
			Finals	Final: 13.200	12.100	12.500	11.950	12.350	12.100	74.200
				D/E: 4.0 / 9.200	3.7 / 8.400	3.7 / 8.800	4.0 / 7.950	3.5 / 8.850	3.2 / 8.900	ND:
Combined Total: 148.250										
7	188	Matthew Krall CSC - Race	Prelims	Final: 12.700	12.100	11.100	13.650	11.650	11.400	72.600
				D/E: 3.9 / 8.800	4.2 / 7.900	3.8 / 7.300	4.2 / 9.450	3.9 / 7.750	3.4 / 8.000	ND:
			Finals	Final: 12.800	13.500	12.050	12.950	11.350	12.400	75.050
				D/E: 3.8 / 9.000	4.4 / 9.100	3.8 / 8.250	4.0 / 9.250	3.6 / 7.750	3.4 / 9.000	ND: -0.3
Combined Total: 147.650										

2018 Men's JO Nationals Finals

Meet Results - Multi







May 12-13, 2018

Page: 2

Printed: 5/12/2018 6:26 PM

Men / 10 / 15 yrs

Session: 8J,8S

Rank	Num	Name/Gym								AA
8	314	Major Bain GymTek	Prelims	Final: 12.400	11.400	11.400	13.250	12.400	11.050	71.900
				D/E: 3.8 / 8.600	3.8 / 7.600	3.0 / 8.400	4.0 / 9.250	3.3 / 9.100	3.3 / 7.750	
			Finals	Final: 13.100	13.150	11.850	13.500	11.950	12.100	75.650
				D/E: 3.9 / 9.200	3.9 / 9.250	3.3 / 8.850	4.0 / 9.500	3.6 / 8.350	3.3 / 8.800	
				ND:		-0.3				
										<u>Combined Total: 147.550</u>
9	423	Alex Vandendries NEAG	Prelims	Final: 12.600	12.000	12.350	12.650	12.450	11.950	74.000
				D/E: 3.6 / 9.000	3.5 / 8.500	3.5 / 8.850	3.2 / 9.450	3.8 / 8.650	3.6 / 8.350	
			Finals	Final: 11.950	10.700	12.800	12.700	12.650	12.600	73.400
				D/E: 3.6 / 8.350	3.5 / 7.200	3.6 / 9.200	3.2 / 9.500	3.8 / 8.850	3.5 / 9.100	
				ND:						
										<u>Combined Total: 147.400</u>
10T	222	Christopher Hiser Daggett	Prelims	Final: 12.750	10.650	12.750	13.100	11.350	11.450	72.050
				D/E: 4.4 / 8.350	3.3 / 7.350	4.2 / 8.550	4.0 / 9.100	3.5 / 7.850	3.4 / 8.050	
			Finals	Final: 12.850	11.100	13.050	13.400	12.400	12.200	75.000
				D/E: 4.4 / 8.450	3.3 / 7.800	4.2 / 8.850	4.0 / 9.400	3.5 / 8.900	3.4 / 8.800	
				ND:						
										<u>Combined Total: 147.050</u>
10T	322	William Harrington Gymnastics USA	Prelims	Final: 12.650	10.850	12.400	13.450	12.000	12.300	73.650
				D/E: 4.0 / 8.650	3.0 / 7.850	3.7 / 8.700	4.2 / 9.250	3.3 / 8.700	3.5 / 8.800	
			Finals	Final: 12.600	10.400	12.500	13.500	12.050	12.350	73.400
				D/E: 4.0 / 8.600	3.0 / 7.400	3.7 / 8.800	4.3 / 9.200	3.3 / 8.750	3.6 / 8.750	
				ND:						
										<u>Combined Total: 147.050</u>
12	219	John Wendeborn Cypress	Prelims	Final: 12.300	12.250	11.550	12.450	12.400	11.850	72.800
				D/E: 4.0 / 8.300	3.7 / 8.550	3.8 / 7.750	4.0 / 8.450	3.5 / 8.900	2.9 / 8.950	
			Finals	Final: 12.050	12.500	12.100	13.200	12.400	11.800	74.050
				D/E: 4.0 / 8.050	3.7 / 8.800	3.9 / 8.200	4.0 / 9.200	3.5 / 8.900	2.9 / 8.900	
				ND:						
										<u>Combined Total: 146.850</u>
13	116	Matthew Browne ASG	Prelims	Final: 11.700	11.400	12.400	13.300	11.850	13.100	73.750
				D/E: 4.0 / 7.800	3.4 / 8.000	4.2 / 8.200	3.6 / 9.700	3.3 / 8.550	3.4 / 9.700	
			Finals	Final: 11.600	11.850	12.500	13.050	12.650	11.250	72.900
				D/E: 4.0 / 8.100	3.4 / 8.450	4.2 / 8.300	3.6 / 9.450	3.4 / 9.250	3.3 / 7.950	
				ND:	-0.1					
										<u>Combined Total: 146.650</u>
14	609	Maxwell Taniguchi-King West Coast	Prelims	Final: 12.450	10.300	11.950	13.400	12.300	11.400	71.800
				D/E: 3.8 / 8.650	3.7 / 6.600	3.6 / 8.350	4.0 / 9.400	3.7 / 8.600	2.6 / 8.800	
			Finals	Final: 12.750	12.250	11.900	13.400	12.800	11.700	74.800
				D/E: 3.8 / 8.950	4.0 / 8.250	3.6 / 8.300	4.0 / 9.400	3.7 / 9.100	2.6 / 9.100	
				ND:						
										<u>Combined Total: 146.600</u>

2018 Men's JO Nationals Finals

Meet Results - Multi







May 12-13, 2018

Page: 3

Printed: 5/12/2018 6:26 PM

Men / 10 / 15 yrs

Session: 8J,8S

Rank	Num	Name/Gym								AA
15	616	Ajani Turner World Xtreme	Prelims	Final: 12.550	11.400	12.100	12.550	12.400	12.900	73.900
				D/E: 3.6 / 8.950	3.5 / 7.900	4.2 / 7.900	3.2 / 9.350	3.4 / 9.000	3.7 / 9.200	
			ND:							
			Finals	Final: 12.400	11.700	11.950	12.700	12.200	11.650	72.600
				D/E: 3.5 / 8.900	3.5 / 8.200	4.3 / 7.650	3.2 / 9.500	3.4 / 8.800	3.4 / 8.250	
				ND:						
				<u>Combined Total:</u>						<u>146.500</u>
16	258	Zachary Gilbaugh Eyas	Prelims	Final: 12.900	10.750	11.350	13.500	12.450	11.600	72.550
				D/E: 4.2 / 8.700	3.6 / 7.150	3.5 / 7.850	4.0 / 9.500	3.4 / 9.050	2.3 / 9.300	
				ND:						
			Finals	Final: 13.300	11.850	11.400	13.400	12.450	11.300	73.700
				D/E: 4.2 / 9.100	3.2 / 8.650	3.5 / 8.200	4.0 / 9.400	3.4 / 9.050	2.3 / 9.000	
				ND:		-0.3				
				<u>Combined Total:</u>						<u>146.250</u>
17	255	Dylan Thomas EnRich	Prelims	Final: 12.900	10.000	12.500	13.450	12.300	12.050	73.200
				D/E: 4.1 / 8.800	2.9 / 7.100	4.3 / 8.200	4.0 / 9.450	3.5 / 8.800	3.6 / 8.450	
				ND:						
			Finals	Final: 13.000	9.850	12.200	13.250	12.500	12.150	72.950
				D/E: 4.1 / 8.900	2.7 / 7.150	4.1 / 8.100	4.0 / 9.250	3.5 / 9.000	3.6 / 8.550	
				ND:						
				<u>Combined Total:</u>						<u>146.150</u>
18	626	Caden Spencer Bozhi's	Prelims	Final: 12.900	11.900	10.850	13.900	12.100	12.550	74.200
				D/E: 4.5 / 8.400	3.2 / 8.700	3.0 / 7.850	4.2 / 9.700	4.0 / 8.100	3.9 / 8.650	
				ND:						
			Finals	Final: 12.950	10.600	11.500	13.950	11.100	11.750	71.850
				D/E: 4.5 / 8.450	3.2 / 7.400	3.0 / 8.500	4.2 / 9.750	4.0 / 7.100	3.9 / 7.850	
				ND:						
				<u>Combined Total:</u>						<u>146.050</u>
19	608	Sean Shimizu West Coast	Prelims	Final: 13.500	11.600	10.700	11.850	12.400	12.550	72.600
				D/E: 4.3 / 9.200	3.2 / 8.400	3.2 / 7.500	2.4 / 9.450	3.5 / 8.900	3.4 / 9.150	
				ND:						
			Finals	Final: 13.750	11.500	11.500	11.750	12.500	12.350	73.350
				D/E: 4.3 / 9.450	3.2 / 8.300	3.4 / 8.100	2.4 / 9.350	3.5 / 9.000	3.4 / 8.950	
				ND:						
				<u>Combined Total:</u>						<u>145.950</u>
20	620	Derek Schlagenhauf Xtreme Altitude	Prelims	Final: 12.900	11.250	11.350	13.000	12.350	10.550	71.400
				D/E: 3.9 / 9.000	3.0 / 8.250	3.4 / 7.950	4.0 / 9.000	3.5 / 8.850	3.4 / 7.150	
				ND:						
			Finals	Final: 13.300	11.350	11.800	13.150	12.950	11.750	74.300
				D/E: 3.8 / 9.500	3.0 / 8.350	3.4 / 8.400	4.0 / 9.150	3.6 / 9.350	3.1 / 8.650	
				ND:						
				<u>Combined Total:</u>						<u>145.700</u>
21	353	Dante Harmes In The Zone	Prelims	Final: 12.400	11.450	11.300	12.750	11.450	11.800	71.150
				D/E: 4.0 / 8.400	3.7 / 7.750	4.2 / 7.100	3.2 / 9.550	3.6 / 7.850	2.5 / 9.300	
				ND:						
			Finals	Final: 12.700	11.850	12.400	12.750	12.450	12.350	74.500
				D/E: 4.0 / 8.700	3.7 / 8.150	4.2 / 8.200	3.2 / 9.550	3.6 / 8.850	3.0 / 9.350	
				ND:						
				<u>Combined Total:</u>						<u>145.650</u>

2018 Men's JO Nationals Finals

Meet Results - Multi







May 12-13, 2018

Page: 4

Printed: 5/12/2018 6:26 PM

Men / 10 / 15 yrs

Session: 8J,8S

Rank	Num	Name/Gym								AA
22	407	Ari Bekker Michigan Acad	Prelims	Final: 11.850	10.600	12.300	13.450	12.200	12.350	72.750
				D/E: 3.8 / 8.350	3.2 / 7.400	4.0 / 8.300	4.2 / 9.250	3.8 / 8.400	3.6 / 8.750	
				ND: -0.3						
			Finals	Final: 13.050	9.050	12.800	13.250	12.450	12.250	72.850
				D/E: 4.2 / 8.850	3.1 / 5.950	4.0 / 8.800	4.0 / 9.250	3.8 / 8.650	3.6 / 8.650	
				ND:						
										<u>Combined Total: 145.600</u>
23	414	Matthew Burgoyne Mont Co Gym	Prelims	Final: 12.550	12.000	10.600	12.200	12.150	12.500	72.000
				D/E: 4.0 / 8.550	3.5 / 8.500	3.0 / 7.600	3.6 / 8.600	3.6 / 8.550	3.3 / 9.200	
				ND:						
			Finals	Final: 12.100	12.000	11.150	13.200	12.600	12.100	73.150
				D/E: 4.0 / 8.100	3.5 / 8.500	3.0 / 8.150	3.6 / 9.600	3.6 / 9.000	3.2 / 8.900	
				ND:						
										<u>Combined Total: 145.150</u>
24	279	Logan Schmitt Geist	Prelims	Final: 12.450	9.200	12.250	11.950	12.450	12.100	70.400
				D/E: 4.1 / 8.350	4.1 / 5.100	3.9 / 8.350	2.4 / 9.550	4.0 / 8.450	3.3 / 8.800	
				ND:						
			Finals	Final: 13.400	11.400	12.400	12.550	12.400	12.000	74.150
				D/E: 4.2 / 9.200	3.9 / 7.500	3.9 / 8.500	3.2 / 9.350	4.0 / 8.400	3.3 / 8.700	
				ND:						
										<u>Combined Total: 144.550</u>
25	417	Billy Champagne NEAG	Prelims	Final: 12.550	11.250	11.550	12.100	11.900	12.450	71.800
				D/E: 3.7 / 8.850	2.7 / 8.550	3.2 / 8.350	2.8 / 9.300	3.5 / 8.400	3.2 / 9.250	
				ND:						
			Finals	Final: 12.450	11.700	11.550	13.050	11.900	11.850	72.500
				D/E: 3.7 / 8.750	2.7 / 9.000	3.2 / 8.650	4.0 / 9.050	3.5 / 8.400	3.2 / 8.650	
				ND: -0.3						
										<u>Combined Total: 144.300</u>
26	107	Max Kephart 5280 North	Prelims	Final: 12.200	11.200	11.450	13.000	12.400	11.700	71.950
				D/E: 3.6 / 8.600	3.2 / 8.000	3.6 / 7.850	4.0 / 9.000	3.7 / 8.700	2.9 / 8.800	
				ND:						
			Finals	Final: 11.750	11.550	11.400	13.350	12.300	11.500	71.850
				D/E: 3.6 / 8.250	3.2 / 8.350	3.8 / 7.600	4.1 / 9.250	3.7 / 8.600	2.9 / 8.600	
				ND: -0.1						
										<u>Combined Total: 143.800</u>
27	470	Ayush Basu Premier West	Prelims	Final: 12.900	11.750	11.450	11.250	12.100	12.400	71.850
				D/E: 3.5 / 9.400	3.7 / 8.050	3.3 / 8.150	2.4 / 9.150	3.2 / 8.900	3.1 / 9.300	
				ND: -0.3						
			Finals	Final: 12.300	11.050	11.300	11.600	12.900	11.700	70.850
				D/E: 3.4 / 8.900	3.7 / 7.350	3.4 / 7.900	2.4 / 9.300	3.3 / 9.600	3.0 / 8.700	
				ND: -0.1						
										<u>Combined Total: 142.700</u>
28	172	Judah Wolfe Blaze	Prelims	Final: 13.200	11.200	11.200	13.100	11.450	12.150	72.300
				D/E: 4.0 / 9.200	3.2 / 8.000	3.5 / 7.700	4.0 / 9.200	3.4 / 8.050	2.9 / 9.250	
				ND: -0.1						
			Finals	Final: 12.900	8.450	11.200	13.150	12.100	11.700	69.500
				D/E: 3.9 / 9.000	3.1 / 5.350	3.6 / 7.600	4.0 / 9.250	3.4 / 8.700	2.9 / 8.800	
				ND: -0.1						
										<u>Combined Total: 141.800</u>

2018 Men's JO Nationals Finals

Meet Results - Multi







May 12-13, 2018

Page: 5

Printed: 5/12/2018 6:26 PM

Men / 10 / 15 yrs

Session: 8J,8S

Rank	Num	Name/Gym								AA
29	545	Donavyn Diaz Surgent's Elite	Prelims	Final: 12.050	9.750	11.750	11.800	12.850	11.750	69.950
				D/E: 4.0 / 8.050	3.2 / 6.550	3.5 / 8.250	2.4 / 9.400	3.4 / 9.450	3.3 / 8.450	
				ND:						
			Finals	Final: 12.500	11.200	11.900	11.950	12.950	11.300	71.800
				D/E: 4.0 / 8.500	3.5 / 7.700	3.6 / 8.600	2.4 / 9.550	3.5 / 9.450	3.3 / 8.000	
				ND:		-0.3				
								<u>Combined Total:</u>	<u>141.750</u>	
30	134	Jackson Harrison Aim High	Prelims	Final: 11.650	9.550	11.700	14.200	11.750	12.150	71.000
				D/E: 4.4 / 7.550	3.0 / 6.550	3.2 / 8.500	4.8 / 9.400	3.4 / 8.350	3.4 / 8.750	
				ND:	-0.3					
			Finals	Final: 12.900	8.450	11.950	13.300	11.750	12.250	70.600
				D/E: 4.5 / 8.500	2.9 / 5.550	3.2 / 9.050	4.8 / 8.500	3.4 / 8.350	3.4 / 8.850	
				ND:	-0.1	-0.3				
								<u>Combined Total:</u>	<u>141.600</u>	
31	367	Korey Russell La Fleurs Tampa	Prelims	Final: 12.250	10.900	11.300	12.250	12.000	11.250	69.950
				D/E: 3.6 / 8.650	2.6 / 8.300	3.3 / 8.000	2.8 / 9.450	3.2 / 8.800	3.7 / 7.550	
				ND:						
			Finals	Final: 12.250	11.150	11.450	12.200	11.650	12.250	70.950
				D/E: 4.0 / 8.250	2.6 / 8.550	3.4 / 8.050	2.8 / 9.400	3.2 / 8.450	3.7 / 8.550	
				ND:						
								<u>Combined Total:</u>	<u>140.900</u>	
32	455	Tyler Flowers Park Avenue	Prelims	Final: 11.550	11.200	10.800	13.650	11.900	11.750	70.850
				D/E: 3.7 / 7.850	3.0 / 8.200	2.8 / 8.000	4.0 / 9.650	3.3 / 8.600	2.9 / 8.850	
				ND:						
			Finals	Final: 12.100	11.700	11.100	11.100	11.950	11.950	69.900
				D/E: 3.6 / 8.500	3.0 / 8.700	2.8 / 8.600	4.0 / 7.100	3.3 / 8.650	3.2 / 8.750	
				ND:		-0.3				
								<u>Combined Total:</u>	<u>140.750</u>	
33	544	Noah Dhaliwal Surgent's Elite	Prelims	Final: 11.800	12.550	12.350	11.600	11.100	10.700	70.100
				D/E: 3.1 / 8.700	3.9 / 8.650	4.0 / 8.350	2.4 / 9.200	3.4 / 7.700	3.0 / 7.700	
				ND:						
			Finals	Final: 10.950	12.450	12.450	11.400	12.150	10.950	70.350
				D/E: 3.1 / 7.850	3.9 / 8.550	4.0 / 8.450	2.4 / 9.000	3.4 / 8.750	3.3 / 7.650	
				ND:						
								<u>Combined Total:</u>	<u>140.450</u>	
34	461	Hunter Dalisay Prairie	Prelims	Final: 12.400	11.850	11.200	11.600	11.600	11.850	70.500
				D/E: 3.6 / 8.800	2.7 / 9.150	2.9 / 8.300	2.4 / 9.200	3.3 / 8.300	2.9 / 8.950	
				ND:						
			Finals	Final: 11.550	11.600	10.900	11.900	11.650	11.700	69.300
				D/E: 3.5 / 8.050	2.7 / 8.900	3.2 / 7.700	2.4 / 9.500	3.2 / 8.450	2.9 / 8.800	
				ND:						
								<u>Combined Total:</u>	<u>139.800</u>	
35	493	Blake Rodgers Roswell	Prelims	Final: 12.500	10.900	11.850	12.050	12.600	11.300	71.200
				D/E: 3.5 / 9.000	2.9 / 8.000	3.2 / 8.650	2.4 / 9.650	3.2 / 9.400	3.0 / 8.300	
				ND:						
			Finals	Final: 11.900	9.600	11.550	11.800	11.750	11.350	67.950
				D/E: 3.0 / 8.900	2.9 / 6.700	3.2 / 8.650	2.4 / 9.400	3.1 / 8.650	3.3 / 8.050	
				ND:		-0.3				
								<u>Combined Total:</u>	<u>139.150</u>	

2018 Men's JO Nationals Finals

Meet Results - Multi







May 12-13, 2018

Page: 6

Printed: 5/12/2018 6:26 PM

Men / 10 / 15 yrs

Session: 8J,8S

Rank	Num	Name/Gym								AA
36	216	Marcel Aguirre Cypress	Prelims	Final: 12.800	11.400	11.750	12.150	11.200	10.600	69.900
				D/E: 3.7 / 9.100	3.7 / 7.700	3.9 / 7.850	2.8 / 9.350	2.6 / 8.600	2.2 / 8.400	ND:
			Finals	Final: 12.350	10.800	12.200	12.100	11.100	10.650	69.200
				D/E: 3.7 / 8.650	3.7 / 7.100	3.9 / 8.300	2.8 / 9.300	2.6 / 8.500	2.2 / 8.450	ND:
<u>Combined Total:</u>										<u>139.100</u>
37	230	PB-Andrew Layman Denali	Prelims	Final: 12.300	8.950	10.850	13.150	12.600	11.450	69.300
				D/E: 3.9 / 8.400	3.0 / 5.950	3.4 / 7.450	4.8 / 8.350	3.6 / 9.000	2.3 / 9.150	ND:
			Finals	Final: 0.000	0.000	0.000	0.000	12.900	0.000	12.900
				D/E: 0.0 / 0.000	0.0 / 0.000	0.0 / 0.000	0.0 / 0.000	3.7 / 9.200	0.0 / 0.000	ND:
<u>Combined Total:</u>										<u>82.200</u>
38	171	SR-Carter Cochardo Blaze	Prelims	Final: 10.650	10.400	12.650	13.350	10.700	11.550	69.300
				D/E: 4.3 / 6.650	3.8 / 6.600	3.8 / 8.850	4.0 / 9.450	3.6 / 7.100	3.4 / 8.150	ND: -0.3
			Finals	Final: 0.000	0.000	12.750	0.000	0.000	0.000	12.750
				D/E: 0.0 / 0.000	0.0 / 0.000	3.8 / 8.950	0.0 / 0.000	0.0 / 0.000	0.0 / 0.000	ND: -0.1
<u>Combined Total:</u>										<u>82.050</u>
39	350	FX-Taso Callanan IGA	Prelims	Final: 13.550	0.000	0.000	13.000	0.000	0.000	26.550
				D/E: 4.5 / 9.050	0.0 / 0.000	0.0 / 0.000	5.0 / 8.300	0.0 / 0.000	0.0 / 0.000	ND: -0.3
			Finals	Final: 13.800	0.000	0.000	0.000	0.000	0.000	13.800
				D/E: 4.6 / 9.200	0.0 / 0.000	0.0 / 0.000	0.0 / 0.000	0.0 / 0.000	0.0 / 0.000	ND:
<u>Combined Total:</u>										<u>40.350</u>

2018 Men's JO Nationals Finals

Event Results - Multi

May 12-13, 2018

Page: 1

Printed: 5/12/2018 6:28 PM

Men / 10 / 15 yrs

Session: 8J,8S

#1 = 2018 Men's JO Nationals Finals: 100%

#2 = 2018 Men's JO Nationals: 100%



Place	Num	Name	Gym		#2	#1	Score
1	350	FX-Taso Callanan	IGA	Fin:	13.550	13.800	27.350
				D:	4.500	4.600	
				E:	9.050	9.200	
				ND:			
2	608	Sean Shimizu	West Coast	Fin:	13.500	13.750	27.250
				D:	4.300	4.300	
				E:	9.200	9.450	
				ND:			
3T	258	Zachary Gilbaugh	Eyas	Fin:	12.900	13.300	26.200
				D:	4.200	4.200	
				E:	8.700	9.100	
				ND:			
3T	620	Derek Schlagenhaut	Xtreme Altitude	Fin:	12.900	13.300	26.200
				D:	3.900	3.800	
				E:	9.000	9.500	
				ND:			
5T	172	Judah Wolfe	Blaze	Fin:	13.200	12.900	26.100
				D:	4.000	3.900	
				E:	9.200	9.000	
				ND:			
5T	451	Ian Dinmore	Paragon	Fin:	12.900	13.200	26.100
				D:	3.900	4.000	
				E:	9.000	9.200	
				ND:			
7	255	Dylan Thomas	EnRich	Fin:	12.900	13.000	25.900
				D:	4.100	4.100	
				E:	8.800	8.900	
				ND:			
8T	279	Logan Schmitt	Geist	Fin:	12.450	13.400	25.850
				D:	4.100	4.200	
				E:	8.350	9.200	
				ND:			
8T	626	Caden Spencer	Bozhi's	Fin:	12.900	12.950	25.850
				D:	4.500	4.500	
				E:	8.400	8.450	
				ND:			
10	402	Dante Hays	Metropolitan	Fin:	13.000	12.750	25.750
				D:	4.000	3.900	
				E:	9.000	8.850	
				ND:			
11	349	Jack Bono	IGA	Fin:	12.700	13.000	25.700
				D:	4.200	4.200	
				E:	8.500	8.800	
				ND:			
12	222	Christopher Hiser	Daggett	Fin:	12.750	12.850	25.600
				D:	4.400	4.400	
				E:	8.350	8.450	
				ND:			

2018 Men's JO Nationals Finals

Event Results - Multi

May 12-13, 2018

Page: 2

Printed: 5/12/2018 6:28 PM

Men / 10 / 15 yrs

Session: 8J,8S

#1 = 2018 Men's JO Nationals Finals: 100%

#2 = 2018 Men's JO Nationals: 100%



Place	Num	Name	Gym		#2	#1	Score
13T	109	Matthew Romalia	5280 South	Fin:	12.950	12.550	25.500
				D:	4.100	4.100	
				E:	8.850	8.750	
				ND:		-0.300	
13T	188	Matthew Krall	CSC - Race	Fin:	12.700	12.800	25.500
				D:	3.900	3.800	
				E:	8.800	9.000	
				ND:			
13T	314	Major Bain	GymTek	Fin:	12.400	13.100	25.500
				D:	3.800	3.900	
				E:	8.600	9.200	
				ND:			
16	322	William Harrington	Gymnastics USA	Fin:	12.650	12.600	25.250
				D:	4.000	4.000	
				E:	8.650	8.600	
				ND:			
17T	470	Ayush Basu	Premier West	Fin:	12.900	12.300	25.200
				D:	3.500	3.400	
				E:	9.400	8.900	
				ND:			
17T	609	Maxwell Taniguchi-King	West Coast	Fin:	12.450	12.750	25.200
				D:	3.800	3.800	
				E:	8.650	8.950	
				ND:			
19T	216	Marcel Aguirre	Cypress	Fin:	12.800	12.350	25.150
				D:	3.700	3.700	
				E:	9.100	8.650	
				ND:			
19T	538	Mark Berlaga	Stanford Boys	Fin:	12.450	12.700	25.150
				D:	3.400	3.500	
				E:	9.050	9.200	
				ND:			
21	353	Dante Harmes	In The Zone	Fin:	12.400	12.700	25.100
				D:	4.000	4.000	
				E:	8.400	8.700	
				ND:			
22	417	Billy Champagne	NEAG	Fin:	12.550	12.450	25.000
				D:	3.700	3.700	
				E:	8.850	8.750	
				ND:			
23	616	Ajani Turner	World Xtreme	Fin:	12.550	12.400	24.950
				D:	3.600	3.500	
				E:	8.950	8.900	
				ND:			
24	407	Ari Bekker	Michigan Acad	Fin:	11.850	13.050	24.900
				D:	3.800	4.200	
				E:	8.350	8.850	
				ND:	-0.300		

2018 Men's JO Nationals Finals

Event Results - Multi

May 12-13, 2018

#1 = 2018 Men's JO Nationals Finals: 100%

#2 = 2018 Men's JO Nationals: 100%



Place	Num	Name	Gym		#2	#1	Score
25	414	Matthew Burgoyne	Mont Co Gym	Fin:	12.550	12.100	24.650
				D:	4.000	4.000	
				E:	8.550	8.100	
				ND:			
26	104	Kyler Hartley	5280 North	Fin:	12.500	12.100	24.600
				D:	3.700	2.700	
				E:	8.800	9.400	
				ND:			
27T	423	Alex Vandendries	NEAG	Fin:	12.600	11.950	24.550
				D:	3.600	3.600	
				E:	9.000	8.350	
				ND:			
27T	545	Donavyn Diaz	Surgent's Elite	Fin:	12.050	12.500	24.550
				D:	4.000	4.000	
				E:	8.050	8.500	
				ND:			
27T	134	Jackson Harrison	Aim High	Fin:	11.650	12.900	24.550
				D:	4.400	4.500	
				E:	7.550	8.500	
				ND:	-0.300	-0.100	
30	367	Korey Russell	La Fleurs Tampa	Fin:	12.250	12.250	24.500
				D:	3.600	4.000	
				E:	8.650	8.250	
				ND:			
31	493	Blake Rodgers	Roswell	Fin:	12.500	11.900	24.400
				D:	3.500	3.000	
				E:	9.000	8.900	
				ND:			
32	219	John Wendeborn	Cypress	Fin:	12.300	12.050	24.350
				D:	4.000	4.000	
				E:	8.300	8.050	
				ND:			
33T	107	Max Kephart	5280 North	Fin:	12.200	11.750	23.950
				D:	3.600	3.600	
				E:	8.600	8.250	
				ND:		-0.100	
33T	461	Hunter Dalisay	Prairie	Fin:	12.400	11.550	23.950
				D:	3.600	3.500	
				E:	8.800	8.050	
				ND:			
35	455	Tyler Flowers	Park Avenue	Fin:	11.550	12.100	23.650
				D:	3.700	3.600	
				E:	7.850	8.500	
				ND:			
36	116	Matthew Browne	ASG	Fin:	11.700	11.600	23.300
				D:	4.000	4.000	
				E:	7.800	8.100	
				ND:	-0.100	-0.500	

2018 Men's JO Nationals Finals

Event Results - Multi

May 12-13, 2018

Page: 4

Printed: 5/12/2018 6:28 PM

Men / 10 / 15 yrs

Session: 8J,8S

#1 = 2018 Men's JO Nationals Finals: 100%

#2 = 2018 Men's JO Nationals: 100%



Place	Num	Name	Gym		#2	#1	Score
37	544	Noah Dhaliwal	Surgent's Elite	Fin:	11.800	10.950	22.750
				D:	3.100	3.100	
				E:	8.700	7.850	
				ND:			
38	230	PB-Andrew Layman	Denali	Fin:	12.300	0.000	12.300
				D:	3.900	0.000	
				E:	8.400	0.000	
				ND:			
39	171	SR-Carter Cochardo	Blaze	Fin:	10.650	0.000	10.650
				D:	4.300	0.000	
				E:	6.650	0.000	
				ND:	-0.300		

2018 Men's JO Nationals Finals

Event Results - Multi

May 12-13, 2018

#1 = 2018 Men's JO Nationals Finals: 100%

#2 = 2018 Men's JO Nationals: 100%



Place	Num	Name	Gym		#2	#1	Score
1	188	Matthew Krall	CSC - Race	Fin:	12.100	13.500	25.600
				D:	4.200	4.400	
				E:	7.900	9.100	
				ND:			
2	451	Ian Dinmore	Paragon	Fin:	13.000	12.100	25.100
				D:	4.400	3.700	
				E:	8.600	8.400	
				ND:			
3	544	Noah Dhaliwal	Surgent's Elite	Fin:	12.550	12.450	25.000
				D:	3.900	3.900	
				E:	8.650	8.550	
				ND:			
4	538	Mark Berlaga	Stanford Boys	Fin:	12.100	12.750	24.850
				D:	4.500	4.500	
				E:	7.600	8.250	
				ND:			
5	219	John Wendeborn	Cypress	Fin:	12.250	12.500	24.750
				D:	3.700	3.700	
				E:	8.550	8.800	
				ND:			
6T	104	Kyler Hartley	5280 North	Fin:	12.200	12.350	24.550
				D:	3.800	3.800	
				E:	8.400	8.550	
				ND:			
6T	314	Major Bain	GymTek	Fin:	11.400	13.150	24.550
				D:	3.800	3.900	
				E:	7.600	9.250	
				ND:			
8	402	Dante Hays	Metropolitan	Fin:	11.900	12.300	24.200
				D:	3.700	3.700	
				E:	8.200	8.600	
				ND:			
9	414	Matthew Burgoyne	Mont Co Gym	Fin:	12.000	12.000	24.000
				D:	3.500	3.500	
				E:	8.500	8.500	
				ND:			
10	461	Hunter Dalisay	Prairie	Fin:	11.850	11.600	23.450
				D:	2.700	2.700	
				E:	9.150	8.900	
				ND:			
11	353	Dante Harmes	In The Zone	Fin:	11.450	11.850	23.300
				D:	3.700	3.700	
				E:	7.750	8.150	
				ND:			
12	116	Matthew Browne	ASG	Fin:	11.400	11.850	23.250
				D:	3.400	3.400	
				E:	8.000	8.450	
				ND:			

2018 Men's JO Nationals Finals

Event Results - Multi

May 12-13, 2018

#1 = 2018 Men's JO Nationals Finals: 100%

#2 = 2018 Men's JO Nationals: 100%



Place	Num	Name	Gym		#2	#1	Score
13T	608	Sean Shimizu	West Coast	Fin:	11.600	11.500	23.100
				D:	3.200	3.200	
				E:	8.400	8.300	
				ND:			
13T	616	Ajani Turner	World Xtreme	Fin:	11.400	11.700	23.100
				D:	3.500	3.500	
				E:	7.900	8.200	
				ND:			
15	417	Billy Champagne	NEAG	Fin:	11.250	11.700	22.950
				D:	2.700	2.700	
				E:	8.550	9.000	
				ND:			
16	455	Tyler Flowers	Park Avenue	Fin:	11.200	11.700	22.900
				D:	3.000	3.000	
				E:	8.200	8.700	
				ND:			
17	470	Ayush Basu	Premier West	Fin:	11.750	11.050	22.800
				D:	3.700	3.700	
				E:	8.050	7.350	
				ND:			
18	107	Max Kephart	5280 North	Fin:	11.200	11.550	22.750
				D:	3.200	3.200	
				E:	8.000	8.350	
				ND:			
19	423	Alex Vandendries	NEAG	Fin:	12.000	10.700	22.700
				D:	3.500	3.500	
				E:	8.500	7.200	
				ND:			
20	349	Jack Bono	IGA	Fin:	11.300	11.350	22.650
				D:	2.900	2.900	
				E:	8.400	8.450	
				ND:			
21T	258	Zachary Gilbaugh	Eyas	Fin:	10.750	11.850	22.600
				D:	3.600	3.200	
				E:	7.150	8.650	
				ND:			
21T	620	Derek Schlagenhauf	Xtreme Altitude	Fin:	11.250	11.350	22.600
				D:	3.000	3.000	
				E:	8.250	8.350	
				ND:			
23	609	Maxwell Taniguchi-King	West Coast	Fin:	10.300	12.250	22.550
				D:	3.700	4.000	
				E:	6.600	8.250	
				ND:			
24	626	Caden Spencer	Bozhi's	Fin:	11.900	10.600	22.500
				D:	3.200	3.200	
				E:	8.700	7.400	
				ND:			

2018 Men's JO Nationals Finals

Event Results - Multi

May 12-13, 2018

#1 = 2018 Men's JO Nationals Finals: 100%

#2 = 2018 Men's JO Nationals: 100%



Place	Num	Name	Gym		#2	#1	Score
25	109	Matthew Romalia	5280 South	Fin:	10.950	11.500	22.450
				D:	3.200	3.100	
				E:	7.750	8.400	
				ND:			
26	216	Marcel Aguirre	Cypress	Fin:	11.400	10.800	22.200
				D:	3.700	3.700	
				E:	7.700	7.100	
				ND:			
27	367	Korey Russell	La Fleurs Tampa	Fin:	10.900	11.150	22.050
				D:	2.600	2.600	
				E:	8.300	8.550	
				ND:			
28	222	Christopher Hiser	Daggett	Fin:	10.650	11.100	21.750
				D:	3.300	3.300	
				E:	7.350	7.800	
				ND:			
29	322	William Harrington	Gymnastics USA	Fin:	10.850	10.400	21.250
				D:	3.000	3.000	
				E:	7.850	7.400	
				ND:			
30	545	Donavyn Diaz	Surgent's Elite	Fin:	9.750	11.200	20.950
				D:	3.200	3.500	
				E:	6.550	7.700	
				ND:			
31	279	Logan Schmitt	Geist	Fin:	9.200	11.400	20.600
				D:	4.100	3.900	
				E:	5.100	7.500	
				ND:			
32	493	Blake Rodgers	Roswell	Fin:	10.900	9.600	20.500
				D:	2.900	2.900	
				E:	8.000	6.700	
				ND:			
33	255	Dylan Thomas	EnRich	Fin:	10.000	9.850	19.850
				D:	2.900	2.700	
				E:	7.100	7.150	
				ND:			
34T	407	Ari Bekker	Michigan Acad	Fin:	10.600	9.050	19.650
				D:	3.200	3.100	
				E:	7.400	5.950	
				ND:			
34T	172	Judah Wolfe	Blaze	Fin:	11.200	8.450	19.650
				D:	3.200	3.100	
				E:	8.000	5.350	
				ND:			
36	134	Jackson Harrison	Aim High	Fin:	9.550	8.450	18.000
				D:	3.000	2.900	
				E:	6.550	5.550	
				ND:			

2018 Men's JO Nationals Finals

Event Results - Multi

May 12-13, 2018

Page: 4

Printed: 5/12/2018 6:28 PM

Men / 10 / 15 yrs

Session: 8J,8S

#1 = 2018 Men's JO Nationals Finals: 100%

#2 = 2018 Men's JO Nationals: 100%



Place	Num	Name	Gym		#2	#1	Score
37	171	SR-Carter Cochardo	Blaze	Fin:	10.400	0.000	10.400
				D:	3.800	0.000	
				E:	6.600	0.000	
				ND:			
38	230	PB-Andrew Layman	Denali	Fin:	8.950	0.000	8.950
				D:	3.000	0.000	
				E:	5.950	0.000	
				ND:			
39	350	FX-Taso Callanan	IGA	Fin:	0.000	0.000	0.000
				D:	0.000	0.000	
				E:	0.000	0.000	
				ND:			

2018 Men's JO Nationals Finals

Event Results - Multi

May 12-13, 2018

Page: 1

Printed: 5/12/2018 6:28 PM

Men / 10 / 15 yrs

Session: 8J,8S

#1 = 2018 Men's JO Nationals Finals: 100%

#2 = 2018 Men's JO Nationals: 100%



Place	Num	Name	Gym		#2	#1	Score
1T	104	Kyler Hartley	5280 North	Fin:	12.100	13.700	25.800
				D:	4.200	4.500	
				E:	7.900	9.200	
				ND:			
1T	222	Christopher Hiser	Daggett	Fin:	12.750	13.050	25.800
				D:	4.200	4.200	
				E:	8.550	8.850	
				ND:			
3T	109	Matthew Romalia	5280 South	Fin:	12.750	12.650	25.400
				D:	3.900	3.900	
				E:	8.850	8.750	
				ND:			
3T	171	SR-Carter Cochardo	Blaze	Fin:	12.650	12.750	25.400
				D:	3.800	3.800	
				E:	8.850	8.950	
				ND:			
5	423	Alex Vandendries	NEAG	Fin:	12.350	12.800	25.150
				D:	3.500	3.600	
				E:	8.850	9.200	
				ND:			
6T	402	Dante Hays	Metropolitan	Fin:	12.500	12.600	25.100
				D:	4.000	4.000	
				E:	8.500	8.600	
				ND:			
6T	407	Ari Bekker	Michigan Acad	Fin:	12.300	12.800	25.100
				D:	4.000	4.000	
				E:	8.300	8.800	
				ND:			
8T	116	Matthew Browne	ASG	Fin:	12.400	12.500	24.900
				D:	4.200	4.200	
				E:	8.200	8.300	
				ND:			
8T	322	William Harrington	Gymnastics USA	Fin:	12.400	12.500	24.900
				D:	3.700	3.700	
				E:	8.700	8.800	
				ND:			
10	451	Ian Dinmore	Paragon	Fin:	12.350	12.500	24.850
				D:	3.700	3.700	
				E:	8.650	8.800	
				ND:			
11	544	Noah Dhaliwal	Surgent's Elite	Fin:	12.350	12.450	24.800
				D:	4.000	4.000	
				E:	8.350	8.450	
				ND:			
12	255	Dylan Thomas	EnRich	Fin:	12.500	12.200	24.700
				D:	4.300	4.100	
				E:	8.200	8.100	
				ND:			

2018 Men's JO Nationals Finals

Event Results - Multi

May 12-13, 2018

Page: 2

Printed: 5/12/2018 6:28 PM

Men / 10 / 15 yrs

Session: 8J,8S

#1 = 2018 Men's JO Nationals Finals: 100%

#2 = 2018 Men's JO Nationals: 100%



Place	Num	Name	Gym		#2	#1	Score
13	279	Logan Schmitt	Geist	Fin:	12.250	12.400	24.650
				D:	3.900	3.900	
				E:	8.350	8.500	
				ND:			
14	538	Mark Berlaga	Stanford Boys	Fin:	12.150	12.250	24.400
				D:	4.300	4.300	
				E:	7.850	7.950	
				ND:			
15	616	Ajani Turner	World Xtreme	Fin:	12.100	11.950	24.050
				D:	4.200	4.300	
				E:	7.900	7.650	
				ND:			
16	216	Marcel Aguirre	Cypress	Fin:	11.750	12.200	23.950
				D:	3.900	3.900	
				E:	7.850	8.300	
				ND:			
17	609	Maxwell Taniguchi-King	West Coast	Fin:	11.950	11.900	23.850
				D:	3.600	3.600	
				E:	8.350	8.300	
				ND:			
18	353	Dante Harmes	In The Zone	Fin:	11.300	12.400	23.700
				D:	4.200	4.200	
				E:	7.100	8.200	
				ND:			
19T	219	John Wendeborn	Cypress	Fin:	11.550	12.100	23.650
				D:	3.800	3.900	
				E:	7.750	8.200	
				ND:			
19T	134	Jackson Harrison	Aim High	Fin:	11.700	11.950	23.650
				D:	3.200	3.200	
				E:	8.500	9.050	
				ND:		-0.300	
19T	545	Donavyn Diaz	Surgent's Elite	Fin:	11.750	11.900	23.650
				D:	3.500	3.600	
				E:	8.250	8.600	
				ND:		-0.300	
22	493	Blake Rodgers	Roswell	Fin:	11.850	11.550	23.400
				D:	3.200	3.200	
				E:	8.650	8.650	
				ND:		-0.300	
23	314	Major Bain	GymTek	Fin:	11.400	11.850	23.250
				D:	3.000	3.300	
				E:	8.400	8.850	
				ND:		-0.300	
24T	188	Matthew Krall	CSC - Race	Fin:	11.100	12.050	23.150
				D:	3.800	3.800	
				E:	7.300	8.250	
				ND:			

2018 Men's JO Nationals Finals

Event Results - Multi

May 12-13, 2018

#1 = 2018 Men's JO Nationals Finals: 100%

#2 = 2018 Men's JO Nationals: 100%



Place	Num	Name	Gym		#2	#1	Score
24T	620	Derek Schlagenhaut	Xtreme Altitude	Fin:	11.350	11.800	23.150
				D:	3.400	3.400	
				E:	7.950	8.400	
				ND:			
26	417	Billy Champagne	NEAG	Fin:	11.550	11.550	23.100
				D:	3.200	3.200	
				E:	8.350	8.650	
				ND:		-0.300	
27	349	Jack Bono	IGA	Fin:	10.900	12.050	22.950
				D:	4.100	3.700	
				E:	6.800	8.350	
				ND:			
28	107	Max Kephart	5280 North	Fin:	11.450	11.400	22.850
				D:	3.600	3.800	
				E:	7.850	7.600	
				ND:			
29T	258	Zachary Gilbaugh	Eyas	Fin:	11.350	11.400	22.750
				D:	3.500	3.500	
				E:	7.850	8.200	
				ND:		-0.300	
29T	367	Korey Russell	La Fleurs Tampa	Fin:	11.300	11.450	22.750
				D:	3.300	3.400	
				E:	8.000	8.050	
				ND:			
29T	470	Ayush Basu	Premier West	Fin:	11.450	11.300	22.750
				D:	3.300	3.400	
				E:	8.150	7.900	
				ND:			
32	172	Judah Wolfe	Blaze	Fin:	11.200	11.200	22.400
				D:	3.500	3.600	
				E:	7.700	7.600	
				ND:			
33	626	Caden Spencer	Bozhi's	Fin:	10.850	11.500	22.350
				D:	3.000	3.000	
				E:	7.850	8.500	
				ND:			
34	608	Sean Shimizu	West Coast	Fin:	10.700	11.500	22.200
				D:	3.200	3.400	
				E:	7.500	8.100	
				ND:			
35	461	Hunter Dalisay	Prairie	Fin:	11.200	10.900	22.100
				D:	2.900	3.200	
				E:	8.300	7.700	
				ND:			
36	455	Tyler Flowers	Park Avenue	Fin:	10.800	11.100	21.900
				D:	2.800	2.800	
				E:	8.000	8.600	
				ND:		-0.300	

2018 Men's JO Nationals Finals

Event Results - Multi

May 12-13, 2018

Page: 4

Printed: 5/12/2018 6:28 PM

Men / 10 / 15 yrs

Session: 8J,8S

#1 = 2018 Men's JO Nationals Finals: 100%

#2 = 2018 Men's JO Nationals: 100%



Place	Num	Name	Gym		#2	#1	Score
37	414	Matthew Burgoyne	Mont Co Gym	Fin:	10.600	11.150	21.750
				D:	3.000	3.000	
				E:	7.600	8.150	
				ND:			
38	230	PB-Andrew Layman	Denali	Fin:	10.850	0.000	10.850
				D:	3.400	0.000	
				E:	7.450	0.000	
				ND:			
39	350	FX-Taso Callanan	IGA	Fin:	0.000	0.000	0.000
				D:	0.000	0.000	
				E:	0.000	0.000	
				ND:			

2018 Men's JO Nationals Finals

Event Results - Multi

May 12-13, 2018

Page: 1

Printed: 5/12/2018 6:28 PM

Men / 10 / 15 yrs

Session: 8J,8S

#1 = 2018 Men's JO Nationals Finals: 100%

#2 = 2018 Men's JO Nationals: 100%



Place	Num	Name	Gym		#2	#1	Score
1	626	Caden Spencer	Bozhi's	Fin:	13.900	13.950	27.850
				D:	4.200	4.200	
				E:	9.700	9.750	
				ND:			
2	134	Jackson Harrison	Aim High	Fin:	14.200	13.300	27.500
				D:	4.800	4.800	
				E:	9.400	8.500	
				ND:			
3	109	Matthew Romalia	5280 South	Fin:	13.750	13.700	27.450
				D:	4.200	4.200	
				E:	9.550	9.500	
				ND:			
4	538	Mark Berlaga	Stanford Boys	Fin:	13.700	13.450	27.150
				D:	4.200	4.000	
				E:	9.500	9.450	
				ND:			
5	349	Jack Bono	IGA	Fin:	13.600	13.450	27.050
				D:	4.200	4.100	
				E:	9.500	9.450	
				ND:	-0.100	-0.100	
6	322	William Harrington	Gymnastics USA	Fin:	13.450	13.500	26.950
				D:	4.200	4.300	
				E:	9.250	9.200	
				ND:			
7	258	Zachary Gilbaugh	Eyas	Fin:	13.500	13.400	26.900
				D:	4.000	4.000	
				E:	9.500	9.400	
				ND:			
8	609	Maxwell Taniguchi-King	West Coast	Fin:	13.400	13.400	26.800
				D:	4.000	4.000	
				E:	9.400	9.400	
				ND:			
9	314	Major Bain	GymTek	Fin:	13.250	13.500	26.750
				D:	4.000	4.000	
				E:	9.250	9.500	
				ND:			
10T	255	Dylan Thomas	EnRich	Fin:	13.450	13.250	26.700
				D:	4.000	4.000	
				E:	9.450	9.250	
				ND:			
10T	407	Ari Bekker	Michigan Acad	Fin:	13.450	13.250	26.700
				D:	4.200	4.000	
				E:	9.250	9.250	
				ND:			
12	188	Matthew Krall	CSC - Race	Fin:	13.650	12.950	26.600
				D:	4.200	4.000	
				E:	9.450	9.250	
				ND:		-0.300	

2018 Men's JO Nationals Finals

Event Results - Multi

May 12-13, 2018

#1 = 2018 Men's JO Nationals Finals: 100%

#2 = 2018 Men's JO Nationals: 100%



Place	Num	Name	Gym		#2	#1	Score
13	222	Christopher Hiser	Daggett	Fin:	13.100	13.400	26.500
				D:	4.000	4.000	
				E:	9.100	9.400	
				ND:			
14	104	Kyler Hartley	5280 North	Fin:	13.100	13.300	26.400
				D:	4.000	4.000	
				E:	9.100	9.300	
				ND:			
15T	107	Max Kephart	5280 North	Fin:	13.000	13.350	26.350
				D:	4.000	4.100	
				E:	9.000	9.250	
				ND:			
15T	116	Matthew Browne	ASG	Fin:	13.300	13.050	26.350
				D:	3.600	3.600	
				E:	9.700	9.450	
				ND:			
17	172	Judah Wolfe	Blaze	Fin:	13.100	13.150	26.250
				D:	4.000	4.000	
				E:	9.200	9.250	
				ND:	-0.100	-0.100	
18	620	Derek Schlagenhaut	Xtreme Altitude	Fin:	13.000	13.150	26.150
				D:	4.000	4.000	
				E:	9.000	9.150	
				ND:			
19	402	Dante Hays	Metropolitan	Fin:	12.900	12.800	25.700
				D:	3.200	3.200	
				E:	9.700	9.600	
				ND:			
20	219	John Wendeborn	Cypress	Fin:	12.450	13.200	25.650
				D:	4.000	4.000	
				E:	8.450	9.200	
				ND:			
21	353	Dante Harmes	In The Zone	Fin:	12.750	12.750	25.500
				D:	3.200	3.200	
				E:	9.550	9.550	
				ND:			
22	414	Matthew Burgoyne	Mont Co Gym	Fin:	12.200	13.200	25.400
				D:	3.600	3.600	
				E:	8.600	9.600	
				ND:			
23	423	Alex Vandendries	NEAG	Fin:	12.650	12.700	25.350
				D:	3.200	3.200	
				E:	9.450	9.500	
				ND:			
24	616	Ajani Turner	World Xtreme	Fin:	12.550	12.700	25.250
				D:	3.200	3.200	
				E:	9.350	9.500	
				ND:			

2018 Men's JO Nationals Finals

Event Results - Multi

May 12-13, 2018

#1 = 2018 Men's JO Nationals Finals: 100%

#2 = 2018 Men's JO Nationals: 100%



Place	Num	Name	Gym		#2	#1	Score
25	417	Billy Champagne	NEAG	Fin:	12.100	13.050	25.150
				D:	2.800	4.000	
				E:	9.300	9.050	
				ND:			
26	455	Tyler Flowers	Park Avenue	Fin:	13.650	11.100	24.750
				D:	4.000	4.000	
				E:	9.650	7.100	
				ND:			
27	451	Ian Dinmore	Paragon	Fin:	12.650	11.950	24.600
				D:	4.000	4.000	
				E:	8.650	7.950	
				ND:			
28	279	Logan Schmitt	Geist	Fin:	11.950	12.550	24.500
				D:	2.400	3.200	
				E:	9.550	9.350	
				ND:			
29	367	Korey Russell	La Fleurs Tampa	Fin:	12.250	12.200	24.450
				D:	2.800	2.800	
				E:	9.450	9.400	
				ND:			
30	216	Marcel Aguirre	Cypress	Fin:	12.150	12.100	24.250
				D:	2.800	2.800	
				E:	9.350	9.300	
				ND:			
31	493	Blake Rodgers	Roswell	Fin:	12.050	11.800	23.850
				D:	2.400	2.400	
				E:	9.650	9.400	
				ND:			
32	545	Donavyn Diaz	Surgent's Elite	Fin:	11.800	11.950	23.750
				D:	2.400	2.400	
				E:	9.400	9.550	
				ND:			
33	608	Sean Shimizu	West Coast	Fin:	11.850	11.750	23.600
				D:	2.400	2.400	
				E:	9.450	9.350	
				ND:			
34	461	Hunter Dalisay	Prairie	Fin:	11.600	11.900	23.500
				D:	2.400	2.400	
				E:	9.200	9.500	
				ND:			
35	544	Noah Dhaliwal	Surgent's Elite	Fin:	11.600	11.400	23.000
				D:	2.400	2.400	
				E:	9.200	9.000	
				ND:			
36	470	Ayush Basu	Premier West	Fin:	11.250	11.600	22.850
				D:	2.400	2.400	
				E:	9.150	9.300	
				ND:	-0.300	-0.100	

2018 Men's JO Nationals Finals

Event Results - Multi

May 12-13, 2018

Page: 4

Printed: 5/12/2018 6:28 PM

Men / 10 / 15 yrs

Session: 8J,8S

#1 = 2018 Men's JO Nationals Finals: 100%

#2 = 2018 Men's JO Nationals: 100%



Place	Num	Name	Gym		#2	#1	Score
37	171	SR-Carter Cochardo	Blaze	Fin:	13.350	0.000	13.350
				D:	4.000	0.000	
				E:	9.450	0.000	
				ND:	-0.100		
38	230	PB-Andrew Layman	Denali	Fin:	13.150	0.000	13.150
				D:	4.800	0.000	
				E:	8.350	0.000	
				ND:			
39	350	FX-Taso Callanan	IGA	Fin:	13.000	0.000	13.000
				D:	5.000	0.000	
				E:	8.300	0.000	
				ND:	-0.300		

2018 Men's JO Nationals Finals

Event Results - Multi

May 12-13, 2018

Page: 1

Printed: 5/12/2018 6:28 PM

Men / 10 / 15 yrs

Session: 8J,8S

#1 = 2018 Men's JO Nationals Finals: 100%

#2 = 2018 Men's JO Nationals: 100%



Place	Num	Name	Gym		#2	#1	Score
1	402	Dante Hays	Metropolitan	Fin:	13.150	13.500	26.650
				D:	3.500	3.500	
				E:	9.650	10.000	
				ND:			
2	109	Matthew Romalia	5280 South	Fin:	12.800	13.200	26.000
				D:	3.400	3.400	
				E:	9.400	9.800	
				ND:			
3	545	Donavyn Diaz	Surgent's Elite	Fin:	12.850	12.950	25.800
				D:	3.400	3.500	
				E:	9.450	9.450	
				ND:			
4	230	PB-Andrew Layman	Denali	Fin:	12.600	12.900	25.500
				D:	3.600	3.700	
				E:	9.000	9.200	
				ND:			
5	620	Derek Schlagenhaut	Xtreme Altitude	Fin:	12.350	12.950	25.300
				D:	3.500	3.600	
				E:	8.850	9.350	
				ND:			
6T	609	Maxwell Taniguchi-King	West Coast	Fin:	12.300	12.800	25.100
				D:	3.700	3.700	
				E:	8.600	9.100	
				ND:			
6T	423	Alex Vandendries	NEAG	Fin:	12.450	12.650	25.100
				D:	3.800	3.800	
				E:	8.650	8.850	
				ND:			
8	470	Ayush Basu	Premier West	Fin:	12.100	12.900	25.000
				D:	3.200	3.300	
				E:	8.900	9.600	
				ND:			
9T	258	Zachary Gilbaugh	Eyas	Fin:	12.450	12.450	24.900
				D:	3.400	3.400	
				E:	9.050	9.050	
				ND:			
9T	608	Sean Shimizu	West Coast	Fin:	12.400	12.500	24.900
				D:	3.500	3.500	
				E:	8.900	9.000	
				ND:			
11	279	Logan Schmitt	Geist	Fin:	12.450	12.400	24.850
				D:	4.000	4.000	
				E:	8.450	8.400	
				ND:			
12T	255	Dylan Thomas	EnRich	Fin:	12.300	12.500	24.800
				D:	3.500	3.500	
				E:	8.800	9.000	
				ND:			

2018 Men's JO Nationals Finals

Event Results - Multi

May 12-13, 2018

#1 = 2018 Men's JO Nationals Finals: 100%

#2 = 2018 Men's JO Nationals: 100%



Place	Num	Name	Gym		#2	#1	Score
12T	219	John Wendeborn	Cypress	Fin:	12.400	12.400	24.800
				D:	3.500	3.500	
				E:	8.900	8.900	
				ND:			
14	414	Matthew Burgoyne	Mont Co Gym	Fin:	12.150	12.600	24.750
				D:	3.600	3.600	
				E:	8.550	9.000	
				ND:			
15	107	Max Kephart	5280 North	Fin:	12.400	12.300	24.700
				D:	3.700	3.700	
				E:	8.700	8.600	
				ND:			
16	407	Ari Bekker	Michigan Acad	Fin:	12.200	12.450	24.650
				D:	3.800	3.800	
				E:	8.400	8.650	
				ND:			
17	616	Ajani Turner	World Xtreme	Fin:	12.400	12.200	24.600
				D:	3.400	3.400	
				E:	9.000	8.800	
				ND:			
18T	116	Matthew Browne	ASG	Fin:	11.850	12.650	24.500
				D:	3.300	3.400	
				E:	8.550	9.250	
				ND:			
18T	349	Jack Bono	IGA	Fin:	11.900	12.600	24.500
				D:	3.600	3.600	
				E:	8.300	9.000	
				ND:			
20T	493	Blake Rodgers	Roswell	Fin:	12.600	11.750	24.350
				D:	3.200	3.100	
				E:	9.400	8.650	
				ND:			
20T	314	Major Bain	GymTek	Fin:	12.400	11.950	24.350
				D:	3.300	3.600	
				E:	9.100	8.350	
				ND:			
22	322	William Harrington	Gymnastics USA	Fin:	12.000	12.050	24.050
				D:	3.300	3.300	
				E:	8.700	8.750	
				ND:			
23	538	Mark Berlaga	Stanford Boys	Fin:	10.950	13.050	24.000
				D:	3.900	3.700	
				E:	7.050	9.350	
				ND:			
24	353	Dante Harmes	In The Zone	Fin:	11.450	12.450	23.900
				D:	3.600	3.600	
				E:	7.850	8.850	
				ND:			

2018 Men's JO Nationals Finals

Event Results - Multi

May 12-13, 2018

#1 = 2018 Men's JO Nationals Finals: 100%

#2 = 2018 Men's JO Nationals: 100%



Place	Num	Name	Gym		#2	#1	Score
25	455	Tyler Flowers	Park Avenue	Fin:	11.900	11.950	23.850
				D:	3.300	3.300	
				E:	8.600	8.650	
				ND:			
26	417	Billy Champagne	NEAG	Fin:	11.900	11.900	23.800
				D:	3.500	3.500	
				E:	8.400	8.400	
				ND:			
27T	104	Kyler Hartley	5280 North	Fin:	11.500	12.250	23.750
				D:	3.500	3.500	
				E:	8.000	8.750	
				ND:			
27T	222	Christopher Hiser	Daggett	Fin:	11.350	12.400	23.750
				D:	3.500	3.500	
				E:	7.850	8.900	
				ND:			
29	367	Korey Russell	La Fleurs Tampa	Fin:	12.000	11.650	23.650
				D:	3.200	3.200	
				E:	8.800	8.450	
				ND:			
30	172	Judah Wolfe	Blaze	Fin:	11.450	12.100	23.550
				D:	3.400	3.400	
				E:	8.050	8.700	
				ND:			
31	134	Jackson Harrison	Aim High	Fin:	11.750	11.750	23.500
				D:	3.400	3.400	
				E:	8.350	8.350	
				ND:			
32T	461	Hunter Dalisay	Prairie	Fin:	11.600	11.650	23.250
				D:	3.300	3.200	
				E:	8.300	8.450	
				ND:			
32T	544	Noah Dhaliwal	Surgent's Elite	Fin:	11.100	12.150	23.250
				D:	3.400	3.400	
				E:	7.700	8.750	
				ND:			
34T	451	Ian Dinmore	Paragon	Fin:	10.850	12.350	23.200
				D:	3.700	3.500	
				E:	7.150	8.850	
				ND:			
34T	626	Caden Spencer	Bozhi's	Fin:	12.100	11.100	23.200
				D:	4.000	4.000	
				E:	8.100	7.100	
				ND:			
36	188	Matthew Krall	CSC - Race	Fin:	11.650	11.350	23.000
				D:	3.900	3.600	
				E:	7.750	7.750	
				ND:			

2018 Men's JO Nationals Finals

Event Results - Multi

May 12-13, 2018

Page: 4

Printed: 5/12/2018 6:28 PM

Men / 10 / 15 yrs

Session: 8J,8S

#1 = 2018 Men's JO Nationals Finals: 100%

#2 = 2018 Men's JO Nationals: 100%



Place	Num	Name	Gym		#2	#1	Score
37	216	Marcel Aguirre	Cypress	Fin:	11.200	11.100	22.300
				D:	2.600	2.600	
				E:	8.600	8.500	
				ND:			
38	171	SR-Carter Cochardo	Blaze	Fin:	10.700	0.000	10.700
				D:	3.600	0.000	
				E:	7.100	0.000	
				ND:			
39	350	FX-Taso Callanan	IGA	Fin:	0.000	0.000	0.000
				D:	0.000	0.000	
				E:	0.000	0.000	
				ND:			

2018 Men's JO Nationals Finals

Event Results - Multi

May 12-13, 2018

Page: 1

Printed: 5/12/2018 6:28 PM

Men / 10 / 15 yrs

Session: 8J,8S

#1 = 2018 Men's JO Nationals Finals: 100%

#2 = 2018 Men's JO Nationals: 100%



Place	Num	Name	Gym		#2	#1	Score
1	349	Jack Bono	IGA	Fin:	12.300	13.100	25.400
				D:	4.000	4.100	
				E:	8.300	9.000	
				ND:			
2	608	Sean Shimizu	West Coast	Fin:	12.550	12.350	24.900
				D:	3.400	3.400	
				E:	9.150	8.950	
				ND:			
3	402	Dante Hays	Metropolitan	Fin:	12.250	12.450	24.700
				D:	2.800	2.800	
				E:	9.450	9.650	
				ND:			
4	322	William Harrington	Gymnastics USA	Fin:	12.300	12.350	24.650
				D:	3.500	3.600	
				E:	8.800	8.750	
				ND:			
5T	407	Ari Bekker	Michigan Acad	Fin:	12.350	12.250	24.600
				D:	3.600	3.600	
				E:	8.750	8.650	
				ND:			
5T	414	Matthew Burgoyne	Mont Co Gym	Fin:	12.500	12.100	24.600
				D:	3.300	3.200	
				E:	9.200	8.900	
				ND:			
7T	423	Alex Vandendries	NEAG	Fin:	11.950	12.600	24.550
				D:	3.600	3.500	
				E:	8.350	9.100	
				ND:			
7T	616	Ajani Turner	World Xtreme	Fin:	12.900	11.650	24.550
				D:	3.700	3.400	
				E:	9.200	8.250	
				ND:			
9T	451	Ian Dinmore	Paragon	Fin:	12.300	12.100	24.400
				D:	3.200	3.200	
				E:	9.100	8.900	
				ND:			
9T	134	Jackson Harrison	Aim High	Fin:	12.150	12.250	24.400
				D:	3.400	3.400	
				E:	8.750	8.850	
				ND:			
11	116	Matthew Browne	ASG	Fin:	13.100	11.250	24.350
				D:	3.400	3.300	
				E:	9.700	7.950	
				ND:			
12T	417	Billy Champagne	NEAG	Fin:	12.450	11.850	24.300
				D:	3.200	3.200	
				E:	9.250	8.650	
				ND:			

2018 Men's JO Nationals Finals

Event Results - Multi

May 12-13, 2018

#1 = 2018 Men's JO Nationals Finals: 100%

#2 = 2018 Men's JO Nationals: 100%



Place	Num	Name	Gym		#2	#1	Score
12T	626	Caden Spencer	Bozhi's	Fin:	12.550	11.750	24.300
				D:	3.900	3.900	
				E:	8.650	7.850	
				ND:			
14	109	Matthew Romalia	5280 South	Fin:	11.950	12.300	24.250
				D:	3.200	3.200	
				E:	8.750	9.100	
				ND:			
15	255	Dylan Thomas	EnRich	Fin:	12.050	12.150	24.200
				D:	3.600	3.600	
				E:	8.450	8.550	
				ND:			
16	353	Dante Harmes	In The Zone	Fin:	11.800	12.350	24.150
				D:	2.500	3.000	
				E:	9.300	9.350	
				ND:			
17T	279	Logan Schmitt	Geist	Fin:	12.100	12.000	24.100
				D:	3.300	3.300	
				E:	8.800	8.700	
				ND:			
17T	470	Ayush Basu	Premier West	Fin:	12.400	11.700	24.100
				D:	3.100	3.000	
				E:	9.300	8.700	
				ND:			
19	172	Judah Wolfe	Blaze	Fin:	12.150	11.700	23.850
				D:	2.900	2.900	
				E:	9.250	8.800	
				ND:			
20	188	Matthew Krall	CSC - Race	Fin:	11.400	12.400	23.800
				D:	3.400	3.400	
				E:	8.000	9.000	
				ND:			
21	455	Tyler Flowers	Park Avenue	Fin:	11.750	11.950	23.700
				D:	2.900	3.200	
				E:	8.850	8.750	
				ND:			
22T	219	John Wendeborn	Cypress	Fin:	11.850	11.800	23.650
				D:	2.900	2.900	
				E:	8.950	8.900	
				ND:			
22T	222	Christopher Hiser	Daggett	Fin:	11.450	12.200	23.650
				D:	3.400	3.400	
				E:	8.050	8.800	
				ND:			
24	538	Mark Berlaga	Stanford Boys	Fin:	11.600	12.000	23.600
				D:	2.900	3.100	
				E:	8.700	8.900	
				ND:			

2018 Men's JO Nationals Finals

Event Results - Multi

May 12-13, 2018

#1 = 2018 Men's JO Nationals Finals: 100%

#2 = 2018 Men's JO Nationals: 100%



Place	Num	Name	Gym		#2	#1	Score
25	461	Hunter Dalisay	Prairie	Fin:	11.850	11.700	23.550
				D:	2.900	2.900	
				E:	8.950	8.800	
				ND:			
26	367	Korey Russell	La Fleurs Tampa	Fin:	11.250	12.250	23.500
				D:	3.700	3.700	
				E:	7.550	8.550	
				ND:			
27	104	Kyler Hartley	5280 North	Fin:	11.700	11.550	23.250
				D:	3.500	3.400	
				E:	8.200	8.150	
				ND:			
28	107	Max Kephart	5280 North	Fin:	11.700	11.500	23.200
				D:	2.900	2.900	
				E:	8.800	8.600	
				ND:			
29	314	Major Bain	GymTek	Fin:	11.050	12.100	23.150
				D:	3.300	3.300	
				E:	7.750	8.800	
				ND:			
30	609	Maxwell Taniguchi-King	West Coast	Fin:	11.400	11.700	23.100
				D:	2.600	2.600	
				E:	8.800	9.100	
				ND:			
31	545	Donavyn Diaz	Surgent's Elite	Fin:	11.750	11.300	23.050
				D:	3.300	3.300	
				E:	8.450	8.000	
				ND:			
32	258	Zachary Gilbaugh	Eyas	Fin:	11.600	11.300	22.900
				D:	2.300	2.300	
				E:	9.300	9.000	
				ND:			
33	493	Blake Rodgers	Roswell	Fin:	11.300	11.350	22.650
				D:	3.000	3.300	
				E:	8.300	8.050	
				ND:			
34	620	Derek Schlagenhauf	Xtreme Altitude	Fin:	10.550	11.750	22.300
				D:	3.400	3.100	
				E:	7.150	8.650	
				ND:			
35	544	Noah Dhaliwal	Surgent's Elite	Fin:	10.700	10.950	21.650
				D:	3.000	3.300	
				E:	7.700	7.650	
				ND:			
36	216	Marcel Aguirre	Cypress	Fin:	10.600	10.650	21.250
				D:	2.200	2.200	
				E:	8.400	8.450	
				ND:			

2018 Men's JO Nationals Finals

Event Results - Multi

May 12-13, 2018

Page: 4

Printed: 5/12/2018 6:28 PM

Men / 10 / 15 yrs

Session: 8J,8S

#1 = 2018 Men's JO Nationals Finals: 100%

#2 = 2018 Men's JO Nationals: 100%



Place	Num	Name	Gym		#2	#1	Score
37	171	SR-Carter Cochardo	Blaze	Fin:	11.550	0.000	11.550
				D:	3.400	0.000	
				E:	8.150	0.000	
				ND:			
38	230	PB-Andrew Layman	Denali	Fin:	11.450	0.000	11.450
				D:	2.300	0.000	
				E:	9.150	0.000	
				ND:			
39	350	FX-Taso Callanan	IGA	Fin:	0.000	0.000	0.000
				D:	0.000	0.000	
				E:	0.000	0.000	
				ND:			

2018 Men's JO Nationals Finals

Event Results - Multi

May 12-13, 2018

#1 = 2018 Men's JO Nationals Finals: 100%

#2 = 2018 Men's JO Nationals: 100%

AA

Place	Num	Name	Gym	#2	#1	Score
1	402	Dante Hays	Metropolitan	75.700	76.400	152.100
2	109	Matthew Romalia	5280 South	75.150	75.900	151.050
3	538	Mark Berlaga	Stanford Boys	72.950	76.200	149.150
4	104	Kyler Hartley	5280 North	73.100	75.250	148.350
5T	349	Jack Bono	IGA	72.700	75.550	148.250
5T	451	Ian Dinmore	Paragon	74.050	74.200	148.250
7	188	Matthew Krall	CSC - Race	72.600	75.050	147.650
8	314	Major Bain	GymTek	71.900	75.650	147.550
9	423	Alex Vandendries	NEAG	74.000	73.400	147.400
10T	222	Christopher Hiser	Daggett	72.050	75.000	147.050
10T	322	William Harrington	Gymnastics USA	73.650	73.400	147.050
12	219	John Wendeborn	Cypress	72.800	74.050	146.850
13	116	Matthew Browne	ASG	73.750	72.900	146.650
14	609	Maxwell Taniguchi-King	West Coast	71.800	74.800	146.600
15	616	Ajani Turner	World Xtreme	73.900	72.600	146.500
16	258	Zachary Gilbaugh	Eyas	72.550	73.700	146.250
17	255	Dylan Thomas	EnRich	73.200	72.950	146.150
18	626	Caden Spencer	Bozhi's	74.200	71.850	146.050
19	608	Sean Shimizu	West Coast	72.600	73.350	145.950
20	620	Derek Schlagenhauf	Xtreme Altitude	71.400	74.300	145.700
21	353	Dante Harmes	In The Zone	71.150	74.500	145.650
22	407	Ari Bekker	Michigan Acad	72.750	72.850	145.600
23	414	Matthew Burgoyne	Mont Co Gym	72.000	73.150	145.150
24	279	Logan Schmitt	Geist	70.400	74.150	144.550
25	417	Billy Champagne	NEAG	71.800	72.500	144.300
26	107	Max Kephart	5280 North	71.950	71.850	143.800
27	470	Ayush Basu	Premier West	71.850	70.850	142.700
28	172	Judah Wolfe	Blaze	72.300	69.500	141.800
29	545	Donavyn Diaz	Surgent's Elite	69.950	71.800	141.750
30	134	Jackson Harrison	Aim High	71.000	70.600	141.600
31	367	Korey Russell	La Fleurs Tampa	69.950	70.950	140.900
32	455	Tyler Flowers	Park Avenue	70.850	69.900	140.750
33	544	Noah Dhaliwal	Surgent's Elite	70.100	70.350	140.450
34	461	Hunter Dalisay	Prairie	70.500	69.300	139.800
35	493	Blake Rodgers	Roswell	71.200	67.950	139.150
36	216	Marcel Aguirre	Cypress	69.900	69.200	139.100
37	230	PB-Andrew Layman	Denali	69.300	12.900	82.200
38	171	SR-Carter Cochardo	Blaze	69.300	12.750	82.050
39	350	FX-Taso Callanan	IGA	26.550	13.800	40.350