

2017 Winter Cup Prelims

Meet Results







Feb 16, 2017

Page: 1
Printed: 2/16/2017 8:55 PM

Men / SR

Session: 2







Judge's Signatures

Rank	Num	Name	Gym							AA
1	27	Akash Modi	Stanford	Diff: 5.900	5.600	5.800	5.200	6.100	6.000	
				Exec: 8.650	8.300	8.300	9.400	8.750	8.400	
				ND: .	.	.	-0.100	.	.	
				Final: 14.550	13.900	14.100	14.500	14.850	14.400	86.300
				Place: 3	8	7	8T	1	2	1
2T	4	Yul Moldauer	Univ Oklahoma	Diff: 5.800	5.300	5.700	5.200	6.000	5.300	
				Exec: 9.050	7.450	9.400	9.650	8.300	7.700	
				ND:	
				Final: 14.850	12.750	15.100	14.850	14.300	13.000	84.850
				Place: 2	17T	1	2	2	13T	2T
2T	30	Allan Bower	Univ Oklahoma	Diff: 5.400	6.100	5.600	5.200	5.600	5.200	
				Exec: 8.850	8.350	8.850	9.350	8.200	8.150	
				ND:	
				Final: 14.250	14.450	14.450	14.550	13.800	13.350	84.850
				Place: 5T	5	5	7	6	10	2T
4	29	Donnell Whittenburg	U.S.O.T.C.	Diff: 5.900	5.500	6.100	5.200	6.500	5.900	
				Exec: 8.500	8.350	8.700	8.300	7.500	7.850	
				ND: .	.	.	-0.100	.	.	
				Final: 14.400	13.850	14.800	13.400	14.000	13.750	84.200
				Place: 4	9	2T	25	3T	4T	4
5	3	Donothan Bailey	U.S.O.T.C.	Diff: 5.700	6.000	5.600	5.200	5.600	5.400	
				Exec: 7.300	8.550	8.400	9.000	8.300	8.500	
				ND:	
				Final: 13.000	14.550	14.000	14.200	13.900	13.900	83.550
				Place: 23	3	9	11*	5	3	5
6	18	Robert Neff	Stanford	Diff: 5.400	5.400	4.900	4.800	5.000	5.600	
				Exec: 8.600	8.400	8.550	9.100	8.550	8.150	
				ND:	
				Final: 14.000	13.800	13.450	13.900	13.550	13.750	82.450
				Place: 8	10	17	16	8	4T	6
7	46	Timothy Wang	Air Force	Diff: 5.400	5.400	5.700	5.200	5.500	4.700	
				Exec: 7.850	8.800	8.100	9.200	8.250	7.250	
				ND: -0.300	
				Final: 12.950	14.200	13.800	14.400	13.750	11.950	81.050
				Place: 24	6	11T	10	7	28T	7
8	36	Kanji Oyama	Univ Oklahoma	Diff: 5.700	4.700	5.400	5.200	5.500	4.900	
				Exec: 7.950	8.150	7.850	9.450	7.800	8.100	
				ND:	
				Final: 13.650	12.850	13.250	14.650	13.300	13.000	80.700
				Place: 15	16	19T	5T	11	13T	8
9	9	Grant Breckenridge	Stanford	Diff: 5.100	4.500	4.600	4.800	5.200	5.600	
				Exec: 8.650	8.500	8.400	9.300	7.600	7.950	
				ND:	
				Final: 13.750	13.000	13.000	14.100	12.800	13.550	80.200
				Place: 12T	14	24T	14	21	7T	9
10	20	Shane Wiskus	MHG	Diff: 5.600	5.000	4.700	5.200	5.400	4.600	
				Exec: 8.350	7.950	9.100	9.300	8.100	6.850	
				ND:	
				Final: 13.950	12.950	13.800	14.500	13.500	11.450	80.150
				Place: 9T	15	11T	8T	9	33	10

2017 Winter Cup Prelims

Meet Results







Feb 16, 2017

Rank	Num	Name	Gym							AA
11	14	Trevor Howard	Penn State	Diff: 5.800	4.300	5.900	5.200	5.400	5.100	
				Exec: 8.150	7.800	8.050	8.800	7.150	8.450	
				ND: -0.200						
				Final: 13.750	12.100	13.950	14.000	12.550	13.550	79.900
				Place: 12T	27	10	15	24T	7T	11
12	33	Colin VanWicklen	Univ Oklahoma	Diff: 5.400	4.300	4.800	5.600	5.300	5.000	
				Exec: 8.550	7.950	8.800	8.100	7.550	8.250	
				ND: _____			-0.100			
				Final: 13.950	12.250	13.600	13.600	12.850	13.250	79.500
				Place: 9T	25	14	21	20	11T	12
13	1	Emyre Cole	Univ Michigan	Diff: 5.600	4.600	4.400	5.200	4.900	4.900	
				Exec: 6.750	8.150	8.850	9.500	8.100	7.950	
				ND: -0.300						
				Final: 12.050	12.750	13.250	14.700	13.000	12.850	78.600
				Place: 30	17T	19T	3*	17	15	13
14	6	Levi Anderson	Univ Oklahoma	Diff: 5.400	4.500	5.000	5.600	5.100	5.700	
				Exec: 7.200	7.650	8.550	7.550	8.100	7.900	
				ND: _____						
				Final: 12.600	12.150	13.550	13.150	13.200	13.600	78.250
				Place: 26	26	15	27T	12T	6	14
15	43	Andrew Botto	Univ Iowa	Diff: 4.800	4.100	5.200	5.200	4.900	5.000	
				Exec: 8.900	6.900	8.850	9.000	8.250	7.100	
				ND: _____						
				Final: 13.700	11.000	14.050	14.200	13.150	12.100	78.200
				Place: 14	33	8	11*	14	24T	15
16	19	Favian Valdez	Penn State	Diff: 5.100	4.900	4.200	4.800	4.800	4.400	
				Exec: 8.150	7.850	8.850	8.700	8.150	7.550	
				ND: -0.100						
				Final: 13.150	12.750	13.050	13.500	12.950	11.950	77.350
				Place: 21T	17T	23	22T	18T	28T	16
17	81	Brody Malone	Cartersville Twister	Diff: 4.500	3.600	4.100	4.800	4.900	4.400	
				Exec: 8.650	8.900	8.850	8.650	6.650	7.950	
				ND: _____			-0.300			
				Final: 13.150	12.500	12.950	13.150	11.550	12.350	75.650
				Place: 21T	22T	26	27T	30	22	17
18	57	Vitaliy Guimaraes	5280 Gymnastics	Diff: 5.000	4.600	4.400	4.800	3.900	4.900	
				Exec: 8.400	6.850	8.600	9.100	7.400	7.750	
				ND: _____			-0.100			
				Final: 13.400	11.450	13.000	13.800	11.300	12.650	75.600
				Place: 18	31	24T	17*	33	20	18
19	89	Julian Brutchin-Roose	Gymnastics Olympica	Diff: 4.700	3.600	4.300	4.800	4.300	4.300	
				Exec: 8.000	7.950	8.300	8.850	8.250	7.550	
				ND: _____						
				Final: 12.700	11.550	12.600	13.650	12.550	11.850	74.900
				Place: 25	30	28	19*	24T	30	19
20	39	Joseph Peters	Univ Illinois	Diff: 5.200	4.700	4.900	4.800	4.900	4.300	
				Exec: 8.400	7.900	7.500	8.800	6.500	6.400	
				ND: _____			-0.100			
				Final: 13.600	12.600	12.400	13.500	11.400	10.700	74.200
				Place: 16T	21	31T	22T	32	35T	20

2017 Winter Cup Prelims

Meet Results







Feb 16, 2017

Rank	Num	Name	Gym							AA
21	60	Alexei Vernyi	Cypress Academy	Diff: 5.500	4.900	4.000	5.200	4.700	4.700	
				Exec: 7.000	5.300	8.100	9.000	7.650	7.400	
				ND:						
				Final: 12.500	10.200	12.100	14.200	12.350	12.100	73.450
				Place: 27	34	35	11*	27	24T	21
22	85	David Willett	High Point	Diff: 4.500	4.100	4.500	4.000	4.000	3.600	
				Exec: 7.900	7.700	7.900	9.050	7.450	7.550	
				ND:						
				Final: 12.400	11.800	12.400	13.050	11.450	11.150	72.250
				Place: 28	29	31T	29	31	34	22
23	92	Travis Wong	Universal Gym	Diff: 4.000	4.100	4.100	4.000	4.400	3.900	
				Exec: 6.150	8.200	8.650	8.700	6.400	8.200	
				ND: -0.300						
				Final: 9.850	12.300	12.750	12.700	10.800	12.100	70.500
				Place: 33	24	27	30	36	24T	23
24	13	Eddie Penev	U.S.O.T.C.	Diff: 6.300	4.700	0.000	5.400	5.200	5.400	
				Exec: 8.600	8.400	0.000	9.250	8.200	6.200	
				ND:						
				Final: 14.900	13.100	0.000	14.650	13.400	11.600	67.650
				Place: 1	13	37*	5T	10	32	24
25	44	Anthony McCallum II	Univ Michigan	Diff: 5.300	5.000	3.900	5.600	5.100	0.000	
				Exec: 8.400	7.700	8.550	9.300	7.850	0.000	
				ND: -0.100						
				Final: 13.600	12.700	12.450	14.900	12.950	0.000	66.600
				Place: 16T	20	30	1	18T	38*	25
26	10	Dmitri Belanovski	Univ Michigan	Diff: 4.900	0.000	5.100	4.800	5.300	5.100	
				Exec: 8.350	0.000	8.100	8.600	7.300	7.700	
				ND:			-0.100			
				Final: 13.250	0.000	13.200	13.300	12.600	12.800	65.150
				Place: 20	36*	21	26	23	16T	26
27	7	Connor Lewis	Stanford	Diff: 4.900	0.000	4.300	4.800	4.700	4.000	
				Exec: 8.450	0.000	8.100	8.850	8.350	8.050	
				ND:						
				Final: 13.350	0.000	12.400	13.650	13.050	12.050	64.500
				Place: 19	36*	31T	19*	16	27	27
28	45	Cecilio Garcia	SoCal United	Diff: 3.800	3.000	2.900	3.200	3.500	2.800	
				Exec: 7.500	6.500	6.400	8.950	7.350	7.900	
				ND: -0.100						
				Final: 11.200	9.500	9.300	12.150	10.850	10.700	63.700
				Place: 31	35	36	31	35	35T	28
29	49	Sean Melton	Ohio State	Diff: 5.800	0.000	5.500	0.000	5.300	5.000	
				Exec: 8.350	0.000	9.250	0.000	8.700	8.500	
				ND:						
				Final: 14.150	0.000	14.750	0.000	14.000	13.500	56.400
				Place: 7	36*	4	32*	3T	9	29
30	28	Marvin Kimble	U.S.O.T.C.	Diff: 5.200	6.500	5.600	0.000	3.100	5.200	
				Exec: 6.150	6.000	7.550	0.000	7.000	7.600	
				ND: -0.300				-4.000		
				Final: 11.050	12.500	13.150	0.000	6.100	12.800	55.600
				Place: 32	22T	22	32*	37	16T	30

2017 Winter Cup Prelims

Meet Results

Feb 16, 2017

Rank	Num	Name	Gym							AA
31	42	Alex Diab	Univ Illinois	Diff: 5.700	0.000	5.200	4.800	0.000	4.700	
				Exec: 8.200	0.000	7.350	9.100	0.000	8.000	
				ND: _____	_____	_____	-0.100	_____	_____	
				Final: 13.900	0.000	12.550	13.800	0.000	12.700	52.950
				Place: 11	36*	29	17*	38*	19	31
32	26	Leroy Clarke	Penn State	Diff: 0.000	5.700	5.300	0.000	5.200	5.100	
				Exec: 0.000	8.250	8.350	0.000	6.850	8.150	
				ND: _____	_____	_____	_____	_____	_____	
				Final: 0.000	13.950	13.650	0.000	12.050	13.250	52.900
				Place: 34*	7	13	32*	29	11T	32
33	8	Nicholas Merryman	Univ Iowa	Diff: 0.000	4.800	4.400	0.000	4.300	4.500	
				Exec: 0.000	8.700	9.000	0.000	8.200	7.650	
				ND: _____	_____	_____	_____	_____	_____	
				Final: 0.000	13.500	13.400	0.000	12.500	12.150	51.550
				Place: 34*	11	18	32*	26	23	33
34	38	Tristan Duran	Univ Minnesota	Diff: 0.000	4.700	4.600	0.000	5.300	5.400	
				Exec: 0.000	7.250	8.900	0.000	7.800	5.250	
				ND: _____	_____	_____	_____	_____	_____	
				Final: 0.000	11.950	13.500	0.000	13.100	10.650	49.200
				Place: 34*	28	16	32*	15	37	34
35	72	Parker Clayton	DeVeau's School	Diff: 0.000	4.200	4.400	0.000	3.800	3.200	
				Exec: 0.000	6.950	7.900	0.000	7.350	8.550	
				ND: _____	_____	_____	_____	_____	_____	
				Final: 0.000	11.150	12.300	0.000	11.150	11.750	46.350
				Place: 34*	32	34	32*	34	31	35
36	66	Alec Yoder	Ohio State	Diff: 0.000	6.100	0.000	5.200	5.000	0.000	
				Exec: 0.000	8.800	0.000	8.400	8.200	0.000	
				ND: _____	_____	_____	-0.100	_____	_____	
				Final: 0.000	14.900	0.000	13.500	13.200	0.000	41.600
				Place: 34*	1	37*	22T	12T	38*	36
37	11	Drew Moling	Ohio State	Diff: 0.000	0.000	5.800	0.000	5.100	5.100	
				Exec: 0.000	0.000	8.550	0.000	7.550	7.650	
				ND: _____	_____	_____	_____	_____	_____	
				Final: 0.000	0.000	14.350	0.000	12.650	12.750	39.750
				Place: 34*	36*	6	32*	22	18	37
38	88	John Chou	Cypress Academy	Diff: 0.000	4.900	0.000	0.000	4.400	3.800	
				Exec: 0.000	8.500	0.000	0.000	7.850	8.600	
				ND: _____	_____	_____	_____	_____	_____	
				Final: 0.000	13.400	0.000	0.000	12.250	12.400	38.050
				Place: 34*	12	37*	32*	28	21	38
39	17	Alexander Naddour	USA Youth Fitness	Diff: 0.000	6.400	5.900	0.000	0.000	0.000	
				Exec: 0.000	8.400	8.900	0.000	0.000	0.000	
				ND: _____	_____	_____	_____	_____	_____	
				Final: 0.000	14.800	14.800	0.000	0.000	0.000	29.600
				Place: 34*	2	2T	32*	38*	38*	39
40	50	Steven Legendre	Univ Oklahoma	Diff: 6.300	0.000	0.000	5.200	0.000	0.000	
				Exec: 7.950	0.000	0.000	9.500	0.000	0.000	
				ND: _____	_____	_____	_____	_____	_____	
				Final: 14.250	0.000	0.000	14.700	0.000	0.000	28.950
				Place: 5T	36*	37*	3*	38*	38*	40







2017 Winter Cup Prelims

Meet Results

Feb 16, 2017

Page: 5
Printed: 2/16/2017 8:55 PM

Men / SR
Session: 2

Rank	Num	Name	Gym							AA
41	16	Christopher Brooks	U.S.O.T.C.	Diff: 0.000	0.000	0.000	0.000	0.000	6.200	
				Exec: 0.000	0.000	0.000	0.000	0.000	8.750	
				ND:						
				Final: 0.000	0.000	0.000	0.000	0.000	14.950	14.950
				Place: 34*	36*	37*	32*	38*	1	41
42	47	Ellis Mannon	Univ Minnesota	Diff: 0.000	5.900	0.000	0.000	0.000	0.000	
				Exec: 0.000	8.600	0.000	0.000	0.000	0.000	
				ND:						
				Final: 0.000	14.500	0.000	0.000	0.000	0.000	14.500
				Place: 34*	4	37*	32*	38*	38*	42
43	22	Samuel Mikulak	U.S.O.T.C.	Diff: 4.700	0.000	0.000	0.000	0.000	0.000	
				Exec: 7.600	0.000	0.000	0.000	0.000	0.000	
				ND:						
				Final: 12.300	0.000	0.000	0.000	0.000	0.000	12.300
				Place: 29	36*	37*	32*	38*	38*	43
44	24	Jacob Dalton	Univ Oklahoma	Diff: 0.000	0.000	0.000	0.000	0.000	0.000	
				Exec: 0.000	0.000	0.000	0.000	0.000	0.000	
				ND:						
				Final: 0.000	0.000	0.000	0.000	0.000	0.000	0.000
				Place: 34*	36*	37*	32*	38*	38*	44