







2017 NCAA Championships - Qualifier

Team Results







Apr 21, 2017

Rank	Gym	Team	Score						
1	Stanford	X	420.450	70.350 2	70.300 1	70.000 1	70.000 6	70.600 1	69.200 2
	1404	Jordan DeClerk	14.450			14.000		14.900	
	1415	Taylor Seaton	14.350			13.900	14.550		13.600
	1413	Bailey Perez	14.100				14.000	13.100	12.250
	1411	Akash Modi	13.950	14.650	14.300	14.250	14.350	14.450	
	1412	Robert Neff	13.500	13.750	14.050	13.200	14.300	14.600	
	1410	Andrew Misiolek		14.250					
	1421	Drew Willoughby		13.950					
	1414	Joey Ringer		13.700					
	1405	Josiah Eng			13.750				
	1420	Gareth Weiss				14.000			
	1408	David Jessen						13.950	14.300
2	OSU	X	414.650	67.750 5	68.400 4	69.600 2	70.750 3	68.650 4	69.500 1
	1002	Joey Bonanno	13.950				14.350		
	1008	Jake Dastrup	13.750	14.200			13.750	13.900	
	1014	Jake Martin	13.700	13.050			14.350	12.700	14.450
	1004	Tristan Burke	13.450			14.100	13.750		
	1010	Seth Delbridge	12.900				14.550		
	1024	Alec Yoder		14.450				14.500	13.650
	1012	Brandon Jacoby		14.350					
	1021	David Szarvas		12.350					
	1017	Sean Melton				14.950		13.450	14.300
	1006	Chris Coombs				14.100			
	1013	Ryan Lemezis				13.550			
	1016	Logan Melander				12.900			13.150
	1018	Andrew Rickly						14.100	13.950
3	Nebraska	X	413.050	71.150 1	69.100 3	67.100 5	71.100 2	69.300 3	65.300 6
	918	Chris Stephenson	14.700			13.200	13.850	13.400	
	917	Anton Stephenson	14.500	13.750			14.350	14.500	13.250
	910	Kyle King	14.150	13.750			14.850		
	905	Austin Epperson	14.050			13.450		14.350	
	901	Connor Adamsick	13.750				13.950		
	904	Antonio Castro		14.250					13.250
	909	Jordan King		13.700	13.450				13.300
	907	Travis Gollott		13.650					
	902	Heath Anderson				13.900			
	915	Sanjaya Roy				13.100			
	911	Daniel Leal					14.100	14.300	12.500
	908	Evan Hymanson						12.750	
	903	Jake Bonnay							13.000

2017 NCAA Championships - Qualifier

Team Results







Apr 21, 2017

Rank	Gym	Team	Score						
4	PSU	X	410.500	69.500 3	69.700 2	67.450 4	70.500 5	67.650 5	65.700 4
	1211	Dominic DiFulvio		14.100		13.850	14.400	13.700	
	1223	Wyatt Tyndall		14.000				11.800	13.450
	1218	Christoper Sands		14.000		13.950			
	1214	Christian McSwain		13.850	13.950				
	1225	Sam Zakutney		13.550		13.000	13.900	14.300	12.500
	1216	Stephen Nedoroscik			14.800				
	1208	Leroy Clarke Jr.			14.100	13.550		14.500	13.250
	1209	Colin Coates			14.050				
	1224	Favian Valdez			12.800		13.900		
	1217	Noah Roberson				13.100			
	1215	Jeremy Munn					14.200		
	1202	Brayden Borrromeo					14.100		
	1207	Franz Card						13.350	13.650
	1222	Alex Thomason							12.850
5	Michigan	X	406.950	67.900 4	65.950 6	67.900 3	72.100 1	65.450 6	67.650 3
	620	Anthony Stefanelli		14.100					
	616	Anthony McCallum		14.050		13.850	14.900	13.450	
	614	Alec Krystek		14.000			14.250		13.050
	606	Emyre Cole		13.650	13.550		14.750	13.850	
	607	Adam Dean		12.100					13.750
	609	Uche Eke			13.850			14.200	13.600
	603	Mitchell Brown			13.600		13.850	10.900	
	622	Samuel Su			12.500				
	615	Mack Lasker			12.450				
	608	Ryan Dunning				14.200			
	621	Marty Strech				13.900	14.350	13.050	13.650
	604	Jonathan Chin				13.100			
	618	Thomas Paul				12.850			
	602	Dmitri Belanovski							13.600

2017 NCAA Championships - Qualifier

Team Results

Apr 21, 2017

Rank	Gym	Team	Score						
6	Air Force	X	403.800	65.900	67.600	64.650	70.550	69.700	65.400
				6	5	6	4	2	5
108	Christian Kalustian			13.700			13.950		12.500
101	Casey Branin			13.550	13.550			14.100	
105	Ryan Girouard			13.200					
109	Eric Klein			13.050			14.150		
115	Tim Wang			12.400	13.950	13.100	14.850	14.250	13.700
102	Fletcher Braunton				14.000	13.750			
114	Jonah Urlaub				13.400	12.850		13.050	
103	Chase Cannon				12.700		14.000		13.050
106	Michael Graft					13.200			
110	Aaron Nubine					11.750			
113	Lukas Texeira						13.600		13.900
104	Jonathon Fornoff							14.250	
112	Jacob Stanley							14.050	12.250

NCAA Gymnastics Score Sheet

Teams: Home Ohio State Univ.

Visitor Penn State Univ.

Date Apr 21, 2017

Place Holleder Center

Attendance 0

		Name	D	1	2	3	4	nd	AVE	Name	D	1	2	3	4	nd	AVE	
F L O O R	1	Joey Bonanno 1002	5.40	8.60	8.70	8.40	8.70	-0.1	13.950	1	Wyatt Tyndall 1223	5.30	8.60	8.90	8.80	8.80	-0.1	14.000
	2	Tristan Burke 1004	5.10	8.20	8.40	8.60	8.30		13.450	2	Christopher Sands 1218	5.40	8.30	8.40	8.90	8.80		14.000
	3	Jake Martin 1014	5.30	8.30	8.40	8.60	8.40		13.700	3	Christian McSwain 1214	5.50	8.50	8.60	8.10	8.20		13.850
	4	Jake Dastrup 1008	5.40	8.40	8.50	8.20	8.30		13.750	4	Dominic DiFulvio 1211	5.60	8.60	8.80	8.40	8.40		14.100
	5	Seth Delbridge 1010	5.10	7.90	8.10	8.20	8.10	-0.3	12.900	5	Sam Zakutney 1225	5.40	8.20	8.30	8.10	7.90		13.550

Floor Score: **67.750** Running Score: **67.750** Floor Score: **69.500** Running Score: **69.500**

P O M M E L	1	David Szarvas 1021	5.50	6.60	6.30	7.20	7.10		12.350	1	Favian Valdez 1224	4.80	8.10	7.90	8.30	7.50		12.800
	2	Brandon Jacoby 1012	5.60	8.80	8.50	9.00	8.70		14.350	2	Colin Coates 1209	5.20	8.90	8.80	8.70	8.90		14.050
	3	Jake Martin 1014	5.40	8.00	7.60	7.50	7.70		13.050	3	Christian McSwain 1214	5.10	9.00	8.70	9.10	8.70		13.950
	4	Jake Dastrup 1008	5.80	8.60	8.20	8.60	8.00		14.200	4	Stephen Nedoroscik 1216	5.50	9.20	8.90	9.40	9.40		14.800
	5	Alec Yoder 1024	6.10	8.30	8.30	8.40	8.70		14.450	5	Leroy Clarke Jr. 1208	5.70	8.50	8.30	8.20	8.80		14.100

Pommel Score: **68.400** Running Score: **136.150** Pommel Score: **69.700** Running Score: **139.200**

R I N G S	1	Logan Melander 1016	4.70	7.40	8.00	8.50	8.40		12.900	1	Noah Roberson 1217	5.00	8.20	8.30	8.00	8.00		13.100
	2	Tristan Burke 1004	5.10	8.70	8.90	9.10	9.20		14.100	2	Christopher Sands 1218	5.40	8.60	8.70	8.50	8.00		13.950
	3	Ryan Lemezis 1013	5.10	8.20	8.10	8.70	8.90		13.550	3	Dominic DiFulvio 1211	5.70	8.00	7.90	8.30	8.60		13.850
	4	Chris Coombs 1006	5.40	9.10	8.70	8.70	8.60		14.100	4	Leroy Clarke Jr. 1208	5.30	8.90	8.30	8.00	8.20		13.550
	5	Sean Melton 1017	6.00	9.00	8.60	8.90	9.20		14.950	5	Sam Zakutney 1225	4.40	8.70	8.70	8.50	8.40		13.000

Rings Score: **69.600** Running Score: **205.750** Rings Score: **67.450** Running Score: **206.650**

V A U L T	1	Jake Martin 1014	4.80	9.50	9.60	9.60	9.50		14.350	1	Favian Valdez 1224	4.90	9.00	9.00	9.10	8.90		13.900
	2	Tristan Burke 1004	4.80	9.10	8.90	9.00	9.10	-0.1	13.750	2	Brayden Borromeo 1202	4.80	9.30	9.20	9.30	9.40		14.100
	3	Jake Dastrup 1008	4.80	9.00	9.00	9.10	9.20	-0.1	13.750	3	Jeremy Munn 1215	4.80	9.40	9.50	9.40	9.40		14.200
	4	Joey Bonanno 1002	5.20	8.90	9.10	9.20	9.40		14.350	4	Sam Zakutney 1225	4.80	9.10	9.10	9.20	9.00		13.900
	5	Seth Delbridge 1010	5.20	9.30	9.50	9.20	9.40		14.550	5	Dominic DiFulvio 1211	5.20	9.30	9.30	9.20	9.30	-0.1	14.400

Vault Score: **70.750** Running Score: **276.500** Vault Score: **70.500** Running Score: **277.150**

P B A R	1	Andrew Rickly 1018	5.00	9.10	9.00	9.20	9.10		14.100	1	Wyatt Tyndall 1223	4.70	6.60	6.80	7.40	7.40		11.800
	2	Alec Yoder 1024	5.20	9.40	9.20	9.20	9.40		14.500	2	Dominic DiFulvio 1211	5.10	8.60	8.70	8.50	8.60		13.700
	3	Jake Martin 1014	5.30	7.40	7.30	7.40	7.60		12.700	3	Franz Card 1207	5.30	8.10	8.50	8.00	8.00		13.350
	4	Sean Melton 1017	5.30	7.90	8.20	8.30	8.10		13.450	4	Leroy Clarke Jr. 1208	5.40	9.20	8.80	9.10	9.10		14.500
	5	Jake Dastrup 1008	5.60	8.00	8.20	8.40	8.50		13.900	5	Sam Zakutney 1225	5.20	8.90	9.10	9.20	9.10		14.300

P. Bar Score: **68.650** Running Score: **345.150** P. Bar Score: **67.650** Running Score: **344.800**

H B A R	1	Logan Melander 1016	5.00	8.50	8.20	8.10	7.60		13.150	1	Alex Thomason 1222	4.60	8.30	8.20	8.00	8.30		12.850
	2	Andrew Rickly 1018	5.60	8.50	8.50	8.20	7.60		13.950	2	Wyatt Tyndall 1223	5.00	8.70	8.40	8.20	8.50		13.450
	3	Alec Yoder 1024	5.00	8.70	8.70	8.40	8.60		13.650	3	Franz Card 1207	4.90	8.60	9.20	8.70	8.80		13.650
	4	Jake Martin 1014	5.70	8.70	8.90	8.80	8.30		14.450	4	Leroy Clarke Jr. 1208	5.20	8.00	8.40	7.80	8.10		13.250
	5	Sean Melton 1017	5.20	9.10	9.20	9.10	9.00		14.300	5	Sam Zakutney 1225	5.40	6.80	7.10	7.10	7.10		12.500

H. Bar Score: **69.500** Running Score: **414.650** H. Bar Score: **65.700** Running Score: **410.500**

Final Team Score: **414.650**

Final Team Score: **410.500**

All-Arounders

All-Arounders

	Zakutney
	13.550
	11.850
	13.000
	13.900
	14.300
	12.500
	79.100

Judge's Signatures * FX _____ * PH _____ * SR _____ * VT _____ * PB _____ * HB _____

* Head Judge Scott Schaffer, Juha Tanska Jon Corbitt, Clay Strother Gerrit DeJonge, Devin DeB Zach Gagnon, David Eaton Peter Wieging, Brian Rich Lenny Lucarello, Tom McN

Coach's Signature _____ Coach's Signature _____

NCAA Gymnastics Score Sheet

Teams: Home Univ. Of Michigan

Visitor Univ. Of Nebraska

Date Apr 21, 2017

Place Holleder Center

Attendance 0

Name		D	1	2	3	4	nd	AVE	Name		D	1	2	3	4	nd	AVE
FLOOR	1 Alec Krystek 614	5.30	8.70	8.70	8.70	8.50		14.000	1 Connor Adamsick 901	5.60	8.10	8.30	8.20	8.10		13.750	
	2 Anthony Stefanelli 620	5.40	8.60	8.50	8.80	8.80		14.100	2 Kyle King 910	5.50	8.20	8.50	8.80	8.80		14.150	
	3 Adam Dean 607	4.80	7.60	7.50	7.30	7.20	-0.1	12.100	3 Austin Epperson 905	5.40	8.70	8.60	8.70	8.60		14.050	
	4 Emyre Cole 606	5.70	7.80	8.00	8.00	7.90		13.650	4 Anton Stephenson 917	5.60	9.20	9.10	8.70	8.40		14.500	
	5 Anthony McCallum 616	5.30	8.40	8.70	8.80	8.80		14.050	5 Chris Stephenson 918	5.60	9.00	9.10	9.10	9.20		14.700	

Floor Score: **67.900** Running Score: **67.900** Floor Score: **71.150** Running Score: **71.150**

POMMEL	1 Mitchell Brown 603	4.70	8.90	9.00	8.90	8.70		13.600	1 Travis Gollott 907	5.10	8.20	8.70	8.90	8.40		13.650
	2 Uche Eke 609	5.00	8.80	8.90	8.90	8.80		13.850	2 Kyle King 910	5.20	8.50	8.90	8.60	8.50		13.750
	3 Samuel Su 622	5.10	7.30	7.50	6.40	7.50		12.500	3 Jordan King 909	5.30	8.60	8.50	8.30	8.30		13.700
	4 Emyre Cole 606	4.50	8.80	9.00	9.10	9.30		13.550	4 Anton Stephenson 917	5.30	8.60	8.30	8.70	7.80		13.750
	5 Mack Lasker 615	4.90	7.70	7.50	7.50	7.60		12.450	5 Antonio Castro 904	5.10	8.90	9.20	9.10	9.40		14.250

Pommel Score: **65.950** Running Score: **133.850** Pommel Score: **69.100** Running Score: **140.250**

RINGS	1 Jonathan Chin 604	4.70	8.00	8.50	8.40	8.40		13.100	1 Sanjaya Roy 915	4.40	9.00	8.80	8.60	8.60		13.100
	2 Thomas Paul 618	4.80	8.10	7.70	8.20	8.00		12.850	2 Jordan King 909	4.70	8.60	8.50	9.00	8.90		13.450
	3 Marty Strech 621	5.40	8.50	8.20	8.50	8.60		13.900	3 Chris Stephenson 918	4.40	9.00	8.70	8.80	8.80		13.200
	4 Anthony McCallum 616	5.10	8.90	8.40	8.80	8.70		13.850	4 Heath Anderson 902	5.00	8.80	8.30	9.00	9.10		13.900
	5 Ryan Dunning 608	5.20	9.10	8.80	8.90	9.10		14.200	5 Austin Epperson 905	4.80	8.60	8.50	9.00	8.70		13.450

Rings Score: **67.900** Running Score: **201.750** Rings Score: **67.100** Running Score: **207.350**

VAULT	1 Mitchell Brown 603	4.80	9.10	9.00	8.90	9.30		13.850	1 Connor Adamsick 901	4.80	9.10	9.30	9.10	9.20		13.950
	2 Alec Krystek 614	4.90	9.20	9.20	9.50	9.50		14.250	2 Chris Stephenson 918	4.80	8.90	9.10	9.10	9.00		13.850
	3 Marty Strech 621	4.80	9.50	9.60	9.60	9.30		14.350	3 Daniel Leal 911	4.80	9.40	9.30	9.40	9.50	-0.1	14.100
	4 Emyre Cole 606	5.20	9.60	9.60	9.50	9.50		14.750	4 Kyle King 910	5.30	9.40	9.50	9.60	9.80		14.850
	5 Anthony McCallum 616	5.60	9.20	9.30	9.40	9.30		14.900	5 Anton Stephenson 917	4.80	9.40	9.60	9.50	9.60		14.350

Vault Score: **72.100** Running Score: **273.850** Vault Score: **71.100** Running Score: **278.450**

PARALLEL BAR	1 Mitchell Brown 603	4.70	5.90	6.50	6.00	6.40		10.900	1 Evan Hymanson 908	4.90	7.40	8.10	7.90	7.80		12.750
	2 Uche Eke 609	5.00	9.40	9.00	9.30	9.10		14.200	2 Chris Stephenson 918	5.20	8.20	8.20	8.40	8.10		13.400
	3 Marty Strech 621	4.70	8.30	8.60	8.40	8.30		13.050	3 Austin Epperson 905	5.40	8.60	9.10	8.90	9.00		14.350
	4 Emyre Cole 606	5.00	8.70	8.90	9.00	8.80		13.850	4 Anton Stephenson 917	5.20	9.20	9.30	9.40	9.30		14.500
	5 Anthony McCallum 616	5.40	8.00	8.40	8.10	7.90		13.450	5 Daniel Leal 911	5.10	9.30	9.10	9.20	9.20		14.300

P. Bar Score: **65.450** Running Score: **339.300** P. Bar Score: **69.300** Running Score: **347.750**

HIGH BAR	1 Alec Krystek 614	4.60	8.50	8.60	8.40	8.10		13.050	1 Jake Bonnav 903	4.70	8.70	8.40	8.20	7.90		13.000
	2 Uche Eke 609	4.90	8.70	8.80	8.70	8.70		13.600	2 Jordan King 909	4.80	8.20	8.50	8.50	8.60		13.300
	3 Marty Strech 621	5.00	8.70	8.40	8.60	8.80		13.650	3 Antonio Castro 904	4.80	8.60	8.70	8.30	8.00		13.250
	4 Adam Dean 607	5.30	8.60	8.30	8.60	8.10		13.750	4 Daniel Leal 911	4.70	7.70	7.90	8.00	7.50		12.500
	5 Dmitri Belanovski 602	5.10	8.10	8.50	8.50	8.60		13.600	5 Anton Stephenson 917	4.90	8.50	8.60	8.20	8.20		13.250

H. Bar Score: **67.650** Running Score: **406.950** H. Bar Score: **65.300** Running Score: **413.050**

Final Team Score: **406.950**

Final Team Score: **413.050**

All-Arounders

All-Arounders

FX		Stephenson	Stephenson
PH		14.500	14.700
SR		13.750	13.100
VT		12.350	13.200
PB		14.350	13.850
HB		14.500	13.400
AA		13.250	13.750
		82.700	82.000

Judge's Signatures * FX * PH * SR * VT * PB * HB

* Head Judge Scott Schaffer, Juha Tanska Jon Corbitt, Clay Strother Gerrit DeJonge, Devin DeB Zach Gagnon, David Eaton Peter Wieging, Brian Rich Lenny Lucarello, Tom McN

FX PH SR VT PB HB

Mike Brey, Joe Rank Luke Baiungo, Charles Tayl Brian Cooper, Jim McKinne Billy Martin, Larry Byerly Mike Hoskovec, Eric Smith CJ Johnson, Jim Shaw

Coach's Signature _____ Coach's Signature _____

2017 NCAA Championships - Qualifier

Event Results - Floor

Apr 21, 2017



Rank	Num	Name	Gym	Diff	E1	E2	E3	E4	Exec	ND	Score
1	918	Chris Stephenson	Nebraska	5.600	9.000	9.100	9.100	9.200	9.100	__.	14.700
2	917	Anton Stephenson	Nebraska	5.600	9.200	9.100	8.700	8.400	8.900	__.	14.500
3	1404	Jordan DeClerk	Stanford	5.400	9.100	9.000	8.900	9.200	9.050	__.	14.450
4	1415	Taylor Seaton	Stanford	5.800	8.500	8.800	8.400	8.600	8.550	__.	14.350
5	910	Kyle King	Nebraska	5.500	8.200	8.500	8.800	8.800	8.650	__.	14.150
6*	1413	Bailey Perez	Stanford	5.400	8.600	9.100	8.600	8.800	8.700	__.	14.100
6*	620	Anthony Stefanelli	Michigan	5.400	8.600	8.500	8.800	8.800	8.700	__.	14.100
6T	1211	Dominic DiFulvio	PSU	5.600	8.600	8.800	8.400	8.400	8.500	__.	14.100
9T	616	Anthony McCallum	Michigan	5.300	8.400	8.700	8.800	8.800	8.750	__.	14.050
9T	905	Austin Epperson	Nebraska	5.400	8.700	8.600	8.700	8.600	8.650	__.	14.050
11T	1223	Wyatt Tyndall	PSU	5.300	8.600	8.900	8.800	8.800	8.800	-0.1	14.000
11T	614	Alec Krystek	Michigan	5.300	8.700	8.700	8.700	8.500	8.700	__.	14.000
11T	1218	Christoper Sands	PSU	5.400	8.300	8.400	8.900	8.800	8.600	__.	14.000
14T	1002	Joey Bonanno	OSU	5.400	8.600	8.700	8.400	8.700	8.650	-0.1	13.950
14T	1411	Akash Modi	Stanford	5.400	8.300	8.500	8.600	8.700	8.550	__.	13.950
16	1214	Christian McSwain	PSU	5.500	8.500	8.600	8.100	8.200	8.350	__.	13.850
17T	1008	Jake Dastrup	OSU	5.400	8.400	8.500	8.200	8.300	8.350	__.	13.750
17T	901	Connor Adamsick	Nebraska	5.600	8.100	8.300	8.200	8.100	8.150	__.	13.750
19T	108	Christian Kalustian	Air Force	5.000	8.800	8.900	8.600	8.400	8.700	__.	13.700
19T	1014	Jake Martin	OSU	5.300	8.300	8.400	8.600	8.400	8.400	__.	13.700
21	606	Emyre Cole	Michigan	5.700	7.800	8.000	8.000	7.900	7.950	__.	13.650
22T	101	Casey Branin	Air Force	5.200	8.500	8.300	8.900	8.800	8.650	-0.3	13.550
22T	1225	Sam Zakutney	PSU	5.400	8.200	8.300	8.100	7.900	8.150	__.	13.550
24	1412	Robert Neff	Stanford	5.100	8.500	8.300	8.400	8.400	8.400	__.	13.500
25	1004	Tristan Burke	OSU	5.100	8.200	8.400	8.600	8.300	8.350	__.	13.450
26	1602	Neal Courter	W&M	5.200	8.000	8.400	8.300	8.300	8.300	-0.1	13.400
27	105	Ryan Girouard	Air Force	5.200	7.700	8.200	8.000	8.000	8.000	__.	13.200
28	109	Eric Klein	Air Force	4.700	8.100	8.300	8.400	8.400	8.350	__.	13.050
29	1010	Seth Delbridge	OSU	5.100	7.900	8.100	8.200	8.100	8.100	-0.3	12.900
30	1610	Aria Sabbagh	W&M	4.600	7.900	8.100	8.200	8.000	8.050	__.	12.650
31	115	Tim Wang	Air Force	5.400	6.900	6.900	7.100	7.300	7.000	__.	12.400
32	607	Adam Dean	Michigan	4.800	7.600	7.500	7.300	7.200	7.400	-0.1	12.100
33	1609	Tomas Palma	W&M	4.900	6.500	7.100	6.900	7.100	7.000	__.	11.900

2017 NCAA Championships - Qualifier

Event Results - Pommel

Apr 21, 2017



Rank	Num	Name	Gym	Diff	E1	E2	E3	E4	Exec	ND	Score
1	1216	Stephen Nedorosci	PSU	5.500	9.200	8.900	9.400	9.400	9.300	__.	14.800
2	1411	Akash Modi	Stanford	5.900	8.700	8.800	8.700	9.000	8.750	__.	14.650
3	1603	Jacopo Gliozzi	W&M	5.800	8.700	8.800	8.700	8.400	8.700	__.	14.500
4	1024	Alec Yoder	OSU	6.100	8.300	8.300	8.400	8.700	8.350	__.	14.450
5	1012	Brandon Jacoby	OSU	5.600	8.800	8.500	9.000	8.700	8.750	__.	14.350
6T	904	Antonio Castro	Nebraska	5.100	8.900	9.200	9.100	9.400	9.150	__.	14.250
6T	1410	Andrew Misiolek	Stanford	5.600	8.200	8.500	9.200	8.800	8.650	__.	14.250
8	1008	Jake Dastrup	OSU	5.800	8.600	8.200	8.600	8.000	8.400	__.	14.200
9	1208	Leroy Clarke Jr.	PSU	5.700	8.500	8.300	8.200	8.800	8.400	__.	14.100
10	1209	Colin Coates	PSU	5.200	8.900	8.800	8.700	8.900	8.850	__.	14.050
11	102	Fletcher Braunton	Air Force	5.000	8.600	8.900	9.100	9.200	9.000	__.	14.000
12*	1421	Drew Willoughby	Stanford	5.100	8.800	8.500	8.900	9.100	8.850	__.	13.950
12*	1601	Griffin Antle	W&M	5.100	8.500	8.600	9.100	9.100	8.850	__.	13.950
12*	1214	Christian McSwain	PSU	5.100	9.000	8.700	9.100	8.700	8.850	__.	13.950
12T	115	Tim Wang	Air Force	5.400	8.400	8.400	8.900	8.700	8.550	__.	13.950
16	609	Uche Eke	Michigan	5.000	8.800	8.900	8.900	8.800	8.850	__.	13.850
17T	1412	Robert Neff	Stanford	5.100	8.700	8.200	8.800	8.600	8.650	__.	13.750
17T	910	Kyle King	Nebraska	5.200	8.500	8.900	8.600	8.500	8.550	__.	13.750
17T	917	Anton Stephenson	Nebraska	5.300	8.600	8.300	8.700	7.800	8.450	__.	13.750
20*	1414	Joey Ringer	Stanford	5.300	8.400	8.400	8.400	8.400	8.400	__.	13.700
20*	909	Jordan King	Nebraska	5.300	8.600	8.500	8.300	8.300	8.400	__.	13.700
22	907	Travis Gollott	Nebraska	5.100	8.200	8.700	8.900	8.400	8.550	__.	13.650
23	603	Mitchell Brown	Michigan	4.700	8.900	9.000	8.900	8.700	8.900	__.	13.600
24T	606	Emyre Cole	Michigan	4.500	8.800	9.000	9.100	9.300	9.050	__.	13.550
24T	101	Casey Branin	Air Force	5.000	8.600	8.600	8.400	8.500	8.550	__.	13.550
26	114	Jonah Urlaub	Air Force	4.300	9.100	8.600	9.400	9.100	9.100	__.	13.400
27	918	Chris Stephenson	Nebraska	4.700	8.400	8.200	8.600	8.400	8.400	__.	13.100
28	1014	Jake Martin	OSU	5.400	8.000	7.600	7.500	7.700	7.650	__.	13.050
29	1224	Favian Valdez	PSU	4.800	8.100	7.900	8.300	7.500	8.000	__.	12.800
30	103	Chase Cannon	Air Force	4.300	8.100	8.000	8.700	8.800	8.400	__.	12.700
31	622	Samuel Su	Michigan	5.100	7.300	7.500	6.400	7.500	7.400	__.	12.500
32	615	Mack Lasker	Michigan	4.900	7.700	7.500	7.500	7.600	7.550	__.	12.450
33	1021	David Szarvas	OSU	5.500	6.600	6.300	7.200	7.100	6.850	__.	12.350
34	1225	Sam Zakutney	PSU	4.500	7.600	7.100	7.600	7.100	7.350	__.	11.850
35	1606	Rob Meyer	W&M	4.200	7.200	6.800	7.200	6.700	7.000	__.	11.200
36	1610	Aria Sabbagh	W&M	4.000	7.600	7.000	7.000	6.500	7.000	__.	11.000

2017 NCAA Championships - Qualifier

Event Results - Rings

Apr 21, 2017



Rank	Num	Name	Gym	Diff	E1	E2	E3	E4	Exec	ND	Score
1	1017	Sean Melton	OSU	6.000	9.000	8.600	8.900	9.200	8.950	__.	14.950
2	1411	Akash Modi	Stanford	5.300	9.000	8.800	9.000	9.200	9.000	__.	14.300
3	608	Ryan Dunning	Michigan	5.200	9.100	8.800	8.900	9.100	9.000	__.	14.200
4T	1004	Tristan Burke	OSU	5.100	8.700	8.900	9.100	9.200	9.000	__.	14.100
4T	1006	Chris Coombs	OSU	5.400	9.100	8.700	8.700	8.600	8.700	__.	14.100
6	1412	Robert Neff	Stanford	5.000	9.000	8.900	9.100	9.100	9.050	__.	14.050
7	1404	Jordan DeClerk	Stanford	4.900	8.900	9.000	9.200	9.200	9.100	__.	14.000
8	1218	Christoper Sands	PSU	5.400	8.600	8.700	8.500	8.000	8.550	__.	13.950
9T	1415	Taylor Seaton	Stanford	4.900	9.000	8.800	9.000	9.400	9.000	__.	13.900
9T	902	Heath Anderson	Nebraska	5.000	8.800	8.300	9.000	9.100	8.900	__.	13.900
9T	621	Marty Strech	Michigan	5.400	8.500	8.200	8.500	8.600	8.500	__.	13.900
12T	616	Anthony McCallum	Michigan	5.100	8.900	8.400	8.800	8.700	8.750	__.	13.850
12T	1211	Dominic DiFulvio	PSU	5.700	8.000	7.900	8.300	8.600	8.150	__.	13.850
14*	1405	Josiah Eng	Stanford	5.400	8.000	8.100	8.600	8.800	8.350	__.	13.750
14*	102	Fletcher Braunton	Air Force	5.400	8.300	8.000	8.400	8.400	8.350	__.	13.750
16T	1013	Ryan Lemezis	OSU	5.100	8.200	8.100	8.700	8.900	8.450	__.	13.550
16T	1208	Leroy Clarke Jr.	PSU	5.300	8.900	8.300	8.000	8.200	8.250	__.	13.550
18T	909	Jordan King	Nebraska	4.700	8.600	8.500	9.000	8.900	8.750	__.	13.450
18T	905	Austin Epperson	Nebraska	4.800	8.600	8.500	9.000	8.700	8.650	__.	13.450
20T	1605	Jeremiah McReynol	W&M	4.700	9.100	8.700	8.700	8.600	8.700	__.	13.400
20T	1604	Peter Makey	W&M	4.900	8.500	8.600	8.500	8.200	8.500	__.	13.400
22T	918	Chris Stephenson	Nebraska	4.400	9.000	8.700	8.800	8.800	8.800	__.	13.200
22T	106	Michael Graft	Air Force	4.900	8.400	8.500	8.000	8.200	8.300	__.	13.200
24	1606	Rob Meyer	W&M	4.500	8.700	9.000	8.500	8.600	8.650	__.	13.150
25T	915	Sanjaya Roy	Nebraska	4.400	9.000	8.800	8.600	8.600	8.700	__.	13.100
25T	604	Jonathan Chin	Michigan	4.700	8.000	8.500	8.400	8.400	8.400	__.	13.100
25T	1217	Noah Roberson	PSU	5.000	8.200	8.300	8.000	8.000	8.100	__.	13.100
25T	115	Tim Wang	Air Force	5.600	7.500	7.500	7.200	7.700	7.500	__.	13.100
29	1225	Sam Zakutney	PSU	4.400	8.700	8.700	8.500	8.400	8.600	__.	13.000
30	1016	Logan Melander	OSU	4.700	7.400	8.000	8.500	8.400	8.200	__.	12.900
31T	114	Jonah Urlaub	Air Force	4.500	8.400	8.300	8.300	8.600	8.350	__.	12.850
31T	618	Thomas Paul	Michigan	4.800	8.100	7.700	8.200	8.000	8.050	__.	12.850
33	1610	Aria Sabbagh	W&M	4.300	8.300	8.600	8.400	8.400	8.400	__.	12.700
34	917	Anton Stephenson	Nebraska	4.000	8.000	8.100	8.600	8.600	8.350	__.	12.350
35	110	Aaron Nubine	Air Force	4.800	7.400	6.600	7.300	6.300	6.950	__.	11.750

2017 NCAA Championships - Qualifier

Event Results - Vault

Apr 21, 2017



Rank	Num	Name	Gym	Diff	E1	E2	E3	E4	Exec	ND	Score
1	616	Anthony McCallum	Michigan	5.600	9.200	9.300	9.400	9.300	9.300	__.	14.900
2*	910	Kyle King	Nebraska	5.300	9.400	9.500	9.600	9.800	9.550	__.	14.850
2*	115	Tim Wang	Air Force	5.300	9.500	9.600	9.500	9.600	9.550	__.	14.850
4	606	Emyre Cole	Michigan	5.200	9.600	9.600	9.500	9.500	9.550	__.	14.750
5*	1415	Taylor Seaton	Stanford	5.200	9.400	9.400	9.300	9.300	9.350	__.	14.550
5*	1010	Seth Delbridge	OSU	5.200	9.300	9.500	9.200	9.400	9.350	__.	14.550
7T	1211	Dominic DiFulvio	PSU	5.200	9.300	9.300	9.200	9.300	9.300	-0.1	14.400
7T	1607	Tim O'Neill	W&M	5.200	9.200	9.000	9.200	9.200	9.200	__.	14.400
9*	1014	Jake Martin	OSU	4.800	9.500	9.600	9.600	9.500	9.550	__.	14.350
9*	917	Anton Stephenson	Nebraska	4.800	9.400	9.600	9.500	9.600	9.550	__.	14.350
9*	621	Marty Strech	Michigan	4.800	9.500	9.600	9.600	9.300	9.550	__.	14.350
9T	1002	Joey Bonanno	OSU	5.200	8.900	9.100	9.200	9.400	9.150	__.	14.350
13T	1411	Akash Modi	Stanford	5.200	9.300	9.300	9.400	9.500	9.350	-0.3	14.250
13T	614	Alec Krystek	Michigan	4.900	9.200	9.200	9.500	9.500	9.350	__.	14.250
15	1215	Jeremy Munn	PSU	4.800	9.400	9.500	9.400	9.400	9.400	__.	14.200
16T	1608	Juan Palma	W&M	4.800	9.400	9.300	9.100	9.400	9.350	__.	14.150
16T	109	Eric Klein	Air Force	5.200	9.100	8.900	9.000	8.900	8.950	__.	14.150
18T	911	Daniel Leal	Nebraska	4.800	9.400	9.300	9.400	9.500	9.400	-0.1	14.100
18T	1202	Brayden Borromeo	PSU	4.800	9.300	9.200	9.300	9.400	9.300	__.	14.100
20T	103	Chase Cannon	Air Force	4.500	9.300	9.500	9.500	9.500	9.500	__.	14.000
20*	1420	Gareth Weiss	Stanford	4.800	9.200	9.100	9.200	9.300	9.200	__.	14.000
20*	1413	Bailey Perez	Stanford	4.800	9.300	9.200	9.200	9.100	9.200	__.	14.000
23T	108	Christian Kalustian	Air Force	4.800	9.300	9.200	9.300	9.100	9.250	-0.1	13.950
23T	901	Connor Adamsick	Nebraska	4.800	9.100	9.300	9.100	9.200	9.150	__.	13.950
25T	1225	Sam Zakutney	PSU	4.800	9.100	9.100	9.200	9.000	9.100	__.	13.900
25T	1224	Favian Valdez	PSU	4.900	9.000	9.000	9.100	8.900	9.000	__.	13.900
27*	918	Chris Stephenson	Nebraska	4.800	8.900	9.100	9.100	9.000	9.050	__.	13.850
27*	603	Mitchell Brown	Michigan	4.800	9.100	9.000	8.900	9.300	9.050	__.	13.850
29*	1008	Jake Dastrup	OSU	4.800	9.000	9.000	9.100	9.200	9.050	-0.1	13.750
29*	1004	Tristan Burke	OSU	4.800	9.100	8.900	9.000	9.100	9.050	-0.1	13.750
31	113	Lukas Texeira	Air Force	4.400	9.200	9.300	9.100	9.200	9.200	__.	13.600
32T	1412	Robert Neff	Stanford	4.800	8.400	8.400	8.400	8.200	8.400	__.	13.200
32T	1611	Nick Van Dyke	W&M	5.200	7.800	7.900	8.100	8.300	8.000	__.	13.200
34	1610	Aria Sabbagh	W&M	4.400	8.300	8.300	8.300	8.200	8.300	__.	12.700

2017 NCAA Championships - Qualifier

Page: 1
Printed: 4/21/2017 3:49 PM

Event Results - P Bars

Men / 10
Session: 1

Apr 21, 2017



Rank	Num	Name	Gym	Diff	E1	E2	E3	E4	Exec	ND	Score
1	1404	Jordan DeClerk	Stanford	5.600	9.400	9.200	9.300	9.300	9.300	...	14.900
2*	1024	Alec Yoder	OSU	5.200	9.400	9.200	9.200	9.400	9.300	...	14.500
2*	917	Anton Stephenson	Nebraska	5.200	9.200	9.300	9.400	9.300	9.300	...	14.500
2T	1208	Leroy Clarke Jr.	PSU	5.400	9.200	8.800	9.100	9.100	9.100	...	14.500
5T	905	Austin Epperson	Nebraska	5.400	8.600	9.100	8.900	9.000	8.950	...	14.350
5T	1411	Akash Modi	Stanford	5.900	8.500	8.500	8.400	8.300	8.450	...	14.350
7T	1412	Robert Neff	Stanford	5.000	9.300	9.200	9.400	9.300	9.300	...	14.300
7T	911	Daniel Leal	Nebraska	5.100	9.300	9.100	9.200	9.200	9.200	...	14.300
7T	1225	Sam Zakutney	PSU	5.200	8.900	9.100	9.200	9.100	9.100	...	14.300
10*	115	Tim Wang	Air Force	5.300	8.600	9.000	8.900	9.100	8.950	...	14.250
10*	104	Jonathon Fornoff	Air Force	5.300	8.900	8.900	9.100	9.000	8.950	...	14.250
12	609	Uche Eke	Michigan	5.000	9.400	9.000	9.300	9.100	9.200	...	14.200
13T	1018	Andrew Rickly	OSU	5.000	9.100	9.000	9.200	9.100	9.100	...	14.100
13T	101	Casey Branin	Air Force	5.300	8.500	8.900	8.900	8.700	8.800	...	14.100
15	112	Jacob Stanley	Air Force	5.000	8.800	9.000	9.100	9.200	9.050	...	14.050
16	1408	David Jessen	Stanford	5.300	8.600	8.700	8.800	8.600	8.650	...	13.950
17	1008	Jake Dastrup	OSU	5.600	8.000	8.200	8.400	8.500	8.300	...	13.900
18	606	Emyre Cole	Michigan	5.000	8.700	8.900	9.000	8.800	8.850	...	13.850
19	1211	Dominic DiFulvio	PSU	5.100	8.600	8.700	8.500	8.600	8.600	...	13.700
20T	1606	Rob Meyer	W&M	4.700	9.000	8.900	8.600	8.400	8.750	...	13.450
20T	1017	Sean Melton	OSU	5.300	7.900	8.200	8.300	8.100	8.150	...	13.450
20T	616	Anthony McCallum	Michigan	5.400	8.000	8.400	8.100	7.900	8.050	...	13.450
23	918	Chris Stephenson	Nebraska	5.200	8.200	8.200	8.400	8.100	8.200	...	13.400
24T	1601	Griffin Antle	W&M	4.500	9.000	9.100	8.700	8.600	8.850	...	13.350
24T	1207	Franz Card	PSU	5.300	8.100	8.500	8.000	8.000	8.050	...	13.350
26	1501	Christopher Root	UIC	4.600	8.500	8.900	8.500	8.600	8.550	...	13.150
27	1413	Bailey Perez	Stanford	4.300	8.800	8.800	8.800	9.000	8.800	...	13.100
28T	114	Jonah Urlaub	Air Force	4.200	8.900	8.700	8.900	8.800	8.850	...	13.050
28T	621	Marty Strech	Michigan	4.700	8.300	8.600	8.400	8.300	8.350	...	13.050
30	908	Evan Hymanson	Nebraska	4.900	7.400	8.100	7.900	7.800	7.850	...	12.750
31	1014	Jake Martin	OSU	5.300	7.400	7.300	7.400	7.600	7.400	...	12.700
32	1610	Aria Sabbagh	W&M	3.900	7.900	8.300	8.200	8.200	8.200	...	12.100
33	1223	Wyatt Tyndall	PSU	4.700	6.600	6.800	7.400	7.400	7.100	...	11.800
34	603	Mitchell Brown	Michigan	4.700	5.900	6.500	6.000	6.400	6.200	...	10.900

2017 NCAA Championships - Qualifier

Event Results - H Bar

Apr 21, 2017



Rank	Num	Name	Gym	Diff	E1	E2	E3	E4	Exec	ND	Score
1	1412	Robert Neff	Stanford	5.600	9.100	8.900	9.200	8.600	9.000	...	14.600
2T	1014	Jake Martin	OSU	5.700	8.700	8.900	8.800	8.300	8.750	...	14.450
2T	1411	Akash Modi	Stanford	6.000	8.600	8.300	8.800	8.200	8.450	...	14.450
4T	1017	Sean Melton	OSU	5.200	9.100	9.200	9.100	9.000	9.100	...	14.300
4T	1408	David Jessen	Stanford	5.300	9.000	9.100	9.000	8.600	9.000	...	14.300
6	1018	Andrew Rickly	OSU	5.600	8.500	8.500	8.200	7.600	8.350	...	13.950
7	113	Lukas Texeira	Air Force	5.200	8.400	8.700	8.700	8.800	8.700	...	13.900
8T	918	Chris Stephenson	Nebraska	5.100	9.000	8.600	8.400	8.700	8.650	...	13.750
8T	607	Adam Dean	Michigan	5.300	8.600	8.300	8.600	8.100	8.450	...	13.750
10	115	Tim Wang	Air Force	5.100	8.600	8.600	8.300	9.000	8.600	...	13.700
11T	1207	Franz Card	PSU	4.900	8.600	9.200	8.700	8.800	8.750	...	13.650
11*	1024	Alec Yoder	OSU	5.000	8.700	8.700	8.400	8.600	8.650	...	13.650
11*	621	Marty Strech	Michigan	5.000	8.700	8.400	8.600	8.800	8.650	...	13.650
14T	609	Uche Eke	Michigan	4.900	8.700	8.800	8.700	8.700	8.700	...	13.600
14T	602	Dmitri Belanovski	Michigan	5.100	8.100	8.500	8.500	8.600	8.500	...	13.600
14T	1415	Taylor Seaton	Stanford	5.700	7.700	7.800	8.300	8.000	7.900	...	13.600
17	1223	Wyatt Tyndall	PSU	5.000	8.700	8.400	8.200	8.500	8.450	...	13.450
18	909	Jordan King	Nebraska	4.800	8.200	8.500	8.500	8.600	8.500	...	13.300
19T	904	Antonio Castro	Nebraska	4.800	8.600	8.700	8.300	8.000	8.450	...	13.250
19T	917	Anton Stephenson	Nebraska	4.900	8.500	8.600	8.200	8.200	8.350	...	13.250
19T	1208	Leroy Clarke Jr.	PSU	5.200	8.000	8.400	7.800	8.100	8.050	...	13.250
22	1610	Aria Sabbagh	W&M	4.500	9.100	8.600	8.700	8.700	8.700	...	13.200
23	1016	Logan Melander	OSU	5.000	8.500	8.200	8.100	7.600	8.150	...	13.150
24T	614	Alec Krystek	Michigan	4.600	8.500	8.600	8.400	8.100	8.450	...	13.050
24T	103	Chase Cannon	Air Force	5.400	8.000	7.500	7.400	7.800	7.650	...	13.050
26	903	Jake Bonnay	Nebraska	4.700	8.700	8.400	8.200	7.900	8.300	...	13.000
27	1602	Neal Courter	W&M	4.900	8.400	8.300	7.800	7.400	8.050	...	12.950
28	1222	Alex Thomason	PSU	4.600	8.300	8.200	8.000	8.300	8.250	...	12.850
29T	911	Daniel Leal	Nebraska	4.700	7.700	7.900	8.000	7.500	7.800	...	12.500
29T	108	Christian Kalustian	Air Force	5.200	7.900	7.100	7.500	6.800	7.300	...	12.500
29T	1225	Sam Zakutney	PSU	5.400	6.800	7.100	7.100	7.100	7.100	...	12.500
32T	112	Jacob Stanley	Air Force	4.200	8.100	8.000	8.100	7.900	8.050	...	12.250
32T	1413	Bailey Perez	Stanford	4.700	7.500	7.600	7.900	7.400	7.550	...	12.250