







2017 JO Men's Nationals

Team Results







May 11-14, 2017

Rank	Gym	Team	Score						
1	Gymnastics Olympica	X	233.800	38.900 2	39.950 3	39.050 3	36.950 2	40.150 1	38.800 1
2	Cypress Academy	X	232.900	38.600 3	40.900 1	39.950 1	36.750 3	39.750 2	36.950 3
3	5280 Gymnastics	X	228.300	38.400 6	38.300 7	39.700 2	36.150 4	38.650 4	37.100 2
4	Lake Shore Academy	X	227.650	39.100 1	39.550 4	38.550 6	36.000 5	38.150 5T	36.300 6
5	WOGA	X	226.350	38.500 4T	40.250 2	39.000 4	35.650 6	37.450 8	35.500 8
6	WCOGA	X	224.700	37.600 10T	38.650 6	38.450 7	34.950 9	38.700 3	36.350 5
7	Salto - WI	X	223.600	38.500 4T	37.750 8	38.650 5	35.250 7	38.150 5T	35.300 9
8	Hocking Valley	X	222.050	35.700 17T	38.800 5	37.350 9	37.450 1	37.150 11	35.600 7
9	LaFleur's - WI	X	217.200	35.950 16	37.600 10	37.900 8	34.800 10	36.850 12T	34.100 13
10	G. USA	X	216.650	37.600 10T	37.650 9	37.000 11T	33.800 13T	37.300 9T	33.300 16
11	Queen City	X	215.600	36.300 15	35.900 13	37.100 10	35.050 8	36.700 15	34.550 11T
12	Houston Gymnastics	X	215.450	37.900 7T	34.950 15	36.600 14	33.950 11	36.850 12T	35.200 10
13	All American - UT	X	215.200	37.900 7T	36.450 11T	37.000 11T	33.250 18T	36.750 14	33.850 14
14	EVO Gymnastics	X	214.500	37.700 9	33.100 18	35.750 18	33.900 12	37.600 7	36.450 4
15	Roswell Gymnastics	X	212.900	36.600 14	36.450 11T	35.950 17	33.250 18T	37.300 9T	33.350 15
16	USA Gym Flairs	X	209.250	35.700 17T	35.050 14	36.800 13	33.700 15	35.200 17	32.800 17
17	World Xtreme	X	209.000	37.450 12	32.550 19	36.250 15	33.500 17	36.500 16	32.750 18T

2017 JO Men's Nationals

Team Results

May 11-14, 2017

Rank	Gym	Team	Score						
18	Fairland Gymnastics	X	205.400	36.800 13	34.700 16	34.200 19	33.550 16	31.600 19	34.550 11T
19	Premier - Oswego	X	203.950	34.000 19	33.150 17	36.100 16	33.800 13T	34.150 18	32.750 18T

2017 JO Men's Nationals

Team Results







May 11-14, 2017

Page: 1

Printed: 5/12/2017 9:12 PM

Men / 9 / All Ages







Session: 4L8,4L9,5L8,5L9,6L8,6L9

Rank	Gym	Team	Score						
1	WOGA	X	243.000	42.500 1	42.050 1	43.500 1	36.950 10	40.500 1	37.500 3
2	5280 Gymnastics	X	238.400	41.200 3	39.200 2	39.800 3	40.400 1	39.500 3	38.300 1
3	Mass Elite	X	231.100	41.550 2	34.450 13	40.500 2	38.000 4T	39.750 2	36.850 5
4	Houston Gymnastics	X	229.450	41.050 4	35.000 11T	39.350 4	39.300 2	38.500 8	36.250 6
5	Lake Shore Academy	X	227.900	39.500 8	37.300 4	38.600 5	36.750 11	38.800 5	36.950 4
6	Metropolitan	X	227.850	40.450 5	37.000 5	38.550 6	37.750 6	38.400 9	35.700 9
7	North Valley	X	225.450	39.800 6T	35.400 10	37.300 10	38.000 4T	37.250 13	37.700 2
8	Premier - Oswego	X	225.100	39.800 6T	37.850 3	35.600 17	37.100 8T	39.100 4	35.650 10
9T	Daggett's	X	222.800	38.650 14T	34.000 14	38.150 7	37.700 7	38.700 6T	35.600 11
9T	Paragon - VA	X	222.800	38.750 12T	35.950 9	36.000 15	38.350 3	37.750 12	36.000 8
11	Buffalo Grove	X	222.500	39.300 10	36.100 6	37.600 9	35.950 13T	38.700 6T	34.850 14
12	NEAG	X	220.650	38.550 16	36.000 8	37.850 8	37.100 8T	36.450 20	34.700 15
13	GymJam	X	219.500	38.650 14T	36.050 7	36.800 13T	36.000 12	37.000 14	35.000 13
14	DeVeau's	X	218.950	39.100 11	35.000 11T	35.750 16	34.750 15	38.200 10	36.150 7
15	Crenshaw's	X	215.200	38.750 12T	33.050 18	37.100 11T	35.950 13T	35.950 21	34.400 18T
16	Iron Cross	X	211.150	39.400 9	30.650 23	35.100 19T	34.150 17	36.650 16T	35.200 12
17	Aspire	X	210.750	37.750 19	30.900 22	37.100 11T	33.450 19	36.950 15	34.600 16T

2017 JO Men's Nationals

Team Results







May 11-14, 2017

Rank	Gym	Team	Score						
18	WCOGA	X	210.350	37.250 21	31.050 21	36.800 13T	34.250 16	36.600 18	34.400 18T
19	Salto - WI	X	209.700	37.850 17T	33.400 17	35.350 18	33.750 18	34.750 24	34.600 16T
20	LaFleur's - Tampa	X	209.550	37.700 20	33.550 16	34.700 22	32.700 22	36.550 19	34.350 20
21	Roswell Gymnastics	X	206.450	37.850 17T	31.650 19	35.100 19T	33.300 20	35.400 22	33.150 22
22	Prairie Gymnastics	X	205.950	36.950 22	33.800 15	34.750 21	32.500 23	34.850 23	33.100 23
23	GymTek - TN	X	202.600	35.250 23	31.500 20	32.700 23	33.150 21	36.650 16T	33.350 21
24	Universal - FL	X	155.850	25.600 24	19.650 24	24.600 24	23.850 24	38.150 11	24.000 24

2017 JO Men's Nationals

Team Results







May 11-14, 2017

Rank	Gym	Team	Score						
1	Cypress Academy	X	253.550	42.250 5	41.300 1	44.100 1	43.000 2	42.950 2	39.950 1
2	WOGA	X	247.700	43.150 2	38.300 3	42.450 2	41.250 11	43.350 1	39.200 6T
3	Buffalo Grove	X	246.150	42.200 6	37.900 6T	41.550 5	44.000 1	40.750 6	39.750 2
4	Mini-Hops	X	242.150	42.350 4	37.800 8T	40.600 11T	41.100 12	41.000 4	39.300 4
5	5280 Gymnastics	X	241.150	40.450 20	37.800 8T	40.900 7	41.950 6T	40.850 5	39.200 6T
6	Gymnastics Olympica	X	240.250	41.500 11	34.500 35	40.950 6	42.200 4	41.850 3	39.250 5
7	DeVeau's	X	239.750	43.000 3	36.700 17T	41.700 3	40.900 16T	39.600 10T	37.850 13
8	Champion - TX	X	238.900	40.700 18	38.100 4	40.050 16T	41.950 6T	39.650 9	38.450 11
9	GymJam	X	235.750	39.700 27	37.950 5	40.450 13	39.650 27	38.950 17T	39.050 8
10	NEAG	X	235.550	39.200 34T	37.800 8T	40.150 15	41.400 8	40.100 7	36.900 24
11	Premier - Oswego	X	233.750	40.900 15	37.800 8T	38.150 31T	38.800 33	39.100 16	39.000 9
12	Harpeth Gymnastics	X	233.600	40.800 16	37.050 16	40.600 11T	39.550 28	37.950 27T	37.650 15
13	VSSG	X	233.350	40.750 17	37.750 12	38.550 26T	40.550 19T	38.300 24	37.450 18
14	Gymstrada	X	233.150	43.800 1	33.400 40	40.650 10	39.850 25	38.750 19	36.700 26T
15	WCOGA	X	232.900	41.900 8	39.650 2	39.300 20	39.700 26	38.500 23	33.850 43
16	Lake Shore Academy	X	232.450	39.800 25	34.300 36	40.750 9	40.900 16T	39.600 10T	37.100 19
17	Southlake Gymnastics	X	232.300	38.650 40	37.700 13	39.450 19	40.900 16T	38.950 17T	36.650 28

2017 JO Men's Nationals

Team Results







May 11-14, 2017

Rank	Gym	Team	Score						
18	US Gym - NJ	X	232.100	41.100 12T	37.550 14	38.400 28	42.000 5	36.650 38	36.400 30
19	USA Gym World	X	231.950	41.100 12T	35.600 29	38.250 30	39.900 24	39.600 10T	37.500 17
20T	Prairie Gymnastics	X	231.750	39.650 28	35.100 33	39.950 18	40.950 15	39.300 14T	36.800 25
20T	Aspire	X	231.750	40.950 14	35.950 24	38.100 33	38.600 37	38.600 21T	39.550 3
22	Salto - WI	X	231.600	38.700 39	35.500 31	41.650 4	39.050 32	38.200 25	38.500 10
23	OMEGA - OR	X	231.100	40.150 22T	36.600 19T	39.100 21	38.700 35T	38.600 21T	37.950 12
24	Premier - DG	X	230.900	41.950 7	37.200 15	38.700 23	41.050 13T	37.050 35	34.950 38
25	Surgents Elite	X	230.850	40.050 24	35.700 27T	38.600 25	39.400 30T	39.500 13	37.600 16
26	LaFleur's - Tampa	X	230.600	39.200 34T	35.700 27T	40.800 8	40.550 19T	37.400 33	36.950 23
27	Brestyan's	X	229.250	41.750 9	35.150 32	38.150 31T	40.000 22	37.600 31	36.600 29
28	Bart Conner	X	228.700	40.600 19	36.600 19T	36.400 39	38.750 34	39.300 14T	37.050 20T
29	AirTime	X	227.750	39.600 29	36.550 21	37.050 38	41.350 9	38.650 20	34.550 40
30	Paragon - VA	X	227.500	39.750 26	36.700 17T	38.650 24	37.700 38	37.700 30	37.000 22
31	Danik Gymnastics	X	227.200	39.350 30T	33.000 44T	40.300 14	36.850 43	39.950 8	37.750 14
32	St. Charles	X	225.850	40.300 21	33.000 44T	38.950 22	39.950 23	37.550 32	36.100 32
33	Capital - VA	X	225.650	39.300 32T	34.900 34	37.100 37	41.050 13T	36.600 39	36.700 26T
34	Cobb Challengers	X	224.900	40.150 22T	34.150 37	40.050 16T	36.350 45	37.150 34	37.050 20T

2017 JO Men's Nationals

Team Results

May 11-14, 2017

Rank	Gym	Team	Score						
35	SCEGA	X	223.300	38.950 36T	33.150 42T	38.300 29	41.300 10	35.350 43	36.250 31
36	Daggett's	X	223.200	38.400 42	31.900 47	37.800 34	42.500 3	37.950 27T	34.650 39
37	Triad Gymnastics	X	223.000	41.700 10	32.550 46	37.350 36	39.400 30T	36.450 40	35.550 35
38	Ridgewood Gymnastics	X	220.700	38.550 41	33.900 38	37.400 35	36.900 42	38.000 26	35.950 34
39	Michigan Academy	X	219.800	37.450 44	36.150 23	38.550 26T	37.050 41	35.400 42	35.200 36
40	Nebraska SOG	X	219.000	38.950 36T	35.750 26	35.600 41T	39.500 29	34.850 45	34.350 41
41	Hot Shots - NY	X	218.550	39.350 30T	35.550 30	34.050 43	37.150 40	36.400 41	36.050 33
42	Armory	X	218.050	39.300 32T	31.500 48	36.150 40	40.250 21	36.850 37	34.000 42
43	Twistars USA	X	213.300	37.150 45	35.900 25	31.950 45	36.400 44	36.900 36	35.000 37
44	Fuzion Gymnastics	X	212.300	38.750 38	33.150 42T	32.750 44	38.700 35T	35.300 44	33.650 44
45	Queen City	X	210.950	37.700 43	33.250 41	35.600 41T	37.300 39	33.500 46	33.600 45
46	Acro Tex	X	168.000	25.300 47	37.900 6T	27.250 46	26.800 47	26.100 47	24.650 48
47	TAGS South	X	163.350	25.100 48	23.100 50	23.650 49	27.750 46	37.800 29	25.950 46
48	Sterling - MA	X	162.700	28.600 46	33.750 39	24.900 47	25.750 48	24.550 49	25.150 47
49	G. USA	X	147.550	24.500 49	24.600 49	24.650 48	25.550 49	25.150 48	23.100 49
50	Mass Elite	X	36.250	0.000 50	36.250 22	0.000 50	0.000 50	0.000 50	0.000 50