

2017 Mens JO Finals

Meet Results - Multi







May 13-14, 2017

Page: 1
Printed: 5/14/2017 6:21:48 PM

Men / 9 / 14 years

Session: 109

Judge's Signatures

| Rank | Num | Name/Gym | |  |  |  |  |  |  | AA |
|--------------------------------|------|------------------------------------|---------|---|---|---|---|---|---|----------|
| 1 | 9243 | Matthew Romalia 5280 Gymnastics | Prelims | Final: 13.050 | 12.500 | 13.150 | 13.400 | 13.050 | 12.550 | 77.700 |
| | | | | D/E: 4.5 / 8.850 | 3.2 / 9.300 | 3.9 / 9.250 | 4.0 / 9.400 | 3.6 / 9.450 | 3.3 / 9.250 | ND: -0.3 |
| | | | Finals | Final: 13.600 | 11.900 | 13.150 | 13.700 | 13.250 | 12.400 | 78.000 |
| | | | | D/E: 4.6 / 9.000 | 3.1 / 8.800 | 3.7 / 9.450 | 4.0 / 9.700 | 3.6 / 9.650 | 3.2 / 9.200 | ND: |
| Combined Total: 155.700 | | | | | | | | | | |
| 2 | 9220 | Ian Dinmore Paragon - VA | Prelims | Final: 13.150 | 12.400 | 12.250 | 12.750 | 13.000 | 12.200 | 75.750 |
| | | | | D/E: 3.8 / 9.350 | 3.7 / 8.700 | 3.4 / 8.850 | 4.0 / 8.750 | 3.5 / 9.500 | 3.3 / 8.900 | ND: |
| | | | Finals | Final: 13.550 | 11.900 | 12.150 | 12.900 | 12.800 | 11.300 | 74.600 |
| | | | | D/E: 3.9 / 9.650 | 3.4 / 8.500 | 3.4 / 8.750 | 4.0 / 8.900 | 3.5 / 9.300 | 3.1 / 8.200 | ND: |
| Combined Total: 150.350 | | | | | | | | | | |
| 3 | 9246 | Caden Spencer Bozhi's Gym Nest | Prelims | Final: 12.750 | 11.300 | 11.850 | 13.400 | 12.500 | 12.900 | 74.700 |
| | | | | D/E: 4.3 / 8.450 | 3.2 / 8.100 | 3.4 / 8.750 | 4.1 / 9.300 | 3.4 / 9.100 | 3.7 / 9.200 | ND: -0.3 |
| | | | Finals | Final: 14.100 | 10.600 | 11.750 | 13.350 | 12.850 | 12.500 | 75.150 |
| | | | | D/E: 4.6 / 9.500 | 3.2 / 7.400 | 3.6 / 8.450 | 4.1 / 9.250 | 3.5 / 9.350 | 3.6 / 8.900 | ND: -0.3 |
| Combined Total: 149.850 | | | | | | | | | | |
| 4 | 9228 | Andrew Kasper Premier - Oswego | Prelims | Final: 13.300 | 12.650 | 11.500 | 12.950 | 12.400 | 11.950 | 74.750 |
| | | | | D/E: 3.9 / 9.400 | 4.0 / 8.650 | 3.4 / 8.100 | 4.0 / 8.950 | 3.3 / 9.100 | 3.3 / 8.650 | ND: |
| | | | Finals | Final: 13.100 | 12.200 | 11.850 | 11.600 | 12.700 | 11.900 | 73.350 |
| | | | | D/E: 4.0 / 9.100 | 4.1 / 8.100 | 3.4 / 8.450 | 4.0 / 7.900 | 3.4 / 9.300 | 3.2 / 8.700 | ND: -0.3 |
| Combined Total: 148.100 | | | | | | | | | | |
| 5 | 9289 | Ajani Turner World Xtreme | Prelims | Final: 12.350 | 11.600 | 13.200 | 12.100 | 12.000 | 12.200 | 73.450 |
| | | | | D/E: 3.6 / 8.750 | 3.7 / 7.900 | 3.7 / 9.500 | 3.2 / 9.000 | 3.0 / 9.000 | 3.4 / 8.800 | ND: -0.1 |
| | | | Finals | Final: 13.100 | 11.150 | 12.850 | 12.450 | 12.550 | 11.900 | 74.000 |
| | | | | D/E: 3.5 / 9.600 | 3.7 / 7.450 | 3.8 / 9.350 | 3.2 / 9.250 | 3.1 / 9.450 | 3.5 / 8.400 | ND: -0.3 |
| Combined Total: 147.450 | | | | | | | | | | |
| 6 | 9217 | Alex Vandendries NEAG | Prelims | Final: 12.300 | 11.950 | 12.600 | 11.400 | 12.200 | 12.050 | 72.500 |
| | | | | D/E: 3.9 / 8.400 | 3.4 / 8.550 | 3.7 / 8.900 | 2.4 / 9.000 | 3.5 / 8.700 | 3.5 / 8.550 | ND: |
| | | | Finals | Final: 13.200 | 12.200 | 13.400 | 11.600 | 11.850 | 12.300 | 74.550 |
| | | | | D/E: 3.8 / 9.500 | 3.4 / 8.800 | 3.9 / 9.500 | 2.4 / 9.200 | 3.5 / 8.350 | 3.5 / 8.800 | ND: -0.1 |
| Combined Total: 147.050 | | | | | | | | | | |
| 7 | 9271 | Juanito Kresl Oregon Gymnastics | Prelims | Final: 13.400 | 10.700 | 11.450 | 12.000 | 12.800 | 12.800 | 73.150 |
| | | | | D/E: 4.2 / 9.200 | 3.4 / 7.300 | 2.2 / 9.550 | 2.8 / 9.200 | 3.4 / 9.400 | 3.6 / 9.200 | ND: -0.3 |
| | | | Finals | Final: 13.500 | 10.700 | 11.700 | 11.800 | 13.100 | 12.450 | 73.250 |
| | | | | D/E: 4.2 / 9.300 | 3.4 / 7.300 | 2.3 / 9.700 | 2.8 / 9.000 | 3.5 / 9.600 | 3.5 / 8.950 | ND: -0.3 |
| Combined Total: 146.400 | | | | | | | | | | |

2017 Mens JO Finals

Meet Results - Multi







May 13-14, 2017

Page: 2

Printed: 5/14/2017 6:21:48 PM

Men / 9 / 14 years

Session: 109

| Rank | Num | Name/Gym | |  |  |  |  |  |  | AA |
|--------------------------------|------|---|---------|---|---|---|---|---|---|--------|
| 8 | 9214 | Maksim Farkhadau Lake Shore Academy | Prelims | Final: 13.300 | 12.700 | 11.450 | 11.550 | 12.050 | 12.200 | 73.250 |
| | | | | D/E: 4.0 / 9.300 | 4.0 / 8.700 | 4.1 / 7.350 | 2.4 / 9.150 | 3.5 / 8.550 | 3.3 / 8.900 | ND: |
| | | | Finals | Final: 12.650 | 11.800 | 13.250 | 11.400 | 11.950 | 11.950 | 73.000 |
| | | | | D/E: 4.0 / 8.650 | 4.0 / 7.800 | 4.2 / 9.050 | 2.4 / 9.000 | 3.5 / 8.450 | 3.2 / 8.750 | ND: |
| Combined Total: 146.250 | | | | | | | | | | |
| 9 | 9230 | Noah Dhaliwal Surgents Elite | Prelims | Final: 12.400 | 11.950 | 12.600 | 11.100 | 12.900 | 11.450 | 72.400 |
| | | | | D/E: 3.4 / 9.000 | 3.8 / 8.150 | 3.9 / 8.700 | 2.4 / 8.700 | 3.7 / 9.200 | 3.3 / 8.150 | ND: |
| | | | Finals | Final: 12.450 | 11.850 | 12.450 | 11.550 | 13.500 | 11.900 | 73.700 |
| | | | | D/E: 3.4 / 9.050 | 3.8 / 8.050 | 4.0 / 8.450 | 2.5 / 9.050 | 3.8 / 9.700 | 3.3 / 8.600 | ND: |
| Combined Total: 146.100 | | | | | | | | | | |
| 10 | 9237 | Derek Schlagenhauf Xtreme Altitude | Prelims | Final: 13.550 | 11.650 | 11.800 | 11.950 | 12.000 | 11.850 | 72.800 |
| | | | | D/E: 4.2 / 9.350 | 3.0 / 8.650 | 3.4 / 8.700 | 3.2 / 8.750 | 3.4 / 8.600 | 3.3 / 8.550 | ND: |
| | | | Finals | Final: 13.300 | 11.250 | 12.300 | 12.300 | 12.200 | 11.700 | 73.050 |
| | | | | D/E: 4.1 / 9.200 | 2.8 / 8.450 | 3.5 / 9.100 | 3.3 / 9.000 | 3.3 / 8.900 | 3.2 / 8.500 | ND: |
| Combined Total: 145.850 | | | | | | | | | | |
| 11T | 9251 | Christopher Hiser Daggett's | Prelims | Final: 12.300 | 11.250 | 12.800 | 13.000 | 12.200 | 10.000 | 71.550 |
| | | | | D/E: 4.0 / 8.300 | 2.9 / 8.350 | 3.8 / 9.000 | 4.0 / 9.000 | 3.4 / 8.800 | 2.3 / 7.700 | ND: |
| | | | Finals | Final: 13.700 | 11.200 | 12.000 | 12.750 | 12.850 | 11.750 | 74.250 |
| | | | | D/E: 4.3 / 9.400 | 2.9 / 8.300 | 3.8 / 8.200 | 4.0 / 8.850 | 3.6 / 9.250 | 3.2 / 8.550 | ND: |
| Combined Total: 145.800 | | | | | | | | | | |
| 11T | 9259 | Joshua Henry-Price Fairland Gymnastics | Prelims | Final: 12.300 | 11.800 | 12.050 | 12.650 | 11.300 | 11.850 | 71.950 |
| | | | | D/E: 3.8 / 8.500 | 3.6 / 8.200 | 3.6 / 8.450 | 4.0 / 8.650 | 3.7 / 7.600 | 3.4 / 8.450 | ND: |
| | | | Finals | Final: 12.500 | 11.900 | 12.700 | 12.750 | 11.650 | 12.350 | 73.850 |
| | | | | D/E: 3.8 / 8.700 | 3.6 / 8.300 | 3.9 / 8.800 | 4.0 / 8.750 | 3.3 / 8.350 | 3.4 / 8.950 | ND: |
| Combined Total: 145.800 | | | | | | | | | | |
| 13 | 9194 | Jacob Becchetti Aspire | Prelims | Final: 12.800 | 11.500 | 12.100 | 11.900 | 12.550 | 11.800 | 72.650 |
| | | | | D/E: 3.7 / 9.100 | 3.6 / 7.900 | 3.6 / 8.500 | 3.2 / 8.700 | 3.2 / 9.350 | 3.1 / 8.700 | ND: |
| | | | Finals | Final: 12.900 | 11.600 | 12.300 | 11.900 | 12.700 | 11.650 | 73.050 |
| | | | | D/E: 3.6 / 9.300 | 3.6 / 8.000 | 3.8 / 8.500 | 3.2 / 8.700 | 3.2 / 9.500 | 3.1 / 8.550 | ND: |
| Combined Total: 145.700 | | | | | | | | | | |
| 14 | 9225 | Michael Baren Premier - Oswego | Prelims | Final: 13.100 | 11.450 | 12.400 | 11.700 | 13.200 | 11.700 | 73.550 |
| | | | | D/E: 4.1 / 9.000 | 3.3 / 8.150 | 3.5 / 8.900 | 3.2 / 8.500 | 3.9 / 9.300 | 2.4 / 9.300 | ND: |
| | | | Finals | Final: 13.200 | 9.600 | 12.000 | 12.150 | 12.800 | 11.900 | 71.650 |
| | | | | D/E: 4.1 / 9.100 | 3.2 / 6.400 | 3.3 / 8.700 | 3.2 / 8.950 | 3.6 / 9.200 | 2.4 / 9.500 | ND: |
| Combined Total: 145.200 | | | | | | | | | | |

2017 Mens JO Finals

Meet Results - Multi







May 13-14, 2017

Page: 3

Printed: 5/14/2017 6:21:48 PM

Men / 9 / 14 years

Session: 109

| Rank | Num | Name/Gym | |  |  |  |  |  |  | AA |
|--------------------------------|------|--|---------|---|---|---|---|---|---|----------|
| 15 | 9198 | Christopher Scales Cal Sports- Race St. | Prelims | Final: 12.800 | 11.600 | 11.850 | 12.650 | 11.750 | 11.700 | 72.350 |
| | | | | D/E: 3.6 / 9.200 | 3.4 / 8.200 | 3.8 / 8.050 | 3.2 / 9.450 | 3.7 / 8.050 | 3.2 / 8.500 | ND: |
| | | | Finals | Final: 12.900 | 11.900 | 11.400 | 12.400 | 12.300 | 11.500 | 72.400 |
| | | | | D/E: 3.7 / 9.200 | 3.4 / 8.500 | 3.8 / 7.600 | 3.3 / 9.100 | 3.7 / 8.600 | 3.1 / 8.400 | ND: |
| Combined Total: 144.750 | | | | | | | | | | |
| 16 | 9247 | Joshua Pinzour Buffalo Grove | Prelims | Final: 13.050 | 11.800 | 12.450 | 11.900 | 12.700 | 11.050 | 72.950 |
| | | | | D/E: 3.7 / 9.350 | 3.7 / 8.100 | 3.6 / 9.150 | 2.8 / 9.100 | 3.4 / 9.300 | 2.6 / 8.450 | ND: -0.3 |
| | | | Finals | Final: 12.900 | 11.600 | 12.400 | 11.750 | 12.000 | 11.100 | 71.750 |
| | | | | D/E: 3.6 / 9.300 | 3.7 / 7.900 | 3.6 / 9.100 | 2.8 / 8.950 | 3.2 / 8.800 | 2.6 / 8.500 | ND: -0.3 |
| Combined Total: 144.700 | | | | | | | | | | |
| 17 | 9218 | Zachary English Palmetto Gymnastics | Prelims | Final: 12.600 | 10.150 | 12.700 | 12.250 | 12.500 | 11.550 | 71.750 |
| | | | | D/E: 3.7 / 8.900 | 2.8 / 7.350 | 4.0 / 8.700 | 3.2 / 9.050 | 3.2 / 9.300 | 3.4 / 8.150 | ND: |
| | | | Finals | Final: 13.000 | 10.850 | 12.750 | 12.300 | 12.100 | 11.850 | 72.850 |
| | | | | D/E: 3.9 / 9.100 | 3.1 / 7.750 | 4.0 / 8.750 | 3.2 / 9.100 | 3.2 / 8.900 | 3.5 / 8.350 | ND: |
| Combined Total: 144.600 | | | | | | | | | | |
| 18 | 9241 | Dante Harmes Acros Gymnastics | Prelims | Final: 13.350 | 11.050 | 11.600 | 12.650 | 11.750 | 10.800 | 71.200 |
| | | | | D/E: 4.0 / 9.350 | 3.5 / 7.550 | 3.2 / 8.400 | 3.2 / 9.450 | 3.4 / 8.350 | 2.0 / 8.800 | ND: |
| | | | Finals | Final: 13.450 | 12.050 | 12.400 | 12.500 | 12.500 | 10.150 | 73.050 |
| | | | | D/E: 4.1 / 9.350 | 3.6 / 8.450 | 3.3 / 9.100 | 3.2 / 9.300 | 3.5 / 9.000 | 2.0 / 8.150 | ND: |
| Combined Total: 144.250 | | | | | | | | | | |
| 19 | 9282 | Davio Badalamenti Upper Merion | Prelims | Final: 12.800 | 11.500 | 11.950 | 12.100 | 12.050 | 11.600 | 72.000 |
| | | | | D/E: 3.8 / 9.000 | 3.0 / 8.500 | 3.6 / 8.350 | 3.2 / 8.900 | 3.4 / 8.650 | 3.3 / 8.300 | ND: |
| | | | Finals | Final: 12.600 | 11.100 | 11.950 | 12.100 | 12.450 | 11.900 | 72.100 |
| | | | | D/E: 3.8 / 8.800 | 3.0 / 8.100 | 3.5 / 8.450 | 3.2 / 8.900 | 3.4 / 9.050 | 3.3 / 8.600 | ND: |
| Combined Total: 144.100 | | | | | | | | | | |
| 20 | 9250 | Marcel Aguirre Cypress Academy | Prelims | Final: 13.400 | 10.300 | 12.200 | 13.000 | 12.300 | 11.150 | 72.350 |
| | | | | D/E: 4.2 / 9.200 | 3.2 / 7.100 | 3.6 / 8.600 | 4.0 / 9.000 | 3.3 / 9.000 | 2.8 / 8.350 | ND: |
| | | | Finals | Final: 12.400 | 10.450 | 12.050 | 13.000 | 12.350 | 11.350 | 71.600 |
| | | | | D/E: 4.2 / 8.200 | 3.3 / 7.150 | 3.6 / 8.450 | 4.0 / 9.000 | 3.3 / 9.050 | 2.9 / 8.450 | ND: |
| Combined Total: 143.950 | | | | | | | | | | |
| 21 | 9257 | Geryk Garcia Eagles Wings | Prelims | Final: 12.400 | 11.350 | 11.950 | 12.300 | 12.600 | 11.750 | 72.350 |
| | | | | D/E: 3.5 / 8.900 | 3.0 / 8.350 | 3.3 / 8.950 | 3.2 / 9.100 | 3.2 / 9.400 | 3.1 / 8.650 | ND: -0.3 |
| | | | Finals | Final: 12.350 | 10.900 | 11.500 | 12.450 | 12.400 | 11.800 | 71.400 |
| | | | | D/E: 3.6 / 8.750 | 3.0 / 7.900 | 3.3 / 8.500 | 3.2 / 9.250 | 3.1 / 9.300 | 3.1 / 8.700 | ND: -0.3 |
| Combined Total: 143.750 | | | | | | | | | | |

2017 Mens JO Finals

Meet Results - Multi







May 13-14, 2017

Page: 4

Printed: 5/14/2017 6:21:48 PM

Men / 9 / 14 years

Session: 109

| Rank | Num | Name/Gym | |  |  |  |  |  |  | AA |
|------------------------|------|---------------------------------------|---------|---|---|---|---|---|---|----------------|
| 22 | 9204 | Logan Schmitt Geist Sports Academy | Prelims | Final: 13.100 | 11.600 | 11.450 | 10.650 | 11.950 | 11.350 | 70.100 |
| | | | | D/E: 3.8 / 9.300 | 3.4 / 8.200 | 3.9 / 7.550 | 2.2 / 8.450 | 3.6 / 8.350 | 3.3 / 8.050 | ND: |
| | | | Finals | Final: 13.100 | 12.100 | 12.350 | 11.250 | 12.900 | 11.700 | 73.400 |
| | | | | D/E: 3.8 / 9.300 | 3.5 / 8.600 | 3.9 / 8.450 | 2.4 / 8.850 | 4.0 / 8.900 | 3.2 / 8.500 | ND: |
| <u>Combined Total:</u> | | | | | | | | | | <u>143.500</u> |
| 23 | 9219 | Josh Wornell NEAG | Prelims | Final: 12.400 | 11.850 | 12.400 | 11.850 | 12.150 | 11.150 | 71.800 |
| | | | | D/E: 3.6 / 8.800 | 3.3 / 8.550 | 3.6 / 9.100 | 2.4 / 9.450 | 3.2 / 8.950 | 2.5 / 8.650 | ND: -0.3 |
| | | | Finals | Final: 12.800 | 11.500 | 12.000 | 11.750 | 12.200 | 11.100 | 71.350 |
| | | | | D/E: 3.6 / 9.200 | 3.3 / 8.200 | 3.4 / 8.900 | 2.4 / 9.350 | 3.2 / 9.000 | 2.4 / 8.700 | ND: -0.3 |
| <u>Combined Total:</u> | | | | | | | | | | <u>143.150</u> |
| 24 | 9252 | Kaleb Osborne Daggett's | Prelims | Final: 12.800 | 11.250 | 12.450 | 11.550 | 12.700 | 11.250 | 72.000 |
| | | | | D/E: 3.8 / 9.000 | 3.2 / 8.050 | 3.2 / 9.250 | 2.8 / 8.750 | 3.5 / 9.200 | 3.4 / 7.850 | ND: |
| | | | Finals | Final: 13.000 | 9.200 | 12.550 | 11.400 | 12.750 | 12.200 | 71.100 |
| | | | | D/E: 3.9 / 9.100 | 3.2 / 6.000 | 3.2 / 9.350 | 2.8 / 8.600 | 3.5 / 9.250 | 3.4 / 8.800 | ND: |
| <u>Combined Total:</u> | | | | | | | | | | <u>143.100</u> |
| 25 | 9200 | Zachary Gilbaugh Eyas Gymnastics | Prelims | Final: 12.750 | 10.400 | 12.200 | 11.950 | 12.100 | 11.600 | 71.000 |
| | | | | D/E: 4.3 / 8.450 | 3.0 / 7.400 | 3.5 / 9.000 | 2.8 / 9.150 | 3.2 / 8.900 | 2.2 / 9.400 | ND: -0.3 |
| | | | Finals | Final: 12.950 | 9.950 | 12.500 | 12.250 | 12.750 | 11.400 | 71.800 |
| | | | | D/E: 4.3 / 8.650 | 2.8 / 7.150 | 3.6 / 8.900 | 2.8 / 9.450 | 3.4 / 9.350 | 2.2 / 9.200 | ND: |
| <u>Combined Total:</u> | | | | | | | | | | <u>142.800</u> |
| 26 | 9232 | Bryan Woffinden Thornton's | Prelims | Final: 13.400 | 11.500 | 12.200 | 12.600 | 12.550 | 11.150 | 73.400 |
| | | | | D/E: 4.2 / 9.200 | 3.9 / 7.600 | 3.6 / 8.600 | 4.0 / 8.600 | 3.7 / 8.850 | 2.8 / 8.350 | ND: |
| | | | Finals | Final: 12.350 | 9.150 | 11.950 | 12.950 | 11.950 | 10.950 | 69.300 |
| | | | | D/E: 4.0 / 8.350 | 3.7 / 5.450 | 3.7 / 8.250 | 4.0 / 8.950 | 3.6 / 8.350 | 2.7 / 8.250 | ND: |
| <u>Combined Total:</u> | | | | | | | | | | <u>142.700</u> |
| 27 | 9288 | Ettore Panzanaro World Cup | Prelims | Final: 13.000 | 11.850 | 11.650 | 11.150 | 11.550 | 12.050 | 71.250 |
| | | | | D/E: 3.3 / 9.700 | 3.0 / 8.850 | 3.4 / 8.250 | 2.2 / 8.950 | 3.4 / 8.150 | 3.2 / 8.850 | ND: |
| | | | Finals | Final: 12.400 | 11.450 | 11.950 | 11.300 | 12.800 | 10.850 | 70.750 |
| | | | | D/E: 3.2 / 9.200 | 3.0 / 8.450 | 3.4 / 8.550 | 2.2 / 9.100 | 3.6 / 9.200 | 3.1 / 7.750 | ND: |
| <u>Combined Total:</u> | | | | | | | | | | <u>142.000</u> |
| 28 | 9261 | Brandan Gladkoff GymJam | Prelims | Final: 12.800 | 11.600 | 11.900 | 11.400 | 10.950 | 11.450 | 70.100 |
| | | | | D/E: 4.3 / 8.500 | 3.1 / 8.500 | 3.3 / 8.600 | 3.2 / 8.200 | 3.3 / 7.650 | 2.9 / 8.550 | ND: |
| | | | Finals | Final: 13.200 | 11.300 | 12.100 | 12.200 | 11.600 | 11.250 | 71.650 |
| | | | | D/E: 4.1 / 9.100 | 3.1 / 8.200 | 3.3 / 8.800 | 3.2 / 9.000 | 3.4 / 8.200 | 2.8 / 8.450 | ND: |
| <u>Combined Total:</u> | | | | | | | | | | <u>141.750</u> |

2017 Mens JO Finals

Meet Results - Multi







May 13-14, 2017

Page: 5

Printed: 5/14/2017 6:21:48 PM

Men / 9 / 14 years

Session: 109

| Rank | Num | Name/Gym |  |  |  |  |  |  | AA | |
|------|------|---|---|---|---|---|---|---|-------------|----------------|
| 29 | 9285 | Dominic Pozo Upper Merion | Prelims | Final: 13.200 | 11.050 | 11.200 | 12.300 | 12.050 | 11.550 | 71.350 |
| | | | | D/E: 4.3 / 8.900 | 3.0 / 8.050 | 2.6 / 8.600 | 3.2 / 9.100 | 3.4 / 8.650 | 3.2 / 8.350 | ND: |
| | | | Finals | Final: 12.950 | 11.000 | 11.150 | 12.300 | 10.900 | 11.650 | 69.950 |
| | | | | D/E: 4.3 / 8.650 | 2.7 / 8.300 | 2.6 / 8.550 | 3.2 / 9.100 | 3.4 / 7.500 | 3.1 / 8.550 | ND: |
| | | | | <u>Combined Total:</u> | | | | | | <u>141.300</u> |
| 30 | 9207 | Major Bain GymTek - TN | Prelims | Final: 12.350 | 10.900 | 11.500 | 12.150 | 12.250 | 11.600 | 70.750 |
| | | | | D/E: 3.5 / 8.850 | 2.5 / 8.400 | 3.2 / 8.600 | 3.2 / 8.950 | 3.3 / 8.950 | 2.4 / 9.200 | ND: -0.3 |
| | | | Finals | Final: 12.500 | 11.100 | 11.600 | 11.500 | 12.150 | 11.450 | 70.300 |
| | | | | D/E: 3.5 / 9.000 | 3.1 / 8.000 | 3.3 / 8.600 | 3.2 / 8.300 | 3.3 / 8.850 | 2.4 / 9.050 | ND: -0.3 |
| | | | | <u>Combined Total:</u> | | | | | | <u>141.050</u> |
| 31T | 9239 | Lucas Burge 5280 Gymnastics | Prelims | Final: 13.350 | 10.250 | 11.900 | 11.250 | 12.600 | 11.200 | 70.550 |
| | | | | D/E: 4.1 / 9.250 | 3.3 / 6.950 | 3.8 / 8.100 | 2.4 / 8.850 | 3.0 / 9.600 | 2.4 / 8.800 | ND: |
| | | | Finals | Final: 13.150 | 10.000 | 12.300 | 11.250 | 12.300 | 11.400 | 70.400 |
| | | | | D/E: 4.1 / 9.050 | 3.3 / 6.700 | 3.5 / 8.800 | 2.4 / 8.850 | 2.9 / 9.400 | 2.4 / 9.000 | ND: |
| | | | | <u>Combined Total:</u> | | | | | | <u>140.950</u> |
| 31T | 9234 | Felipe Palacio US Gym - NJ | Prelims | Final: 12.000 | 11.400 | 12.350 | 11.300 | 12.550 | 11.400 | 71.000 |
| | | | | D/E: 3.7 / 8.300 | 3.9 / 7.500 | 4.1 / 8.250 | 2.2 / 9.100 | 3.9 / 8.650 | 3.2 / 8.200 | ND: |
| | | | Finals | Final: 12.800 | 12.400 | 12.450 | 11.400 | 11.600 | 9.300 | 69.950 |
| | | | | D/E: 3.8 / 9.000 | 3.9 / 8.500 | 4.2 / 8.250 | 2.2 / 9.200 | 3.9 / 7.700 | 3.2 / 6.100 | ND: |
| | | | | <u>Combined Total:</u> | | | | | | <u>140.950</u> |
| 33 | 9197 | Maxwell Taniguchi-King Cal Sports - GO | Prelims | Final: 11.700 | 12.650 | 11.200 | 12.200 | 12.000 | 11.200 | 70.950 |
| | | | | D/E: 4.0 / 8.000 | 3.9 / 8.750 | 3.6 / 7.600 | 3.2 / 9.000 | 3.6 / 8.400 | 2.5 / 8.700 | ND: -0.3 |
| | | | Finals | Final: 11.500 | 11.500 | 11.900 | 11.700 | 11.900 | 11.300 | 69.800 |
| | | | | D/E: 3.9 / 7.900 | 4.0 / 7.500 | 3.6 / 8.300 | 3.2 / 8.500 | 3.6 / 8.300 | 2.5 / 8.800 | ND: -0.3 |
| | | | | <u>Combined Total:</u> | | | | | | <u>140.750</u> |
| 34T | 9221 | Tyler Flowers Park Avenue | Prelims | Final: 12.500 | 10.300 | 10.850 | 12.000 | 12.500 | 12.000 | 70.150 |
| | | | | D/E: 3.7 / 8.800 | 2.4 / 7.900 | 2.6 / 8.550 | 3.2 / 8.800 | 3.3 / 9.200 | 3.0 / 9.000 | ND: -0.3 |
| | | | Finals | Final: 12.750 | 11.300 | 10.650 | 12.350 | 11.850 | 11.650 | 70.550 |
| | | | | D/E: 3.7 / 9.050 | 3.1 / 8.200 | 2.7 / 8.250 | 3.2 / 9.150 | 3.1 / 8.750 | 3.0 / 8.650 | ND: -0.3 |
| | | | | <u>Combined Total:</u> | | | | | | <u>140.700</u> |
| 34T | 9260 | Peter Hristozov First Coast | Prelims | Final: 12.950 | 11.900 | 11.750 | 11.300 | 12.050 | 10.800 | 70.750 |
| | | | | D/E: 3.7 / 9.250 | 3.2 / 8.700 | 3.7 / 8.050 | 2.4 / 8.900 | 3.2 / 8.850 | 3.3 / 7.500 | ND: |
| | | | Finals | Final: 12.900 | 11.700 | 11.400 | 11.450 | 11.800 | 10.700 | 69.950 |
| | | | | D/E: 3.7 / 9.200 | 3.2 / 8.500 | 3.9 / 7.500 | 2.4 / 9.050 | 3.2 / 8.600 | 2.6 / 8.100 | ND: |
| | | | | <u>Combined Total:</u> | | | | | | <u>140.700</u> |

2017 Mens JO Finals

Meet Results - Multi







May 13-14, 2017

Page: 6

Printed: 5/14/2017 6:21:48 PM

Men / 9 / 14 years

Session: 109

| Rank | Num | Name/Gym | |  |  |  |  |  |  | AA |
|--------------------------------|------|--|---------|---|---|---|---|---|---|---------------|
| 36 | 9263 | George Callanan International - OH | Prelims | Final: 13.300 | 10.900 | 10.850 | 11.800 | 12.400 | 11.250 | 70.500 |
| | | | | D/E: 4.3 / 9.000 | 2.6 / 8.300 | 2.7 / 8.450 | 3.2 / 8.600 | 3.4 / 9.000 | 2.6 / 8.650 | ND: -0.3 |
| | | | Finals | Final: 13.850 | 9.750 | 11.300 | 11.850 | 12.200 | 11.200 | 70.150 |
| | | | | D/E: 4.8 / 9.050 | 2.6 / 7.150 | 2.7 / 8.900 | 3.2 / 8.650 | 3.3 / 8.900 | 2.6 / 8.600 | ND: -0.3 |
| Combined Total: 140.650 | | | | | | | | | | |
| 37 | 9227 | Avery Walwyn Prairie Gymnastics | Prelims | Final: 12.600 | 11.850 | 11.900 | 10.700 | 12.000 | 11.600 | 70.650 |
| | | | | D/E: 3.5 / 9.100 | 3.7 / 8.150 | 3.3 / 8.600 | 2.4 / 8.300 | 3.0 / 9.000 | 3.3 / 8.300 | ND: |
| | | | Finals | Final: 12.350 | 12.050 | 11.300 | 10.700 | 12.350 | 11.200 | 69.950 |
| | | | | D/E: 3.4 / 8.950 | 3.7 / 8.350 | 3.3 / 8.000 | 2.4 / 8.300 | 3.1 / 9.250 | 3.2 / 8.000 | ND: |
| Combined Total: 140.600 | | | | | | | | | | |
| 38 | 9279 | Taye Walker Stanford | Prelims | Final: 13.000 | 11.100 | 12.050 | 11.250 | 11.650 | 11.500 | 70.550 |
| | | | | D/E: 3.9 / 9.100 | 3.2 / 7.900 | 3.3 / 9.050 | 2.8 / 8.450 | 3.3 / 8.350 | 3.3 / 8.200 | ND: -0.3 |
| | | | Finals | Final: 13.350 | 11.350 | 12.000 | 10.100 | 12.400 | 10.650 | 69.850 |
| | | | | D/E: 4.1 / 9.250 | 3.2 / 8.150 | 3.3 / 9.000 | 2.8 / 7.600 | 2.9 / 9.500 | 3.3 / 7.350 | ND: -0.3 -0.3 |
| Combined Total: 140.400 | | | | | | | | | | |
| 39 | 9278 | Kai Balala Technique Gymnastics | Prelims | Final: 13.350 | 10.350 | 11.150 | 11.350 | 12.650 | 11.800 | 70.650 |
| | | | | D/E: 3.7 / 9.650 | 3.4 / 6.950 | 2.5 / 8.950 | 2.4 / 8.950 | 3.4 / 9.250 | 3.2 / 8.600 | ND: -0.3 |
| | | | Finals | Final: 13.250 | 10.150 | 11.200 | 11.300 | 11.750 | 11.550 | 69.200 |
| | | | | D/E: 3.8 / 9.450 | 3.4 / 6.750 | 2.5 / 9.000 | 2.4 / 8.900 | 3.2 / 8.550 | 3.1 / 8.450 | ND: -0.3 |
| Combined Total: 139.850 | | | | | | | | | | |
| 40 | 9229 | Ian Gustafson Scamps | Prelims | Final: 12.600 | 12.000 | 11.200 | 11.350 | 11.950 | 11.200 | 70.300 |
| | | | | D/E: 3.4 / 9.200 | 2.7 / 9.300 | 2.6 / 8.900 | 2.4 / 8.950 | 3.3 / 8.650 | 3.1 / 8.100 | ND: -0.3 |
| | | | Finals | Final: 12.200 | 11.750 | 10.700 | 11.450 | 11.400 | 11.400 | 68.900 |
| | | | | D/E: 3.2 / 9.000 | 2.7 / 9.050 | 2.3 / 8.700 | 2.4 / 9.050 | 3.3 / 8.100 | 3.2 / 8.200 | ND: -0.3 |
| Combined Total: 139.200 | | | | | | | | | | |
| 41 | 9244 | Matthew Browne Atlanta SOG - Tucker | Prelims | Final: 12.000 | 11.650 | 12.900 | 11.500 | 10.850 | 11.550 | 70.450 |
| | | | | D/E: 4.0 / 8.000 | 3.1 / 8.550 | 3.9 / 9.000 | 2.8 / 9.000 | 3.2 / 7.650 | 2.6 / 8.950 | ND: -0.3 |
| | | | Finals | Final: 10.850 | 11.400 | 12.050 | 10.650 | 11.000 | 11.650 | 67.600 |
| | | | | D/E: 3.8 / 7.150 | 3.2 / 8.200 | 3.9 / 8.150 | 2.8 / 7.850 | 3.2 / 7.800 | 2.6 / 9.050 | ND: -0.1 |
| Combined Total: 138.050 | | | | | | | | | | |
| 42 | 9274 | Haden Ray Ridgewood Gymnastics | Prelims | Final: 13.000 | 11.000 | 11.750 | 11.400 | 11.900 | 11.300 | 70.350 |
| | | | | D/E: 3.7 / 9.300 | 3.2 / 7.800 | 2.7 / 9.350 | 2.4 / 9.000 | 3.2 / 8.700 | 2.4 / 8.900 | ND: -0.3 |
| | | | Finals | Final: 12.500 | 7.950 | 11.400 | 11.650 | 11.600 | 11.350 | 66.450 |
| | | | | D/E: 3.6 / 8.900 | 2.3 / 5.650 | 2.6 / 9.100 | 2.5 / 9.150 | 3.2 / 8.400 | 2.4 / 8.950 | ND: -0.3 |
| Combined Total: 136.800 | | | | | | | | | | |

2017 Mens JO Finals

Meet Results - Multi







May 13-14, 2017

Page: 7

Printed: 5/14/2017 6:21:49 PM

Men / 9 / 14 years

Session: 109

| Rank | Num | Name/Gym | |  |  |  |  |  |  | AA |
|------|------|-------------------------------------|---------|---|---|---|---|---|---|-------------------------------|
| 43 | 9192 | Jackson FX,V, Harrison Aim High | Prelims | Final: 13.650 | 7.900 | 12.250 | 13.250 | 10.750 | 11.650 | 69.450 |
| | | | | D/E: 4.7 / 8.950 | 2.9 / 5.000 | 3.3 / 9.250 | 4.0 / 9.250 | 3.1 / 7.650 | 3.3 / 8.350 | ND: |
| | | | Finals | Final: 13.500 | 0.000 | 0.000 | 13.450 | 0.000 | 0.000 | 26.950 |
| | | | | D/E: 4.6 / 8.900 | | | 4.4 / 9.050 | | | |
| | | | | ND: | | | | | | |
| | | | | | | | | | | Combined Total: 96.400 |
| 44 | 9222 | Xavier V, Donnelly Paragon - VA | Prelims | Final: 12.300 | 11.050 | 10.850 | 13.050 | 11.100 | 11.300 | 69.650 |
| | | | | D/E: 3.6 / 8.700 | 3.0 / 8.050 | 3.0 / 8.150 | 4.0 / 9.050 | 3.3 / 7.800 | 3.2 / 8.100 | ND: |
| | | | Finals | Final: 0.000 | 0.000 | 0.000 | 13.200 | 0.000 | 0.000 | 13.200 |
| | | | | D/E: | | | 4.0 / 9.200 | | | |
| | | | | ND: | | | | | | |
| | | | | | | | | | | Combined Total: 82.850 |
| 45 | 9245 | Judah SR, Wolfe Blaze Gymnastics | Prelims | Final: 12.350 | 10.100 | 12.900 | 11.200 | 11.300 | 11.800 | 69.650 |
| | | | | D/E: 3.7 / 8.650 | 2.2 / 7.900 | 3.8 / 9.400 | 2.4 / 8.800 | 3.1 / 8.200 | 3.2 / 8.600 | ND: |
| | | | Finals | Final: 0.000 | 0.000 | 12.900 | 0.000 | 0.000 | 0.000 | 12.900 |
| | | | | D/E: | | 3.8 / 9.400 | | | | |
| | | | | ND: | | -0.3 | | | | |
| | | | | | | | | | | Combined Total: 82.550 |
| 46 | 9199 | Brandon HB, Hart DeVeau's | Prelims | Final: 12.900 | 9.550 | 11.500 | 11.000 | 12.550 | 12.250 | 69.750 |
| | | | | D/E: 3.8 / 9.100 | 2.8 / 6.750 | 2.6 / 9.200 | 2.4 / 8.600 | 3.3 / 9.250 | 3.2 / 9.050 | ND: |
| | | | Finals | Final: 0.000 | 0.000 | 0.000 | 0.000 | 0.000 | 12.550 | 12.550 |
| | | | | D/E: | | | | | 3.2 / 9.350 | |
| | | | | ND: | | | | | | |
| | | | | | | | | | | Combined Total: 82.300 |
| 47 | 9248 | Caden FX, Peacock Champion - TX | Prelims | Final: 13.600 | 11.750 | 11.950 | 11.250 | 10.850 | 9.600 | 69.000 |
| | | | | D/E: 4.1 / 9.500 | 3.4 / 8.350 | 3.4 / 8.850 | 2.4 / 8.850 | 3.2 / 7.650 | 2.6 / 7.000 | ND: |
| | | | Finals | Final: 13.000 | 0.000 | 0.000 | 0.000 | 0.000 | 0.000 | 13.000 |
| | | | | D/E: 4.0 / 9.000 | | | | | | |
| | | | | ND: | | | | | | |
| | | | | | | | | | | Combined Total: 82.000 |
| 48 | 9240 | Jacob FX, Busby Acro Tex | Prelims | Final: 13.500 | 10.250 | 12.500 | 11.250 | 10.200 | 11.000 | 68.700 |
| | | | | D/E: 4.0 / 9.500 | 3.1 / 7.150 | 3.9 / 8.600 | 2.8 / 8.450 | 3.4 / 6.800 | 3.5 / 7.500 | ND: |
| | | | Finals | Final: 13.250 | 0.000 | 0.000 | 0.000 | 0.000 | 0.000 | 13.250 |
| | | | | D/E: 3.9 / 9.350 | | | | | | |
| | | | | ND: | | | | | | |
| | | | | | | | | | | Combined Total: 81.950 |
| 49 | 9268 | Camden PB, Nieman Nova - TX | Prelims | Final: 11.850 | 11.300 | 11.150 | 10.950 | 12.800 | 11.100 | 69.150 |
| | | | | D/E: 3.7 / 8.150 | 3.0 / 8.300 | 2.7 / 8.750 | 2.4 / 8.650 | 3.4 / 9.400 | 2.8 / 8.300 | ND: |
| | | | Finals | Final: 0.000 | 0.000 | 0.000 | 0.000 | 11.900 | 0.000 | 11.900 |
| | | | | D/E: | | | | 3.3 / 8.600 | | |
| | | | | ND: | | | | | | |
| | | | | | | | | | | Combined Total: 81.050 |