

# 2017 JO Men's Nationals

## Meet Results

May 11-14, 2017







Page: 1

Printed: 5/11/2017 5:16 PM

Men / 10 / Age 18

Session: 1SR,2SR

Judge's Signatures







| Rank | Num  | Name           | Gym                | Diff          |  |  |  |  |  |  | AA |
|------|------|----------------|--------------------|---------------|---|---|---|---|---|---|----|
| 1    | 2247 | Colton Dee     | Danik Gymnastics   | Diff: 5.200   | 4.200   | 5.100   | 4.600   | 4.700   | 4.400   |   |    |
|      |      |                |                    | Exec: 8.250   | 7.350   | 8.750   | 8.800   | 9.100   | 8.850   |   |    |
|      |      |                |                    | ND:           |   |   |   |   |   |   |    |
|      |      |                |                    | Final: 13.450 | 11.550  | 13.850  | 13.400  | 13.800  | 13.250  | 79.300  | 1  |
|      |      |                |                    | Place: 19     | 23  | 3   | 11  | 1T  | 2   |   |    |
| 2    | 2222 | Zachary Peters | DeVeau's           | Diff: 6.100   | 3.400   | 4.500   | 5.300   | 3.600   | 3.100   |   |    |
|      |      |                |                    | Exec: 9.000   | 8.800   | 9.050   | 8.950   | 8.500   | 8.750   |   |    |
|      |      |                |                    | ND:           |   |   |   |   |   |   |    |
|      |      |                |                    | Final: 15.100 | 12.200  | 13.550  | 14.250  | 12.100  | 11.850  | 79.050  | 2  |
|      |      |                |                    | Place: 1      | 9T  | 6   | 2   | 24T   | 23*   |   |    |
| 3    | 2254 | Henry Meeker   | Mini-Hops          | Diff: 4.800   | 4.600   | 4.800   | 4.200   | 4.200   | 3.700   |   |    |
|      |      |                |                    | Exec: 8.900   | 7.350   | 8.250   | 9.500   | 9.100   | 8.600   |   |    |
|      |      |                |                    | ND:           |   |   |   |   |   |   |    |
|      |      |                |                    | Final: 13.700 | 11.950  | 13.050  | 13.700  | 13.300  | 12.300  | 78.000  | 3  |
|      |      |                |                    | Place: 13     | 16  | 9T  | 7   | 3   | 13T   |   |    |
| 4    | 2264 | Bryan Perla    | Sterling - MA      | Diff: 5.700   | 4.100   | 3.100   | 5.200   | 3.300   | 4.000   |   |    |
|      |      |                |                    | Exec: 9.250   | 7.950   | 9.050   | 8.950   | 9.200   | 8.450   |   |    |
|      |      |                |                    | ND:           |   | -0.300  |   |   |   |   |    |
|      |      |                |                    | Final: 14.950 | 12.050  | 11.850  | 14.150  | 12.500  | 12.450  | 77.950  | 4  |
|      |      |                |                    | Place: 2      | 13  | 36  | 4   | 14T   | 8T  |   |    |
| 5    | 2260 | Charlie Giles  | Premier - DG       | Diff: 4.900   | 4.900   | 3.900   | 5.400   | 3.800   | 4.000   |   |    |
|      |      |                |                    | Exec: 9.000   | 8.000   | 8.200   | 9.050   | 8.550   | 7.800   |   |    |
|      |      |                |                    | ND:           |   |   | -0.100  |   |   |   |    |
|      |      |                |                    | Final: 13.900 | 12.900  | 12.100  | 14.350  | 12.350  | 11.800  | 77.400  | 5  |
|      |      |                |                    | Place: 7*     | 2   | 29  | 1   | 20T   | 26T   |   |    |
| 6    | 2223 | Daniel Lee     | Desert Gymcats     | Diff: 5.100   | 3.600   | 4.200   | 4.000   | 4.400   | 4.200   |   |    |
|      |      |                |                    | Exec: 8.300   | 8.300   | 8.300   | 8.850   | 9.400   | 8.650   |   |    |
|      |      |                |                    | ND:           |   |   |   |   |   |   |    |
|      |      |                |                    | Final: 13.400 | 11.900  | 12.500  | 12.850  | 13.800  | 12.850  | 77.300  | 6  |
|      |      |                |                    | Place: 20T    | 17  | 20T   | 23  | 1T  | 4   |   |    |
| 7    | 2231 | Ryker Shaw     | Madison Gymnastics | Diff: 4.900   | 3.700   | 4.100   | 5.200   | 4.000   | 3.800   |   |    |
|      |      |                |                    | Exec: 8.600   | 8.050   | 8.950   | 8.400   | 8.800   | 8.550   |   |    |
|      |      |                |                    | ND:           |   |   |   |   |   |   |    |
|      |      |                |                    | Final: 13.500 | 11.750  | 13.050  | 13.600  | 12.800  | 12.350  | 77.050  | 7  |
|      |      |                |                    | Place: 17T    | 19T   | 9T  | 9   | 10*   | 11T   |   |    |
| 8    | 2240 | Justin Jepsen  | AirTime            | Diff: 4.100   | 4.200   | 3.500   | 4.200   | 3.700   | 2.800   |   |    |
|      |      |                |                    | Exec: 9.400   | 9.200   | 8.200   | 9.200   | 9.300   | 9.150   |   |    |
|      |      |                |                    | ND:           |   |   | -0.100  |   |   |   |    |
|      |      |                |                    | Final: 13.500 | 13.400  | 11.700  | 13.300  | 13.000  | 11.950  | 76.850  | 8  |
|      |      |                |                    | Place: 17T    | 1   | 38  | 15  | 5*  | 18T   |   |    |
| 9    | 2242 | Max Williams   | Aspire             | Diff: 4.700   | 3.100   | 3.800   | 4.200   | 4.000   | 4.300   |   |    |
|      |      |                |                    | Exec: 9.200   | 7.950   | 8.500   | 9.150   | 8.800   | 9.000   |   |    |
|      |      |                |                    | ND:           |   |   |   |   |   |   |    |
|      |      |                |                    | Final: 13.900 | 11.050  | 12.300  | 13.350  | 12.800  | 13.300  | 76.700  | 9  |
|      |      |                |                    | Place: 7T     | 27T   | 24T   | 12*   | 10*   | 1   |   |    |
| 10   | 2265 | Ian Creelman   | Surgents Elite     | Diff: 4.100   | 3.500   | 3.800   | 4.200   | 4.100   | 3.800   |   |    |
|      |      |                |                    | Exec: 9.100   | 8.850   | 8.850   | 8.650   | 9.000   | 8.750   |   |    |
|      |      |                |                    | ND:           |   |   | -0.100  |   |   |   |    |
|      |      |                |                    | Final: 13.200 | 12.350  | 12.650  | 12.750  | 13.100  | 12.550  | 76.600  | 10 |
|      |      |                |                    | Place: 24     | 6   | 16T   | 25T   | 4   | 6T  |   |    |

# 2017 JO Men's Nationals

## Meet Results

May 11-14, 2017

Page: 2  
 Printed: 5/11/2017 5:16 PM  
 Men / 10 / Age 18  
 Session: 1SR,2SR







| Rank | Num  | Name             | Gym                |        |  |  |  |  |  |  | AA     |
|------|------|------------------|--------------------|--------|---|---|---|---|---|---|--------|
| 11   | 2266 | Jacob Schroeder  | Swiss Turners      | Diff:  | 5.300   | 4.000   | 4.100   | 4.000   | 3.900   | 3.600   |        |
|      |      |                  |                    | Exec:  | 9.000   | 7.750   | 8.600   | 8.550   | 8.200   | 8.950   |        |
|      |      |                  |                    | ND:    |   |   |   |   |   |   |        |
|      |      |                  |                    | Final: | 14.300  | 11.750  | 12.700  | 12.550  | 12.100  | 12.550  | 75.950 |
|      |      |                  |                    | Place: | 4   | 19T   | 13T   | 28  | 24T   | 6T  | 11     |
| 12   | 2239 | Christopher Iram | Surgents Elite     | Diff:  | 3.900   | 4.000   | 4.500   | 4.200   | 3.300   | 3.100   |        |
|      |      |                  |                    | Exec:  | 9.500   | 8.000   | 8.200   | 9.150   | 9.150   | 8.750   |        |
|      |      |                  |                    | ND:    |   |   |   |   |   |   |        |
|      |      |                  |                    | Final: | 13.400  | 12.000  | 12.700  | 13.350  | 12.450  | 11.850  | 75.750 |
|      |      |                  |                    | Place: | 20T   | 14T   | 13T   | 12*   | 16T   | 23*   | 12     |
| 13   | 2261 | Emery Smith      | Premier - DG       | Diff:  | 5.000   | 4.100   | 3.900   | 4.000   | 3.200   | 3.100   |        |
|      |      |                  |                    | Exec:  | 9.200   | 8.400   | 8.600   | 8.500   | 8.800   | 8.900   |        |
|      |      |                  |                    | ND:    |   |   |   |   |   |   |        |
|      |      |                  |                    | Final: | 14.200  | 12.500  | 12.500  | 12.500  | 12.000  | 12.000  | 75.700 |
|      |      |                  |                    | Place: | 5   | 4T  | 20T   | 29  | 27  | 17  | 13     |
| 14   | 2250 | Kulani Taylor    | Great Northern     | Diff:  | 5.600   | 3.600   | 4.300   | 4.300   | 4.200   | 3.600   |        |
|      |      |                  |                    | Exec:  | 8.800   | 8.500   | 8.300   | 8.750   | 7.250   | 8.350   |        |
|      |      |                  |                    | ND:    |   |   |   |   |   |   |        |
|      |      |                  |                    | Final: | 14.400  | 12.100  | 12.600  | 13.050  | 11.450  | 11.950  | 75.550 |
|      |      |                  |                    | Place: | 3   | 12  | 19  | 17T   | 36T   | 18T   | 14     |
| 15   | 2253 | Cobey Pava       | Lake Shore Academy | Diff:  | 4.800   | 4.400   | 5.400   | 5.200   | 4.500   | 4.100   |        |
|      |      |                  |                    | Exec:  | 7.500   | 6.700   | 7.850   | 8.450   | 8.400   | 8.200   |        |
|      |      |                  |                    | ND:    |   |   |   |   |   |   |        |
|      |      |                  |                    | Final: | 12.300  | 11.100  | 13.250  | 13.650  | 12.900  | 12.300  | 75.500 |
|      |      |                  |                    | Place: | 38T   | 26  | 8   | 8   | 7T  | 13T   | 15     |
| 16   | 2255 | Noah Urwiler     | Nebraska SOG       | Diff:  | 4.400   | 4.700   | 4.500   | 4.300   | 4.000   | 4.000   |        |
|      |      |                  |                    | Exec:  | 8.550   | 7.900   | 8.150   | 9.150   | 7.500   | 8.200   |        |
|      |      |                  |                    | ND:    |   |   |   |   |   |   |        |
|      |      |                  |                    | Final: | 12.950  | 12.600  | 12.650  | 13.450  | 11.500  | 12.200  | 75.350 |
|      |      |                  |                    | Place: | 28T   | 3   | 16T   | 10  | 35  | 15  | 16     |
| 17   | 2226 | Logan Omer       | Harpeth Gymnastics | Diff:  | 4.500   | 4.600   | 4.000   | 4.200   | 4.400   | 4.300   |        |
|      |      |                  |                    | Exec:  | 8.500   | 7.900   | 8.200   | 8.800   | 7.300   | 8.150   |        |
|      |      |                  |                    | ND:    |   |   |   |   |   |   |        |
|      |      |                  |                    | Final: | 13.000  | 12.500  | 12.200  | 13.000  | 11.700  | 12.450  | 74.850 |
|      |      |                  |                    | Place: | 27  | 4T  | 26T   | 19*   | 33T   | 8T  | 17     |
| 18   | 2229 | Domenico Sciulli | International - OH | Diff:  | 4.900   | 3.200   | 4.200   | 4.200   | 4.700   | 4.600   |        |
|      |      |                  |                    | Exec:  | 8.250   | 8.100   | 8.250   | 8.800   | 7.500   | 8.400   |        |
|      |      |                  |                    | ND:    | -0.500  |   |   |   |   |   |        |
|      |      |                  |                    | Final: | 12.650  | 11.300  | 12.450  | 13.000  | 12.200  | 13.000  | 74.600 |
|      |      |                  |                    | Place: | 34T   | 25  | 23  | 19*   | 22T   | 3   | 18     |
| 19   | 2220 | John Rowbotham   | Brestyan's         | Diff:  | 4.700   | 3.800   | 4.400   | 3.200   | 3.700   | 3.700   |        |
|      |      |                  |                    | Exec:  | 8.850   | 8.350   | 8.600   | 9.150   | 7.750   | 8.200   |        |
|      |      |                  |                    | ND:    |   |   |   |   |   |   |        |
|      |      |                  |                    | Final: | 13.550  | 12.150  | 13.000  | 12.350  | 11.450  | 11.900  | 74.400 |
|      |      |                  |                    | Place: | 15T   | 11  | 11  | 32T   | 36*   | 21*   | 19     |
| 20T  | 2259 | Max Diab         | Premier - DG       | Diff:  | 5.100   | 3.300   | 5.300   | 5.800   | 4.000   | 2.700   |        |
|      |      |                  |                    | Exec:  | 8.750   | 6.650   | 8.800   | 8.400   | 8.200   | 7.300   |        |
|      |      |                  |                    | ND:    |   |   |   |   |   |   |        |
|      |      |                  |                    | Final: | 13.850  | 9.950   | 14.100  | 14.200  | 12.200  | 10.000  | 74.300 |
|      |      |                  |                    | Place: | 12  | 38  | 2   | 3   | 22T   | 40  | 20T    |

# 2017 JO Men's Nationals

## Meet Results

May 11-14, 2017

Page: 3  
 Printed: 5/11/2017 5:16 PM  
 Men / 10 / Age 18  
 Session: 1SR,2SR







| Rank | Num  | Name              | Gym              |  |  |  |  |  |  | AA     |
|------|------|-------------------|------------------|---|---|---|---|---|---|--------|
| 20T  | 2233 | Nic Mejia         | Minnesota Valley | Diff: 3.900   | 3.500   | 4.600   | 3.200   | 3.200   | 2.900   |        |
|      |      |                   |                  | Exec: 8.900   | 7.400   | 9.050   | 9.450   | 9.150   | 9.050   |        |
|      |      |                   |                  | ND:   |   |   |   |   |   |        |
|      |      |                   |                  | Final: 12.800   | 10.900  | 13.650  | 12.650  | 12.350  | 11.950  | 74.300 |
|      |      |                   |                  | Place: 32   | 29  | 5   | 27  | 20T   | 18T   | 20T    |
| 20T  | 2221 | Travis Keller     | Capital - VA     | Diff: 4.300   | 4.000   | 3.900   | 5.100   | 4.400   | 3.800   |        |
|      |      |                   |                  | Exec: 8.350   | 8.300   | 8.050   | 8.800   | 7.000   | 8.300   |        |
|      |      |                   |                  | ND:   |   |   |   |   |   |        |
|      |      |                   |                  | Final: 12.650   | 12.300  | 11.950  | 13.900  | 11.400  | 12.100  | 74.300 |
|      |      |                   |                  | Place: 34T  | 7   | 31T   | 6   | 39  | 16  | 20T    |
| 23   | 2263 | Max Stergiades    | Salto - WI       | Diff: 4.000   | 3.600   | 5.000   | 4.000   | 4.000   | 2.900   |        |
|      |      |                   |                  | Exec: 8.700   | 7.250   | 8.750   | 8.450   | 8.500   | 8.950   |        |
|      |      |                   |                  | ND:   |   |   |   |   |   |        |
|      |      |                   |                  | Final: 12.700   | 10.850  | 13.750  | 12.450  | 12.500  | 11.850  | 74.100 |
|      |      |                   |                  | Place: 33   | 30T   | 4   | 30T   | 14T   | 23T   | 23     |
| 24   | 2268 | James Lawson      | Tataru's         | Diff: 4.400   | 3.300   | 4.200   | 4.000   | 4.000   | 3.600   |        |
|      |      |                   |                  | Exec: 7.750   | 6.500   | 9.250   | 9.350   | 8.900   | 9.050   |        |
|      |      |                   |                  | ND: -0.300  |   |   |   |   |   |        |
|      |      |                   |                  | Final: 11.850   | 9.800   | 13.450  | 13.350  | 12.900  | 12.650  | 74.000 |
|      |      |                   |                  | Place: 41   | 40  | 7   | 12T   | 7T  | 5   | 24     |
| 25   | 2262 | Jared Miscisin    | Roland Ballard   | Diff: 4.200   | 4.000   | 4.000   | 3.600   | 3.700   | 3.200   |        |
|      |      |                   |                  | Exec: 9.100   | 6.750   | 8.700   | 8.750   | 9.300   | 8.300   |        |
|      |      |                   |                  | ND:   |   |   |   |   |   |        |
|      |      |                   |                  | Final: 13.300   | 10.750  | 12.700  | 12.350  | 13.000  | 11.500  | 73.600 |
|      |      |                   |                  | Place: 23   | 34  | 13T   | 32T   | 5*  | 32T   | 25     |
| 26   | 2228 | Spencer Schrandt  | Infinity         | Diff: 3.600   | 3.700   | 4.200   | 4.000   | 4.000   | 3.700   |        |
|      |      |                   |                  | Exec: 9.100   | 8.500   | 8.000   | 9.000   | 7.700   | 8.200   |        |
|      |      |                   |                  | ND: -0.300  |   |   |   |   |   |        |
|      |      |                   |                  | Final: 12.400   | 12.200  | 12.200  | 13.000  | 11.700  | 11.900  | 73.400 |
|      |      |                   |                  | Place: 37   | 9T  | 26T   | 19T   | 33T   | 21*   | 26     |
| 27T  | 2232 | Benjamin Mitchell | Michigan Academy | Diff: 4.500   | 4.400   | 4.500   | 4.100   | 3.800   | 3.600   |        |
|      |      |                   |                  | Exec: 8.600   | 7.850   | 7.800   | 8.650   | 7.350   | 8.000   |        |
|      |      |                   |                  | ND:   |   |   |   |   |   |        |
|      |      |                   |                  | Final: 13.100   | 12.250  | 12.300  | 12.750  | 11.150  | 11.600  | 73.150 |
|      |      |                   |                  | Place: 25   | 8   | 24T   | 25T   | 40  | 28T   | 27T    |
| 27T  | 2256 | Salvator Izzi     | Olympia - MI     | Diff: 4.600   | 3.000   | 4.700   | 3.200   | 3.600   | 3.400   |        |
|      |      |                   |                  | Exec: 8.800   | 8.450   | 8.100   | 8.300   | 8.850   | 8.150   |        |
|      |      |                   |                  | ND:   |   |   |   |   |   |        |
|      |      |                   |                  | Final: 13.400   | 11.450  | 12.800  | 11.500  | 12.450  | 11.550  | 73.150 |
|      |      |                   |                  | Place: 20T  | 24  | 12  | 40  | 16T   | 30T   | 27T    |
| 29   | 2270 | Luis Nadora       | Westside - OR    | Diff: 4.400   | 3.900   | 3.200   | 3.200   | 3.000   | 3.100   |        |
|      |      |                   |                  | Exec: 9.250   | 7.900   | 8.200   | 8.800   | 8.800   | 9.250   |        |
|      |      |                   |                  | ND:   |   |   | -0.100  |   |   |        |
|      |      |                   |                  | Final: 13.650   | 11.800  | 11.400  | 11.900  | 11.800  | 12.350  | 72.900 |
|      |      |                   |                  | Place: 14   | 18  | 40  | 36  | 32  | 11T   | 29     |
| 30   | 2219 | Robert Sheppard   | Armory           | Diff: 5.100   | 3.100   | 4.000   | 5.500   | 3.400   | 3.300   |        |
|      |      |                   |                  | Exec: 8.800   | 7.150   | 7.950   | 8.500   | 8.550   | 7.300   |        |
|      |      |                   |                  | ND:   |   |   |   |   |   |        |
|      |      |                   |                  | Final: 13.900   | 10.250  | 11.950  | 14.000  | 11.950  | 10.600  | 72.650 |
|      |      |                   |                  | Place: 7T   | 36  | 31T   | 5   | 28T   | 39  | 30     |

# 2017 JO Men's Nationals

## Meet Results

May 11-14, 2017

Page: 4  
 Printed: 5/11/2017 5:16 PM  
 Men / 10 / Age 18  
 Session: 1SR,2SR







| Rank | Num  | Name                | Gym                  |  |  |  |  |  |  | AA     |
|------|------|---------------------|----------------------|---|---|---|---|---|---|--------|
| 31   | 2237 | Colin Schwartz      | Scamps               | Diff: 3.800   | 4.300   | 3.800   | 3.200   | 3.500   | 3.200   |        |
|      |      |                     |                      | Exec: 7.950   | 7.400   | 8.550   | 8.100   | 9.350   | 8.600   |        |
|      |      |                     |                      | ND: _____   | _____   | -0.300  | 0.300   | _____   | _____   |        |
|      |      |                     |                      | Final: 11.750   | 11.700  | 12.050  | 11.600  | 12.850  | 11.800  | 71.750 |
|      |      |                     |                      | Place: 42   | 21  | 30  | 39  | 9   | 26T   | 31     |
| 32   | 2252 | Joaquin Forno       | Hot Shots - NY       | Diff: 3.700   | 3.000   | 2.900   | 3.200   | 3.000   | 3.100   |        |
|      |      |                     |                      | Exec: 9.200   | 8.650   | 8.100   | 9.250   | 8.850   | 8.250   |        |
|      |      |                     |                      | ND: _____   | _____   | -0.300  | _____   | _____   | _____   |        |
|      |      |                     |                      | Final: 12.900   | 11.650  | 10.700  | 12.450  | 11.850  | 11.350  | 70.900 |
|      |      |                     |                      | Place: 30   | 22  | 43  | 30T   | 31  | 35T   | 32     |
| 33   | 2241 | Nathan Weems        | Aspire               | Diff: 4.200   | 3.500   | 4.700   | 4.000   | 3.500   | 3.000   |        |
|      |      |                     |                      | Exec: 8.850   | 7.300   | 7.950   | 7.750   | 9.300   | 6.000   |        |
|      |      |                     |                      | ND: _____   | _____   | _____   | _____   | _____   | _____   |        |
|      |      |                     |                      | Final: 13.050   | 10.800  | 12.650  | 11.750  | 12.800  | 9.000   | 70.050 |
|      |      |                     |                      | Place: 26   | 33  | 16T   | 37  | 10T   | 42  | 33     |
| 34   | 2234 | Nicolino DiBattista | Montgomery County    | Diff: 4.700   | 3.600   | 4.500   | 4.200   | 3.600   | 3.800   |        |
|      |      |                     |                      | Exec: 8.250   | 6.600   | 7.300   | 8.850   | 6.450   | 7.500   |        |
|      |      |                     |                      | ND: _____   | _____   | _____   | _____   | _____   | _____   |        |
|      |      |                     |                      | Final: 12.950   | 10.200  | 11.800  | 13.050  | 10.050  | 11.300  | 69.350 |
|      |      |                     |                      | Place: 28T  | 37  | 37  | 17T   | 43  | 37  | 34     |
| 35   | 2238 | Sean Turtle         | Stumpf's Gymnastics  | Diff: 4.300   | 3.600   | 3.700   | 3.200   | 3.400   | 3.300   |        |
|      |      |                     |                      | Exec: 8.550   | 6.300   | 8.200   | 8.850   | 7.600   | 8.200   |        |
|      |      |                     |                      | ND: _____   | _____   | _____   | _____   | _____   | _____   |        |
|      |      |                     |                      | Final: 12.850   | 9.900   | 11.900  | 12.050  | 11.000  | 11.500  | 69.200 |
|      |      |                     |                      | Place: 31   | 39  | 34T   | 34  | 41  | 32T   | 35     |
| 36   | 2227 | John Murphy         | Houston Gymnastics   | Diff: 5.600   | 2.100   | 3.300   | 4.600   | 3.300   | 3.200   |        |
|      |      |                     |                      | Exec: 8.550   | 6.600   | 7.850   | 8.600   | 7.050   | 8.400   |        |
|      |      |                     |                      | ND: _____   | _____   | -0.300  | _____   | _____   | _____   |        |
|      |      |                     |                      | Final: 14.150   | 8.700   | 10.850  | 13.200  | 10.350  | 11.600  | 68.850 |
|      |      |                     |                      | Place: 6  | 41  | 42  | 16  | 42  | 28T   | 36     |
| 37   | 2269 | Mason Massey        | Texas Champion       | Diff: 4.200   | 3.200   | 3.900   | 4.000   | 3.300   | 3.200   |        |
|      |      |                     |                      | Exec: 6.850   | 7.650   | 7.350   | 7.700   | 9.100   | 8.150   |        |
|      |      |                     |                      | ND: _____   | _____   | _____   | _____   | _____   | _____   |        |
|      |      |                     |                      | Final: 11.050   | 10.850  | 11.250  | 11.700  | 12.400  | 11.350  | 68.600 |
|      |      |                     |                      | Place: 43   | 30T   | 41  | 38  | 19  | 35T   | 37     |
| 38   | 2218 | Joseph Wilmot       | 5280 Gymnastics      | Diff: 3.800   | 3.600   | 3.600   | 2.400   | 3.000   | 3.100   |        |
|      |      |                     |                      | Exec: 8.250   | 7.450   | 8.900   | 8.750   | 7.000   | 8.450   |        |
|      |      |                     |                      | ND: _____   | _____   | _____   | _____   | _____   | _____   |        |
|      |      |                     |                      | Final: 12.050   | 11.050  | 12.500  | 11.150  | 10.000  | 11.550  | 68.300 |
|      |      |                     |                      | Place: 40   | 27T   | 20T   | 42  | 44  | 30T   | 38     |
| 39   | 2249 | Samuel Forbes       | Geist Sports Academy | Diff: 4.100   | 3.000   | 3.600   | 4.000   | 2.300   | 3.200   |        |
|      |      |                     |                      | Exec: 8.200   | 7.500   | 8.550   | 8.800   | 7.550   | 7.450   |        |
|      |      |                     |                      | ND: _____   | _____   | _____   | _____   | _____   | _____   |        |
|      |      |                     |                      | Final: 12.300   | 10.500  | 12.150  | 12.800  | 9.850   | 10.650  | 68.250 |
|      |      |                     |                      | Place: 38T  | 35  | 28  | 24  | 45  | 38  | 39     |
| 40   | 2224 | Craig Jasin         | GTC - OH             | Diff: 4.600   | 4.200   | 3.800   | 3.200   | 4.000   | 3.800   |        |
|      |      |                     |                      | Exec: 8.050   | 6.650   | 7.750   | 8.100   | 7.950   | 6.100   |        |
|      |      |                     |                      | ND: _____   | _____   | _____   | _____   | _____   | _____   |        |
|      |      |                     |                      | Final: 12.650   | 10.850  | 11.550  | 11.300  | 11.950  | 9.900   | 68.200 |
|      |      |                     |                      | Place: 34T  | 30T   | 39  | 41  | 28T   | 41  | 40     |

# 2017 JO Men's Nationals

## Meet Results

May 11-14, 2017

Page: 5  
 Printed: 5/11/2017 5:16 PM  
 Men / 10 / Age 18  
 Session: 1SR,2SR

| Rank | Num  | Name                 | Gym               |  |  |  |  |  |  | AA     |
|------|------|----------------------|-------------------|---|---|---|---|---|---|--------|
| 41   | 2251 | Brendan Hopgood      | Gym World - OH    | Diff: 4.800   | 0.000   | 4.700   | 4.200   | 3.900   | 0.000   |        |
|      |      |                      |                   | Exec: 9.100   | 0.000   | 7.250   | 8.800   | 8.550   | 0.000   |        |
|      |      |                      |                   | ND:   |   |   |   |   |   |        |
|      |      |                      |                   | Final: 13.900   | 0.000   | 11.950  | 13.000  | 12.450  | 0.000   | 51.300 |
|      |      |                      |                   | Place: 7T   | 42*   | 31T   | 19*   | 16T   | 43*   | 41     |
| 42   | 2257 | Brady Davis          | Oregon Gymnastics | Diff: 0.000   | 3.900   | 3.300   | 0.000   | 3.200   | 3.600   |        |
|      |      |                      |                   | Exec: 0.000   | 8.100   | 8.600   | 0.000   | 8.900   | 8.800   |        |
|      |      |                      |                   | ND:   |   |   |   |   |   |        |
|      |      |                      |                   | Final: 0.000  | 12.000  | 11.900  | 0.000   | 12.100  | 12.400  | 48.400 |
|      |      |                      |                   | Place: 44*  | 14T   | 34T   | 43*   | 24T   | 10  | 42     |
| 43   | 2267 | Sergio Fernandez     | TAG USA           | Diff: 4.900   | 0.000   | 0.000   | 0.000   | 3.900   | 3.700   |        |
|      |      |                      |                   | Exec: 9.000   | 0.000   | 0.000   | 0.000   | 8.900   | 7.700   |        |
|      |      |                      |                   | ND:   |   |   |   |   |   |        |
|      |      |                      |                   | Final: 13.900   | 0.000   | 0.000   | 0.000   | 12.800  | 11.400  | 38.100 |
|      |      |                      |                   | Place: 7*   | 42*   | 44*   | 43*   | 10T   | 34  | 43     |
| 44   | 2230 | Mitchell SR, Monahan | Interstate        | Diff: 0.000   | 0.000   | 5.200   | 0.000   | 0.000   | 0.000   |        |
|      |      |                      |                   | Exec: 0.000   | 0.000   | 8.950   | 0.000   | 0.000   | 0.000   |        |
|      |      |                      |                   | ND: 0.000   |   |   |   |   |   |        |
|      |      |                      |                   | Final: 0.000  | 0.000   | 14.150  | 0.000   | 0.000   | 0.000   | 14.150 |
|      |      |                      |                   | Place: 44*  | 42*   | 1   | 43*   | 46*   | 43*   | 44     |
| 45   | 2235 | Samson FX, Montague  | Ocean State       | Diff: 5.100   | 0.000   | 0.000   | 0.000   | 0.000   | 0.000   |        |
|      |      |                      |                   | Exec: 8.450   | 0.000   | 0.000   | 0.000   | 0.000   | 0.000   |        |
|      |      |                      |                   | ND:   |   |   |   |   |   |        |
|      |      |                      |                   | Final: 13.550   | 0.000   | 0.000   | 0.000   | 0.000   | 0.000   | 13.550 |
|      |      |                      |                   | Place: 15T  | 42*   | 44*   | 43*   | 46*   | 43*   | 45     |
| 46   | 2248 | Jessie V, Alvarado   | Eagle Ridge       | Diff: 0.000   | 0.000   | 0.000   | 4.400   | 0.000   | 0.000   |        |
|      |      |                      |                   | Exec: 0.000   | 0.000   | 0.000   | 7.550   | 0.000   | 0.000   |        |
|      |      |                      |                   | ND:   |   |   |   |   |   |        |
|      |      |                      |                   | Final: 0.000  | 0.000   | 0.000   | 11.950  | 0.000   | 0.000   | 11.950 |
|      |      |                      |                   | Place: 44*  | 42*   | 44*   | 35  | 46*   | 43*   | 46     |
| 47   | 2244 | Alex PB, Zymball     | Cahoy's           | Diff: 0.000   | 0.000   | 0.000   | 0.000   | 3.700   | 0.000   |        |
|      |      |                      |                   | Exec: 0.000   | 0.000   | 0.000   | 0.000   | 8.200   | 0.000   |        |
|      |      |                      |                   | ND:   |   |   |   |   |   |        |
|      |      |                      |                   | Final: 0.000  | 0.000   | 0.000   | 0.000   | 11.900  | 0.000   | 11.900 |
|      |      |                      |                   | Place: 44*  | 42*   | 44*   | 43*   | 30  | 43*   | 47     |
| 48   | 2236 | Dalton PB, Hopkins   | Rock Solid        | Diff: 0.000   | 0.000   | 0.000   | 0.000   | 3.700   | 0.000   |        |
|      |      |                      |                   | Exec: 0.000   | 0.000   | 0.000   | 0.000   | 7.750   | 0.000   |        |
|      |      |                      |                   | ND:   |   |   |   |   |   |        |
|      |      |                      |                   | Final: 0.000  | 0.000   | 0.000   | 0.000   | 11.450  | 0.000   | 11.450 |
|      |      |                      |                   | Place: 44*  | 42*   | 44*   | 43*   | 36*   | 43*   | 48     |
| 49   | 2246 | Jared FX, Zimmerman  | Cobb Challengers  | Diff: 0.000   | 0.000   | 0.000   | 0.000   | 0.000   | 0.000   |        |
|      |      |                      |                   | Exec: 0.000   | 0.000   | 0.000   | 0.000   | 0.000   | 0.000   |        |
|      |      |                      |                   | ND:   |   |   |   |   |   |        |
|      |      |                      |                   | Final: 0.000  | 0.000   | 0.000   | 0.000   | 0.000   | 0.000   | 0.000  |
|      |      |                      |                   | Place: 44*  | 42*   | 44*   | 43*   | 46*   | 43*   | 49     |