

# 2016 Winter Cup Prelims







## Meet Results

Feb 18, 2016

Men / SR

Session: All







Judge's Signatures

Rank	Num	Name	Gym							AA
1	49	Sean Melton	Ohio State	Diff: 6.200	5.900	6.300	5.600	6.400	5.700	
				Exec: 8.200	8.800	9.100	9.450	8.650	7.450	
				ND:						
				Final: 14.400	14.700	15.400	15.050	15.050	13.150	87.750
				Place: 15T	8T	1T	9T	2	41T	1
2	4	Yul Moldauer	Univ Oklahoma	Diff: 6.300	5.600	6.100	5.600	6.300	5.100	
				Exec: 8.150	9.050	8.700	9.350	8.950	8.150	
				ND:						
				Final: 14.450	14.650	14.800	14.950	15.250	13.250	87.350
				Place: 10T	10T	4T	13T	1	37T	2
3	22	Sam Mikulak	Tm Hilton USOTC	Diff: 6.000	6.200	6.100	5.600	6.500	6.200	
				Exec: 8.650	9.150	7.850	9.350	6.750	8.850	
				ND:			-0.100			
				Final: 14.650	15.350	13.950	14.850	13.250	15.050	87.100
				Place: 5T	1	22*	17	46T	1T	3
4	19	CJ Maestas	U.S.O.T.C.	Diff: 5.700	6.100	6.700	4.400	6.100	6.700	
				Exec: 8.300	8.700	8.500	8.950	8.900	8.000	
				ND:						
				Final: 14.000	14.800	15.200	13.350	15.000	14.700	87.050
				Place: 25T	6T	3	67*	3	3	4
5	27	Akash Modi	Stanford	Diff: 6.500	6.400	5.500	5.600	6.600	6.300	
				Exec: 7.750	7.950	8.950	9.200	7.550	8.750	
				ND: -0.100			-0.100			
				Final: 14.150	14.350	14.450	14.700	14.150	15.050	86.850
				Place: 23T	14T	11	23T	17	1T	5
6	13	Eddie Penev	Tm Hilton USOTC	Diff: 6.800	5.900	5.200	5.800	5.900	5.900	
				Exec: 8.550	8.250	8.550	9.500	8.000	8.300	
				ND:						
				Final: 15.350	14.150	13.750	15.300	13.900	14.200	86.650
				Place: 1	18T	31*	2T	23T	9T	6
7	23	John Orozco	Tm Hilton USOTC	Diff: 5.700	6.300	6.400	4.800	6.300	6.200	
				Exec: 8.850	8.600	8.300	9.500	7.700	7.700	
				ND:						
				Final: 14.550	14.900	14.700	14.300	14.000	13.900	86.350
				Place: 8	4T	6T	39T	20T	15*	7
8	12	Alec Yoder	Ohio State	Diff: 6.100	6.200	5.700	5.200	5.600	5.800	
				Exec: 8.200	8.150	8.800	9.150	8.700	8.150	
				ND:						
				Final: 14.300	14.350	14.500	14.350	14.300	13.950	85.750
				Place: 20	14T	9*	35*	9T	14	8
9	29	Donnell Whittenburg	Tm Hilton USOTC	Diff: 6.700	6.100	6.700	6.000	6.900	6.600	
				Exec: 5.550	8.100	8.700	9.200	7.550	7.600	
				ND:						
				Final: 12.250	14.200	15.400	15.200	14.450	14.200	85.700
				Place: 65T	17	1T	4*	7	9T	9
10	30	Allan Bower	Univ Oklahoma	Diff: 5.900	6.200	5.800	5.600	6.000	5.300	
				Exec: 8.100	8.750	8.500	9.200	8.350	7.750	
				ND:						
				Final: 14.000	14.950	14.300	14.800	14.350	13.050	85.450
				Place: 25T	3	14T	18*	8	44T	10

# 2016 Winter Cup Prelims

## Meet Results







Feb 18, 2016

Rank	Num	Name	Gym							AA
11	36	Kanji Oyama	Univ Oklahoma	Diff: 6.200	5.700	6.000	5.600	5.800	5.600	
				Exec: 8.250	8.350	8.800	8.950	8.500	7.500	
				ND: .	.	.	-0.100	.	.	
				Final: 14.450	14.050	14.800	14.450	14.300	13.100	85.150
				Place: 10*	21*	4T	32	9T	43	11
12	2	Joshua Dixon	U.S.O.T.C.	Diff: 6.500	5.800	5.400	5.800	5.400	6.300	
				Exec: 8.550	7.650	8.650	9.300	8.400	7.500	
				ND: -0.100	.	.	-0.100	.	.	
				Final: 14.950	13.450	14.050	15.000	13.800	13.800	85.050
				Place: 4	37	20T	11T	27	19*	12
13	9	Grant Breckenridge	Stanford	Diff: 5.200	4.600	4.700	5.200	5.500	5.700	
				Exec: 9.000	9.050	8.850	9.150	9.200	8.550	
				ND: .	.	.	.	.	.	
				Final: 14.200	13.650	13.550	14.350	14.700	14.250	84.700
				Place: 21T	28	34T	35*	4	8	13
14	45	Kevin Wolting	UC Berkeley	Diff: 6.000	5.700	5.100	5.600	5.000	5.800	
				Exec: 8.350	9.200	8.350	9.550	8.650	7.000	
				ND: .	.	.	-0.100	.	.	
				Final: 14.350	14.900	13.450	15.050	13.650	12.800	84.200
				Place: 17T	4T	36T	9T	31T	49T	14
15	10	Dmitri Belanovski	Univ Michigan	Diff: 5.700	5.700	5.400	5.200	5.800	6.100	
				Exec: 8.150	8.350	8.300	9.300	8.800	7.200	
				ND: -0.300	.	.	.	.	.	
				Final: 13.550	14.050	13.700	14.500	14.600	13.300	83.700
				Place: 37T	21*	33	30*	5	32T	15
16	18	Robert Neff	Stanford	Diff: 6.300	4.600	5.100	5.200	5.600	5.800	
				Exec: 7.400	8.550	8.450	9.300	8.300	8.600	
				ND: .	.	.	.	.	.	
				Final: 13.700	13.150	13.550	14.500	13.900	14.400	83.200
				Place: 34	43T	34T	30*	23T	5T	16
17	6	Levi Anderson	Univ Oklahoma	Diff: 6.200	5.400	5.200	5.200	5.400	5.800	
				Exec: 8.150	8.150	7.950	9.400	8.250	7.850	
				ND: .	.	.	.	.	.	
				Final: 14.350	13.550	13.150	14.600	13.650	13.650	82.950
				Place: 17T	31T	44	26*	31T	24	17
18	87	Cameron Bock	SCATS Gym	Diff: 6.100	5.500	5.300	5.200	5.700	5.500	
				Exec: 7.550	8.850	8.500	9.350	7.600	8.100	
				ND: -0.300	.	.	-0.300	.	.	
				Final: 13.350	14.350	13.800	14.250	13.300	13.600	82.650
				Place: 42T	14T	29T	42T	42*	25T	18
19	90	Matthew Wenske	Cypress Academy	Diff: 6.200	4.400	5.000	6.000	5.700	4.900	
				Exec: 7.600	8.650	9.050	9.050	8.600	7.350	
				ND: .	.	.	-0.100	.	.	
				Final: 13.800	13.050	14.050	14.950	14.300	12.250	82.400
				Place: 30T	47T	20T	13*	9T	63T	19
20	1	Emyre Cole	Univ Michigan	Diff: 6.200	5.100	3.800	5.600	5.500	5.400	
				Exec: 8.450	8.450	8.300	9.550	7.850	8.150	
				ND: .	.	.	.	.	.	
				Final: 14.650	13.550	12.100	15.150	13.350	13.550	82.350
				Place: 5T	31*	67	7	39T	27	20

# 2016 Winter Cup Prelims

## Meet Results







Feb 18, 2016

Rank	Num	Name	Gym							AA
21T	8	Jack Boyle	Univ Iowa	Diff: 5.400	5.000	6.200	4.800	6.000	6.200	
				Exec: 8.150	8.200	7.650	8.850	8.200	7.700	
				ND: .	.	.	-0.100	.	.	
				Final: 13.550	13.200	13.850	13.550	14.200	13.900	82.250
				Place: 37T	42	28	62T	14T	15*	21T
21T	39	Kiwan Watts	Above The Bar	Diff: 5.900	5.400	5.600	5.200	5.700	5.200	
				Exec: 8.500	8.000	7.850	8.350	8.150	8.500	
				ND: .	.	.	-0.100	.	.	
				Final: 14.400	13.400	13.450	13.450	13.850	13.700	82.250
				Place: 15T	38T	36T	65	26	23	21T
23	81	Drew Moling	Ohio State	Diff: 5.100	5.400	6.300	5.600	6.000	5.700	
				Exec: 7.600	7.450	8.050	8.800	8.050	8.100	
				ND: .	.	.	.	.	.	
				Final: 12.700	12.850	14.350	14.400	14.050	13.800	82.150
				Place: 59	50	13	33T	18T	19T	23
24	43	Adrian de los Angeles	Univ Michigan	Diff: 6.100	5.900	5.000	5.200	5.200	5.600	
				Exec: 8.350	8.050	7.900	9.550	7.050	7.850	
				ND: .	.	.	.	.	.	
				Final: 14.450	13.950	12.900	14.750	12.250	13.450	81.750
				Place: 10T	23T	50	21*	64	29	24
25	64	Shane Wiskus	Mini-Hops Gym	Diff: 5.800	5.000	5.000	5.200	5.600	5.500	
				Exec: 7.400	8.350	8.950	9.350	8.650	6.850	
				ND: .	.	.	.	.	.	
				Final: 13.200	13.350	13.950	14.550	14.250	12.350	81.650
				Place: 46T	40	22T	28*	13	60T	25
26	31	Kyle Zemeir	UC Berkeley	Diff: 6.100	5.400	5.600	5.600	5.700	5.300	
				Exec: 7.250	7.650	8.600	8.450	8.800	7.150	
				ND: .	.	.	-0.300	.	.	
				Final: 13.350	13.050	14.200	13.750	14.500	12.450	81.300
				Place: 42T	47T	16	56T	6	59	26
27	97	Anton Stephenson	Univ Nebraska	Diff: 6.000	5.200	5.300	5.600	5.700	5.200	
				Exec: 7.650	8.600	7.900	8.800	7.400	8.100	
				ND: .	.	.	-0.300	.	.	
				Final: 13.650	13.800	13.200	14.100	13.100	13.300	81.150
				Place: 35	25T	42T	48	52T	32*	27
28	61	Tanner Justus	Cypress Academy	Diff: 5.800	5.300	4.800	5.200	5.000	4.700	
				Exec: 8.400	8.650	9.100	9.450	8.150	6.550	
				ND: .	.	.	.	.	.	
				Final: 14.200	13.950	13.900	14.650	13.150	11.250	81.100
				Place: 21T	23T	26T	25	51	71	28
29	38	Peter Daggett	Univ Oklahoma	Diff: 5.600	5.100	5.700	4.800	5.300	5.100	
				Exec: 7.500	8.500	8.100	9.200	8.200	8.050	
				ND: -0.100	.	.	.	.	.	
				Final: 13.000	13.600	13.800	14.000	13.500	13.150	81.050
				Place: 52	29T	29T	50*	36T	41T	29
30	32	Andrew Botto	Univ Iowa	Diff: 5.400	4.800	6.100	5.600	5.200	5.200	
				Exec: 7.950	8.300	7.850	9.200	7.550	8.100	
				ND: -0.300	.	.	.	.	.	
				Final: 13.050	13.100	13.950	14.800	12.750	13.300	80.950
				Place: 50T	46	22*	18*	57	32*	30

# 2016 Winter Cup Prelims

## Meet Results







Feb 18, 2016

Rank	Num	Name	Gym							AA
31T	76	Bennet Huang	West Coast Olympic	Diff: 5.400	5.600	4.400	5.200	5.000	4.800	
				Exec: 6.900	8.500	8.400	9.400	8.550	8.700	
				ND:						
				Final: 12.300	14.100	12.800	14.600	13.550	13.500	80.850
				Place: 64	20	51*	26*	35	28	31T
31T	71	Andrew Bitner	Gymnastix Trn Ctr	Diff: 5.500	5.100	4.700	5.200	4.900	4.700	
				Exec: 8.350	7.700	8.750	9.000	8.600	8.350	
				ND:						
				Final: 13.850	12.800	13.450	14.200	13.500	13.050	80.850
				Place: 28T	51T	36T	44*	36T	44T	31T
33	37	Matthew Loochtan	Univ Iowa	Diff: 6.000	4.500	6.000	5.200	5.200	5.100	
				Exec: 8.450	8.450	8.150	9.500	7.400	6.400	
				ND:						
				Final: 14.450	12.950	14.150	14.700	12.600	11.500	80.350
				Place: 10T	49	17T	23T	58T	69	33
34	77	Andrew Brower	US Gym Dev Ctr II	Diff: 5.200	5.200	5.100	4.400	4.900	4.800	
				Exec: 7.450	8.950	8.250	8.800	8.750	8.400	
				ND:						
				Final: 12.650	14.150	13.350	13.200	13.650	13.200	80.200
				Place: 60T	18T	39T	69	31T	39T	34
35	48	Jordan King	Univ Nebraska	Diff: 5.300	5.800	5.200	4.800	5.300	5.000	
				Exec: 8.000	8.650	8.550	9.050	8.400	5.850	
				ND:			-0.100			
				Final: 13.300	14.450	13.750	13.750	13.700	10.850	79.800
				Place: 44	13	31*	56T	29T	73	35
36	44	Anthony McCallum II	Univ Michigan	Diff: 5.600	5.100	5.700	6.000	6.100	5.100	
				Exec: 7.000	5.850	7.650	9.400	8.100	7.900	
				ND:						
				Final: 12.600	10.950	13.350	15.400	14.200	13.000	79.500
				Place: 62	70T	39T	1	14T	47T	36
37	62	Andrew Herrador	West Coast Olympic	Diff: 5.600	4.400	4.600	4.800	4.300	4.800	
				Exec: 8.000	8.300	8.000	9.350	8.500	8.450	
				ND:						
				Final: 13.600	12.700	12.600	14.150	12.800	13.250	79.100
				Place: 36	53	56T	47	56	37T	37
38	72	Brennan Pantazis	Gym Nevada	Diff: 6.100	5.200	5.300	5.200	5.300	4.900	
				Exec: 8.050	6.350	7.800	9.150	7.250	7.900	
				ND: -0.300						
				Final: 13.850	11.550	13.100	14.350	12.550	12.800	78.200
				Place: 28T	68T	45	35*	60	49T	38
39	55	Jacob Moore	Twistars USA	Diff: 5.500	5.100	4.700	4.400	5.100	4.900	
				Exec: 7.450	7.500	8.500	9.400	7.900	7.650	
				ND: -0.100						
				Final: 12.850	12.600	13.200	13.800	13.000	12.550	78.000
				Place: 54	54	42T	54*	54T	55	39
40	42	Alex Diab	Univ Illinois	Diff: 6.300	4.300	6.300	5.200	5.200	5.300	
				Exec: 7.550	6.050	8.300	9.100	8.750	5.800	
				ND: -0.100			-0.100			
				Final: 13.750	10.350	14.600	14.200	13.950	11.100	77.950
				Place: 33	74	8	44T	22	72	40

# 2016 Winter Cup Prelims

## Meet Results







Feb 18, 2016

Rank	Num	Name	Gym							AA
41	52	Alexei Vernyi	Cypress Academy	Diff: 5.900	4.700	4.700	5.600	4.800	4.800	
				Exec: 8.000	7.800	8.300	7.900	8.500	7.400	
				ND: -0.400			-0.100			
				Final: 13.500	12.500	13.000	13.400	13.300	12.200	77.900
				Place: 39T	57	46T	66	42T	65	41
42	60	Bailey Perez	Premier Gym	Diff: 5.800	4.500	4.700	5.200	4.800	4.800	
				Exec: 7.650	7.050	7.600	9.100	8.400	7.850	
				ND:						
				Final: 13.450	11.550	12.300	14.300	13.200	12.650	77.450
				Place: 41	68T	65	39T	49T	53	42
43	66	Davis Grooms	Champions Gym	Diff: 5.500	5.400	5.300	5.200	5.300	4.800	
				Exec: 5.700	8.400	8.650	8.400	8.450	6.900	
				ND: -0.700						
				Final: 10.500	13.800	13.950	13.600	13.750	11.700	77.300
				Place: 72	25T	22T	60T	28	68	43
44	58	Jacob Light	Parkettes	Diff: 5.500	4.700	5.100	5.200	4.700	4.200	
				Exec: 7.800	6.950	7.700	9.150	7.800	8.300	
				ND: -0.100			-0.100			
				Final: 13.200	11.650	12.800	14.250	12.500	12.500	76.900
				Place: 46T	65T	51T	42T	61	56T	44
45	67	Timothy Kutyla	US Gym Dev Ctr II	Diff: 5.500	4.500	4.700	4.400	4.800	4.700	
				Exec: 7.300	8.050	6.800	8.950	8.450	8.500	
				ND:						
				Final: 12.800	12.550	11.500	13.350	13.250	13.200	76.650
				Place: 55T	55T	71	67*	46T	39T	45
46	96	Thomas Hanson	Arizona State	Diff: 5.700	4.000	4.600	4.800	4.000	5.200	
				Exec: 7.400	7.700	8.400	9.050	8.200	7.300	
				ND: -0.200						
				Final: 12.900	11.700	13.000	13.850	12.200	12.500	76.150
				Place: 53	63T	46T	53	65	56*	46
47	65	Evan Hymanson	Monmouth Gym	Diff: 5.900	4.700	5.000	4.400	5.200	5.400	
				Exec: 7.300	6.000	7.450	9.200	7.250	8.200	
				ND: -0.100						
				Final: 13.100	10.700	12.450	13.600	12.450	13.600	75.900
				Place: 49	72	60T	60T	62	25T	47
48	68	Mitchell Brown	DeVeau's School	Diff: 4.400	4.700	4.500	5.200	4.600	4.500	
				Exec: 8.150	8.700	8.050	7.850	8.000	7.400	
				ND:			-0.300			
				Final: 12.550	13.400	12.550	12.750	12.600	11.900	75.750
				Place: 63	38T	58T	70	58T	66	48
49	75	Blake Sun	Alamo Gym	Diff: 4.300	5.000	4.900	4.400	5.500	3.900	
				Exec: 7.750	8.600	7.000	9.400	6.200	8.450	
				ND: -0.300						
				Final: 11.750	13.600	11.900	13.800	11.700	12.350	75.100
				Place: 69	29T	68	54*	68	60*	49
50T	57	Connor Lewis	Integrity Gym	Diff: 5.200	3.900	4.400	5.200	5.200	4.600	
				Exec: 7.550	6.750	8.400	9.350	6.300	8.000	
				ND:						
				Final: 12.750	10.650	12.800	14.550	11.500	12.600	74.850
				Place: 57T	73	51*	28*	71T	54	50T

# 2016 Winter Cup Prelims

## Meet Results







Feb 18, 2016

Rank	Num	Name	Gym								AA
50T	80	Douglass Johnson	SoCal United	Diff:	5.300	4.100	4.900	5.200	5.800	4.700	
				Exec:	7.500	7.550	6.850	8.950	7.500	6.600	
				ND:				-0.100			
				Final:	12.800	11.650	11.750	14.050	13.300	11.300	74.850
				Place:	55T	65T	70	49	42T	70	50T
52	94	Daniel Yoon	SCATS Gym	Diff:	4.900	4.700	4.800	4.400	4.800	4.500	
				Exec:	8.300	7.000	7.800	8.050	6.950	8.200	
				ND:							
				Final:	13.200	11.700	12.600	12.450	11.750	12.700	74.400
				Place:	46T	63T	56T	72	67	52	52
53	78	Max Andryushchenko	Lakeshore Academy	Diff:	5.500	4.900	5.100	5.200	4.900	5.300	
				Exec:	6.450	6.950	7.350	9.000	5.600	8.000	
				ND:							
				Final:	11.950	11.850	12.450	14.200	10.500	13.300	74.250
				Place:	68	62	60T	44*	74	32T	53
54	63	Nicholas Merryman	New England Academy	Diff:	4.600	5.100	4.900	3.600	4.600	4.900	
				Exec:	7.550	6.850	7.900	9.000	6.550	8.400	
				ND:							
				Final:	12.150	11.950	12.800	12.600	11.150	13.300	73.950
				Place:	67	60	51T	71	73	32T	54
55	74	Ethan Esval	The Atlanta School	Diff:	4.800	4.500	4.600	3.600	3.500	4.200	
				Exec:	7.500	8.650	7.650	7.850	8.400	8.850	
				ND:	-0.600						
				Final:	11.700	13.150	12.250	11.450	11.900	13.050	73.500
				Place:	70	43T	66	74	66	44T	55
56	15	Paul Ruggeri III	Tm Hilton USOTC	Diff:	6.600	5.000	0.000	5.800	6.300	6.300	
				Exec:	7.900	8.500	0.000	8.800	7.600	7.500	
				ND:				-0.300			
				Final:	14.500	13.500	0.000	14.300	13.900	13.800	70.000
				Place:	9	35T	72*	39T	23T	19*	56
57	7	Matthew Felleman	Penn State	Diff:	6.000	5.100	0.000	5.600	5.400	6.000	
				Exec:	7.500	8.450	0.000	8.150	8.600	8.400	
				ND:				-0.100			
				Final:	13.500	13.550	0.000	13.650	14.000	14.400	69.100
				Place:	39T	31*	72*	58*	20T	5T	57
58	40	Tristan Burke	Ohio State	Diff:	0.000	4.800	5.700	5.600	5.600	5.200	
				Exec:	0.000	7.250	8.800	9.300	8.000	8.150	
				ND:							
				Final:	0.000	12.050	14.500	14.900	13.600	13.350	68.400
				Place:	73*	59	9*	16	34	31	58
59	25	Michael Burns	Penn State	Diff:	0.000	5.500	5.300	4.400	5.800	5.700	
				Exec:	0.000	8.050	7.150	9.150	7.400	8.150	
				ND:							
				Final:	0.000	13.550	12.450	13.550	13.200	13.850	66.600
				Place:	73*	31T	60T	62T	49T	17T	59
60	79	Josh Zeal	Buffalo Grove	Diff:	5.000	4.400	0.000	4.800	4.800	4.200	
				Exec:	8.050	8.400	0.000	9.200	7.550	7.650	
				ND:							
				Final:	13.050	12.800	0.000	14.000	12.350	11.850	64.050
				Place:	50T	51T	72*	50*	63	67	60

# 2016 Winter Cup Prelims

## Meet Results







Feb 18, 2016

Rank	Num	Name	Gym								AA
61	59	Joshua Martin	Aerial Gym	Diff:	5.200	4.000	4.400	5.600	4.200	0.000	
				Exec:	7.050	7.600	8.050	8.150	7.350	0.000	
				ND:				-0.100			
				Final:	12.250	11.600	12.450	13.650	11.550	0.000	61.500
				Place:	65T	67	60T	58*	70	74*	61
62	28	Marvin Kimble	Tm Hilton USOTC	Diff:	0.000	6.700	6.200	0.000	6.000	6.500	
				Exec:	0.000	8.100	8.500	0.000	8.300	8.000	
				ND:							
				Final:	0.000	14.800	14.700	0.000	14.300	14.500	58.300
				Place:	73*	6T	6T	75*	9T	4	62
63	20	Stacey Ervin	Univ Michigan	Diff:	6.800	0.000	0.000	5.600	5.800	5.300	
				Exec:	8.250	0.000	0.000	9.400	7.450	8.800	
				ND:							
				Final:	15.050	0.000	0.000	15.000	13.250	14.100	57.400
				Place:	3	75*	72*	11T	46T	11T	63
64	91	Taylor Seaton	Stanford	Diff:	6.100	0.000	5.300	5.600	0.000	5.800	
				Exec:	7.700	0.000	9.000	9.600	0.000	8.250	
				ND:							
				Final:	13.800	0.000	14.300	15.200	0.000	14.050	57.350
				Place:	30T	75*	14T	4T	76*	13	64
65	50	Steven Legendre	Tm Hilton Oklahoma	Diff:	6.800	5.400	6.100	5.600	0.000	0.000	
				Exec:	8.350	7.150	8.050	9.700	0.000	0.000	
				ND:							
				Final:	15.150	12.550	14.150	15.300	0.000	0.000	57.150
				Place:	2	55T	17T	2T	76*	74*	65
66	26	Hunter Justus	Univ Oklahoma	Diff:	6.200	5.600	0.000	5.600	5.900	0.000	
				Exec:	8.400	8.150	0.000	8.350	8.300	0.000	
				ND:							
				Final:	14.600	13.750	0.000	13.950	14.200	0.000	56.500
				Place:	7	27	72*	52	14T	74*	66
67	93	Zach Liebler	Univ Minnesota	Diff:	5.900	0.000	5.500	5.600	0.000	5.200	
				Exec:	8.550	0.000	7.050	9.200	0.000	8.600	
				ND:	-0.300						
				Final:	14.150	0.000	12.550	14.800	0.000	13.800	55.300
				Place:	23T	75*	58T	18*	76*	19T	67
68	86	Leroy Clarke	Penn State	Diff:	0.000	5.900	5.900	0.000	5.800	5.600	
				Exec:	0.000	8.600	8.200	0.000	8.250	6.650	
				ND:							
				Final:	0.000	14.500	14.100	0.000	14.050	12.250	54.900
				Place:	73*	12	19	75*	18T	63T	68
69	46	Timothy Wang	Air Force	Diff:	0.000	6.100	5.900	0.000	5.600	5.800	
				Exec:	0.000	8.550	7.450	0.000	7.400	8.050	
				ND:							
				Final:	0.000	14.650	13.350	0.000	13.000	13.850	54.850
				Place:	73*	10T	39T	75*	54T	17T	69
70	84	Tristan Duverglas	Penn State	Diff:	5.400	0.000	6.300	6.000	5.800	0.000	
				Exec:	7.550	0.000	6.100	9.200	5.850	0.000	
				ND:	-0.300			-0.100			
				Final:	12.650	0.000	12.400	15.100	11.650	0.000	51.800
				Place:	60T	75*	64	8	69	74*	70

# 2016 Winter Cup Prelims

## Meet Results

Feb 18, 2016







Rank	Num	Name	Gym							AA
71	53	Anton Vorona	TAG USA Gym	Diff: 0.000	4.500	4.500	0.000	4.400	3.900	
				Exec: 0.000	7.400	8.300	0.000	7.100	8.450	
				ND:						
				Final: 0.000	11.900	12.800	0.000	11.500	12.350	48.550
				Place: 73*	61	51T	75*	71T	60*	71
72	47	Ellis Mannon	Univ Minnesota	Diff: 0.000	6.000	0.000	5.200	5.700	0.000	
				Exec: 0.000	8.700	0.000	9.550	7.600	0.000	
				ND:						
				Final: 0.000	14.700	0.000	14.750	13.300	0.000	42.750
				Place: 73*	8T	72*	21*	42*	74*	72
73	33	Colin VanWicklen	Univ Oklahoma	Diff: 6.400	0.000	0.000	6.000	0.000	5.700	
				Exec: 7.250	0.000	0.000	9.050	0.000	8.700	
				ND: -0.400			-0.100			
				Final: 13.250	0.000	0.000	14.950	0.000	14.400	42.600
				Place: 45	75*	72*	13*	76*	5T	73
74	24	Jacob Dalton	Tm Hilton Oklahoma	Diff: 6.500	0.000	0.000	6.000	0.000	5.600	
				Exec: 7.850	0.000	0.000	9.200	0.000	7.400	
				ND:						
				Final: 14.350	0.000	0.000	15.200	0.000	13.000	42.550
				Place: 17T	75*	72*	4*	76*	47T	74
75	83	Michael Deitz	William & Mary	Diff: 5.400	0.000	0.000	4.800	0.000	5.100	
				Exec: 8.550	0.000	0.000	9.600	0.000	9.000	
				ND:						
				Final: 13.950	0.000	0.000	14.400	0.000	14.100	42.450
				Place: 27	75*	72*	33T	76*	11T	75
76	35	Brian Knott	Stanford	Diff: 0.000	5.500	0.000	0.000	6.000	4.700	
				Exec: 0.000	7.650	0.000	0.000	7.100	8.100	
				ND:						
				Final: 0.000	13.150	0.000	0.000	13.100	12.800	39.050
				Place: 73*	43T	72*	75*	52T	49T	76
77	85	Alex Johnson	Ohio State	Diff: 5.500	0.000	0.000	0.000	5.700	5.700	
				Exec: 6.100	0.000	0.000	0.000	7.800	7.700	
				ND:						
				Final: 11.600	0.000	0.000	0.000	13.500	13.400	38.500
				Place: 71	75*	72*	75*	36T	30	77
78	70	Addison Chung	New England Sports	Diff: 0.000	4.900	4.600	0.000	4.700	0.000	
				Exec: 0.000	7.450	7.250	0.000	8.650	0.000	
				ND:						
				Final: 0.000	12.350	11.850	0.000	13.350	0.000	37.550
				Place: 73*	58	69	75*	39T	74*	78
79	69	Griffin Kehler	WOGA Gym	Diff: 0.000	4.200	4.800	4.000	0.000	0.000	
				Exec: 0.000	6.750	8.150	8.200	0.000	0.000	
				ND:			-0.300			
				Final: 0.000	10.950	12.950	11.900	0.000	0.000	35.800
				Place: 73*	70T	48T	73	76*	74*	79
80	41	Danell Leyva	Universal Gym	Diff: 0.000	0.000	5.600	5.600	2.600	0.000	
				Exec: 0.000	0.000	8.300	8.250	1.300	0.000	
				ND:			-0.300			
				Final: 0.000	0.000	13.900	13.550	3.900	0.000	31.350
				Place: 73*	75*	26T	62T	75	74*	80



# 2016 Winter Cup Prelims

## Meet Results

Feb 18, 2016

Rank	Num	Name	Gym							AA
81	3	Donothan Bailey	Tm Hilton USOTC	Diff: 5.800	6.200	0.000	0.000	0.000	0.000	
				Exec: 8.100	9.000	0.000	0.000	0.000	0.000	
				ND: -0.100						
				Final: 13.800	15.200	0.000	0.000	0.000	0.000	29.000
				Place: 30T	2	72*	75*	76*	74*	81
82	14	Trevor Howard	Penn State	Diff: 6.200	0.000	0.000	5.600	0.000	0.000	
				Exec: 8.250	0.000	0.000	9.050	0.000	0.000	
				ND: _____			-0.300			
				Final: 14.450	0.000	0.000	14.350	0.000	0.000	28.800
				Place: 10*	75*	72*	35T	76*	74*	82
83	92	Michael Wilner	Gymnastics Spot	Diff: 5.300	0.000	6.200	0.000	0.000	0.000	
				Exec: 7.450	0.000	8.200	0.000	0.000	0.000	
				ND: _____						
				Final: 12.750	0.000	14.400	0.000	0.000	0.000	27.150
				Place: 57T	75*	12	75*	76*	74*	83
84	82	Michael Reid	Univ Oklahoma	Diff: 0.000	6.200	0.000	0.000	6.200	0.000	
				Exec: 0.000	7.050	0.000	0.000	7.500	0.000	
				ND: _____						
				Final: 0.000	13.250	0.000	0.000	13.700	0.000	26.950
				Place: 73*	41	72*	75*	29T	74*	84
85	88	Nolan Novak	Univ Michigan	Diff: 0.000	6.000	0.000	0.000	0.000	5.200	
				Exec: 0.000	7.500	0.000	0.000	0.000	7.300	
				ND: _____						
				Final: 0.000	13.500	0.000	0.000	0.000	12.500	26.000
				Place: 73*	35T	72*	75*	76*	56*	85
86	5	Brandon Wynn	Tm Hilton Ohio State	Diff: 0.000	0.000	0.000	0.000	5.900	0.000	
				Exec: 0.000	0.000	0.000	0.000	7.450	0.000	
				ND: _____						
				Final: 0.000	0.000	0.000	0.000	13.350	0.000	13.350
				Place: 73*	75*	72*	75*	39T	74*	86
87	89	Bryam De Los Santos	SoCal United	Diff: 0.000	0.000	4.700	0.000	0.000	0.000	
				Exec: 0.000	0.000	8.250	0.000	0.000	0.000	
				ND: _____						
				Final: 0.000	0.000	12.950	0.000	0.000	0.000	12.950
				Place: 73*	75*	48T	75*	76*	74*	87
88	16	Chris Brooks	Tm Hilton USOTC	Diff: 0.000	0.000	0.000	0.000	0.000	0.000	
				Exec: 0.000	0.000	0.000	0.000	0.000	0.000	
				ND: _____						
				Final: 0.000	0.000	0.000	0.000	0.000	0.000	0.000
				Place: 73*	75*	72*	75*	76*	74*	88