







# 2016 Winter Cup Prelims

## Meet Results







Feb 18, 2016

Rank	Num	Name	Gym							AA
1	49	Sean Melton	Ohio State	Diff: 6.200	5.900	6.300	5.600	6.400	5.700	
				Exec: 8.200	8.800	9.100	9.450	8.650	7.450	
				ND:						
				Final: 14.400	14.700	15.400	15.050	15.050	13.150	87.750
				Place: 13T	8	1T	6T	2	26T	1
2	4	Yul Moldauer	Univ Oklahoma	Diff: 6.300	5.600	6.100	5.600	6.300	5.100	
				Exec: 8.150	9.050	8.700	9.350	8.950	8.150	
				ND:						
				Final: 14.450	14.650	14.800	14.950	15.250	13.250	87.350
				Place: 10T	9	4	10T	1	25	2
3	22	Sam Mikulak	Tm Hilton USOTC	Diff: 6.000	6.200	6.100	5.600	6.500	6.200	
				Exec: 8.650	9.150	7.850	9.350	6.750	8.850	
				ND:			-0.100			
				Final: 14.650	15.350	13.950	14.850	13.250	15.050	87.100
				Place: 5T	1	15*	13	29T	1T	3
4	19	CJ Maestas	U.S.O.T.C.	Diff: 5.700	6.100	6.700	4.400	6.100	6.700	
				Exec: 8.300	8.700	8.500	8.950	8.900	8.000	
				ND:						
				Final: 14.000	14.800	15.200	13.350	15.000	14.700	87.050
				Place: 20T	6T	3	36	3	3	4
5	27	Akash Modi	Stanford	Diff: 6.500	6.400	5.500	5.600	6.600	6.300	
				Exec: 7.750	7.950	8.950	9.200	7.550	8.750	
				ND: -0.100			-0.100			
				Final: 14.150	14.350	14.450	14.700	14.150	15.050	86.850
				Place: 19	11T	9	17	12	1T	5
6	13	Eddie Penev	Tm Hilton USOTC	Diff: 6.800	5.900	5.200	5.800	5.900	5.900	
				Exec: 8.550	8.250	8.550	9.500	8.000	8.300	
				ND:						
				Final: 15.350	14.150	13.750	15.300	13.900	14.200	86.650
				Place: 1	15	22	1T	16T	8T	6
7	23	John Orozco	Tm Hilton USOTC	Diff: 5.700	6.300	6.400	4.800	6.300	6.200	
				Exec: 8.850	8.600	8.300	9.500	7.700	7.700	
				ND:						
				Final: 14.550	14.900	14.700	14.300	14.000	13.900	86.350
				Place: 8	4T	5T	25T	14T	12	7
8	12	Alec Yoder	Ohio State	Diff: 6.100	6.200	5.700	5.200	5.600	5.800	
				Exec: 8.200	8.150	8.800	9.150	8.700	8.150	
				ND:						
				Final: 14.300	14.350	14.500	14.350	14.300	13.950	85.750
				Place: 17	11T	7*	23T	8T	11	8
9	29	Donnell Whittenburg	Tm Hilton USOTC	Diff: 6.700	6.100	6.700	6.000	6.900	6.600	
				Exec: 5.550	8.100	8.700	9.200	7.550	7.600	
				ND:						
				Final: 12.250	14.200	15.400	15.200	14.450	14.200	85.700
				Place: 35	14	1T	3*	6	8T	9
10	30	Allan Bower	Univ Oklahoma	Diff: 5.900	6.200	5.800	5.600	6.000	5.300	
				Exec: 8.100	8.750	8.500	9.200	8.350	7.750	
				ND:						
				Final: 14.000	14.950	14.300	14.800	14.350	13.050	85.450
				Place: 20T	3	10	14*	7	28	10

# 2016 Winter Cup Prelims

## Meet Results







Feb 18, 2016

Rank	Num	Name	Gym							AA
11	2	Joshua Dixon	U.S.O.T.C.	Diff: 6.500	5.800	5.400	5.800	5.400	6.300	
				Exec: 8.550	7.650	8.650	9.300	8.400	7.500	
				ND: -0.100			-0.100			
				Final: 14.950	13.450	14.050	15.000	13.800	13.800	85.050
				Place: 4	26	14	8T	20	13*	11
12	45	Kevin Wolting	UC Berkeley	Diff: 6.000	5.700	5.100	5.600	5.000	5.800	
				Exec: 8.350	9.200	8.350	9.550	8.650	7.000	
				ND:			-0.100			
				Final: 14.350	14.900	13.450	15.050	13.650	12.800	84.200
				Place: 15T	4T	25T	6T	22	30	12
13	10	Dmitri Belanovski	Univ Michigan	Diff: 5.700	5.700	5.400	5.200	5.800	6.100	
				Exec: 8.150	8.350	8.300	9.300	8.800	7.200	
				ND: -0.300						
				Final: 13.550	14.050	13.700	14.500	14.600	13.300	83.700
				Place: 25	17	23	21*	4	21T	13
14	18	Robert Neff	Stanford	Diff: 6.300	4.600	5.100	5.200	5.600	5.800	
				Exec: 7.400	8.550	8.450	9.300	8.300	8.600	
				ND:						
				Final: 13.700	13.150	13.550	14.500	13.900	14.400	83.200
				Place: 23	30	24	21*	16T	5T	14
15	87	Cameron Bock	SCATS Gym	Diff: 6.100	5.500	5.300	5.200	5.700	5.500	
				Exec: 7.550	8.850	8.500	9.350	7.600	8.100	
				ND: -0.300			-0.300			
				Final: 13.350	14.350	13.800	14.250	13.300	13.600	82.650
				Place: 27T	11T	20T	27	28	16	15
16	1	Emyre Cole	Univ Michigan	Diff: 6.200	5.100	3.800	5.600	5.500	5.400	
				Exec: 8.450	8.450	8.300	9.550	7.850	8.150	
				ND:						
				Final: 14.650	13.550	12.100	15.150	13.350	13.550	82.350
				Place: 5T	23*	32	5	26T	17	16
17	39	Kiwan Watts	Above The Bar	Diff: 5.900	5.400	5.600	5.200	5.700	5.200	
				Exec: 8.500	8.000	7.850	8.350	8.150	8.500	
				ND:			-0.100			
				Final: 14.400	13.400	13.450	13.450	13.850	13.700	82.250
				Place: 13T	27	25T	35	19	15	17
18	43	Adrian de los Angeles	Univ Michigan	Diff: 6.100	5.900	5.000	5.200	5.200	5.600	
				Exec: 8.350	8.050	7.900	9.550	7.050	7.850	
				ND:						
				Final: 14.450	13.950	12.900	14.750	12.250	13.450	81.750
				Place: 10T	18T	29	16	35	19	18
19	64	Shane Wiskus	Mini-Hops Gym	Diff: 5.800	5.000	5.000	5.200	5.600	5.500	
				Exec: 7.400	8.350	8.950	9.350	8.650	6.850	
				ND:						
				Final: 13.200	13.350	13.950	14.550	14.250	12.350	81.650
				Place: 30	28	15T	20	10	33	19
20	31	Kyle Zemeir	UC Berkeley	Diff: 6.100	5.400	5.600	5.600	5.700	5.300	
				Exec: 7.250	7.650	8.600	8.450	8.800	7.150	
				ND:			-0.300			
				Final: 13.350	13.050	14.200	13.750	14.500	12.450	81.300
				Place: 27T	32	11	32	5	32	20

# 2016 Winter Cup Prelims

## Meet Results







Feb 18, 2016

Rank	Num	Name	Gym								AA
21	97	Anton Stephenson	Univ Nebraska	Diff: 6.000	5.200	5.300	5.600	5.700	5.200		
				Exec: 7.650	8.600	7.900	8.800	7.400	8.100		
				ND: _____	_____	_____	-0.300	_____	_____		
				Final: 13.650	13.800	13.200	14.100	13.100	13.300	81.150	
				Place: 24	20	27T	28	32	21*	21	
22	61	Tanner Justus	Cypress Academy	Diff: 5.800	5.300	4.800	5.200	5.000	4.700		
				Exec: 8.400	8.650	9.100	9.450	8.150	6.550		
				ND: _____	_____	_____	_____	_____	_____		
				Final: 14.200	13.950	13.900	14.650	13.150	11.250	81.100	
				Place: 18	18T	18T	18	31	35	22	
23	38	Peter Daggett	Univ Oklahoma	Diff: 5.600	5.100	5.700	4.800	5.300	5.100		
				Exec: 7.500	8.500	8.100	9.200	8.200	8.050		
				ND: -0.100	_____	_____	_____	_____	_____		
				Final: 13.000	13.600	13.800	14.000	13.500	13.150	81.050	
				Place: 32	22	20T	29	25	26T	23	
24	32	Andrew Botto	Univ Iowa	Diff: 5.400	4.800	6.100	5.600	5.200	5.200		
				Exec: 7.950	8.300	7.850	9.200	7.550	8.100		
				ND: -0.300	_____	_____	_____	_____	_____		
				Final: 13.050	13.100	13.950	14.800	12.750	13.300	80.950	
				Place: 31	31	15*	14*	34	21*	24	
25	76	Bennet Huang	West Coast Olympic	Diff: 5.400	5.600	4.400	5.200	5.000	4.800		
				Exec: 6.900	8.500	8.400	9.400	8.550	8.700		
				ND: _____	_____	_____	_____	_____	_____		
				Final: 12.300	14.100	12.800	14.600	13.550	13.500	80.850	
				Place: 34	16	30T	19	24	18	25	
26	55	Jacob Moore	Twistars USA	Diff: 5.500	5.100	4.700	4.400	5.100	4.900		
				Exec: 7.450	7.500	8.500	9.400	7.900	7.650		
				ND: -0.100	_____	_____	_____	_____	_____		
				Final: 12.850	12.600	13.200	13.800	13.000	12.550	78.000	
				Place: 33	33	27T	31	33	31	26	
27	63	Nicholas Merryman	New England Academy	Diff: 4.600	5.100	4.900	3.600	4.600	4.900		
				Exec: 7.550	6.850	7.900	9.000	6.550	8.400		
				ND: _____	_____	_____	_____	_____	_____		
				Final: 12.150	11.950	12.800	12.600	11.150	13.300	73.950	
				Place: 36	36	30T	37	36	21T	27	
28	15	Paul Ruggeri III	Tm Hilton USOTC	Diff: 6.600	5.000	0.000	5.800	6.300	6.300		
				Exec: 7.900	8.500	0.000	8.800	7.600	7.500		
				ND: _____	_____	_____	-0.300	_____	_____		
				Final: 14.500	13.500	0.000	14.300	13.900	13.800	70.000	
				Place: 9	25	33*	25T	16T	13*	28	
29	7	Matthew Felleman	Penn State	Diff: 6.000	5.100	0.000	5.600	5.400	6.000		
				Exec: 7.500	8.450	0.000	8.150	8.600	8.400		
				ND: _____	_____	_____	-0.100	_____	_____		
				Final: 13.500	13.550	0.000	13.650	14.000	14.400	69.100	
				Place: 26	23*	33*	33	14T	5T	29	
30	40	Tristan Burke	Ohio State	Diff: 0.000	4.800	5.700	5.600	5.600	5.200		
				Exec: 0.000	7.250	8.800	9.300	8.000	8.150		
				ND: _____	_____	_____	_____	_____	_____		
				Final: 0.000	12.050	14.500	14.900	13.600	13.350	68.400	
				Place: 37*	35	7*	12	23	20	30	

# 2016 Winter Cup Prelims

## Meet Results

Feb 18, 2016

Rank	Num	Name	Gym	Diff:							AA
31	28	Marvin Kimble	Tm Hilton USOTC	0.000	6.700	6.200	0.000	6.000	6.500		
				Exec: 0.000	8.100	8.500	0.000	8.300	8.000		
				ND:							
				Final: 0.000	14.800	14.700	0.000	14.300	14.500	58.300	
				Place: 37*	6T	5T	38*	8T	4	31	
32	20	Stacey Ervin	Univ Michigan	6.800	0.000	0.000	5.600	5.800	5.300		
				Exec: 8.250	0.000	0.000	9.400	7.450	8.800		
				ND:							
				Final: 15.050	0.000	0.000	15.000	13.250	14.100	57.400	
				Place: 3	37*	33*	8T	29T	10	32	
33	50	Steven Legendre	Tm Hilton Oklahoma	6.800	5.400	6.100	5.600	0.000	0.000		
				Exec: 8.350	7.150	8.050	9.700	0.000	0.000		
				ND:							
				Final: 15.150	12.550	14.150	15.300	0.000	0.000	57.150	
				Place: 2	34	12	1T	38*	36*	33	
34	26	Hunter Justus	Univ Oklahoma	6.200	5.600	0.000	5.600	5.900	0.000		
				Exec: 8.400	8.150	0.000	8.350	8.300	0.000		
				ND:							
				Final: 14.600	13.750	0.000	13.950	14.200	0.000	56.500	
				Place: 7	21	33*	30	11	36*	34	
35	86	Leroy Clarke	Penn State	0.000	5.900	5.900	0.000	5.800	5.600		
				Exec: 0.000	8.600	8.200	0.000	8.250	6.650		
				ND:							
				Final: 0.000	14.500	14.100	0.000	14.050	12.250	54.900	
				Place: 37*	10	13	38*	13	34	35	
36	33	Colin VanWicklen	Univ Oklahoma	6.400	0.000	0.000	6.000	0.000	5.700		
				Exec: 7.250	0.000	0.000	9.050	0.000	8.700		
				ND: -0.400			-0.100				
				Final: 13.250	0.000	0.000	14.950	0.000	14.400	42.600	
				Place: 29	37*	33*	10T	38*	5T	36	
37	24	Jacob Dalton	Tm Hilton Oklahoma	6.500	0.000	0.000	6.000	0.000	5.600		
				Exec: 7.850	0.000	0.000	9.200	0.000	7.400		
				ND:							
				Final: 14.350	0.000	0.000	15.200	0.000	13.000	42.550	
				Place: 15T	37*	33*	3*	38*	29	37	
38	41	Danell Leyva	Universal Gym	0.000	0.000	5.600	5.600	2.600	0.000		
				Exec: 0.000	0.000	8.300	8.250	1.300	0.000		
				ND:			-0.300				
				Final: 0.000	0.000	13.900	13.550	3.900	0.000	31.350	
				Place: 37*	37*	18T	34	37	36*	38	
39	3	Donothan Bailey	Tm Hilton USOTC	5.800	6.200	0.000	0.000	0.000	0.000		
				Exec: 8.100	9.000	0.000	0.000	0.000	0.000		
				ND: -0.100							
				Final: 13.800	15.200	0.000	0.000	0.000	0.000	29.000	
				Place: 22	2	33*	38*	38*	36*	39	
40	14	Trevor Howard	Penn State	6.200	0.000	0.000	5.600	0.000	0.000		
				Exec: 8.250	0.000	0.000	9.050	0.000	0.000		
				ND:			-0.300				
				Final: 14.450	0.000	0.000	14.350	0.000	0.000	28.800	
				Place: 10T	37*	33*	23T	38*	36*	40	







# 2016 Winter Cup Prelims

## Meet Results

Feb 18, 2016

Page: 5  
Printed: 2/18/2016 9:08 PM

Men / SR  
Session: 2

Rank	Num	Name	Gym							AA
41	82	Michael Reid	Univ Oklahoma	Diff: 0.000	6.200	0.000	0.000	6.200	0.000	
				Exec: 0.000	7.050	0.000	0.000	7.500	0.000	
				ND: _____	_____	_____	_____	_____	_____	
				Final: 0.000	13.250	0.000	0.000	13.700	0.000	26.950
				Place: 37*	29	33*	38*	21	36*	41
42	5	Brandon Wynn	Tm Hilton Ohio State	Diff: 0.000	0.000	0.000	0.000	5.900	0.000	
				Exec: 0.000	0.000	0.000	0.000	7.450	0.000	
				ND: _____	_____	_____	_____	_____	_____	
				Final: 0.000	0.000	0.000	0.000	13.350	0.000	13.350
				Place: 37*	37*	33*	38*	26T	36*	42
43	16	Chris Brooks	Tm Hilton USOTC	Diff: 0.000	0.000	0.000	0.000	0.000	0.000	
				Exec: 0.000	0.000	0.000	0.000	0.000	0.000	
				ND: _____	_____	_____	_____	_____	_____	
				Final: 0.000	0.000	0.000	0.000	0.000	0.000	0.000
				Place: 37*	37*	33*	38*	38*	36*	43