

2016 Pacific Rim Championships

Team Results

Apr 8-10, 2016







Page: 1

Printed: 4/8/2016 9:43 PM

Men / All Levels

Session: M1,M2

Competition I / II

Rank	Country	Score						
1	United States	355.950	58.800	59.100	60.750	59.300	60.650	57.350
			1	2	1	1	1	1
	67 Jacob Dalton		15.600		15.000	14.400		14.300
	71 Eddie Penev		15.600	14.650		15.100		14.100
	69 Alex Naddour		14.050	15.000		14.650	14.750	
	68 Sam Mikulak		13.550	15.100	14.850	15.150	15.100	
	72 Donnell Whittenburg			14.350	15.700		15.600	14.300
	70 John Orozco				15.200		15.200	14.650
2	China	347.400	56.550	60.200	58.150	58.750	59.600	54.150
			2	1	2	2	2	4
	28 Jile Mu		15.200					
	27 Baisen Gu		14.400	14.950	14.100	14.600		13.750
	26 Weifeng Cai		13.850	14.750	14.900	14.550	15.550	13.850
	29 Peng Wang		13.100		14.250	15.150	14.650	
	31 Jingyuan Zou			15.450		14.450	15.400	13.450
	30 Xiaoming Wu			15.050	14.900		14.000	13.100
3	Canada	333.200	55.650	58.050	54.750	56.800	53.500	54.450
			4	3	4	4	6	3
	16 Damien Cachia		14.700	15.000	14.650	14.600		
	21 Joel Gagnon		14.400			14.150	12.850	
	18 Aaron Mah		14.050		13.300	13.950	13.300	13.700
	17 Justin Karstadt		12.500	14.600	13.150	14.100	14.100	13.700
	19 Scott Nabata			14.600			13.250	13.800
	20 *Anthony Tawfik			13.850	13.650			13.250
4	Japan	330.800	56.000	51.900	55.850	56.600	55.600	54.850
			3	7	3	5	4	2
	51 Naoki Yamane		14.450	12.750	14.350	14.650	13.800	14.000
	50 *Kosuke Wakasa		14.000	13.150		13.700	13.850	13.450
	49 Yujiro Terachi		13.850		14.350		13.950	
	48 *Ryuto Sako		13.700	13.150	13.500	13.850	14.000	13.800
	46 *Kanta Amano			12.850	13.650	14.400		13.600
5	Australia	318.650	49.950	53.600	53.350	56.850	54.800	50.100
			9	5	6	3	5	5
	12 Mitchell Morgans		13.650		13.250	14.200	13.450	10.100
	13 Christopher Remkes		12.450	13.350	12.450	14.250		
	14 Luke Wadsworth		12.100	14.100	13.550	14.400	13.850	13.250
	11 Michael Mercieca		11.750	13.900	14.100	14.000	14.350	13.550
	10 Scott Costin			12.250			13.150	13.200

2016 Pacific Rim Championships

Team Results

Apr 8-10, 2016







Page: 2

Printed: 4/8/2016 9:43 PM

Men / All Levels

Session: M1,M2

Competition I / II

Rank	Country	Score						
6T	Colombia	317.850	52.450	50.750	53.900	55.050	56.550	49.150
			7	8	5	8	3	7
	34 Carlos Calvo		13.800	13.450	14.450	14.100	14.750	13.850
	36 *Jose David Toro		13.400	10.700	12.400	14.450	13.050	
	37 *Michael Vargas		13.250			12.450		12.050
	33 Javier Sandoval		12.000	13.750	14.750	14.050	15.450	12.500
	35 *Jose Manuel Martinez			12.850	12.300		13.300	10.750
6T	Chinese Taipei	317.850	53.000	55.550	52.150	55.550	52.000	49.600
			6	4	7	7	7	6
	65 Shin-Tung Hung		13.900		13.200	13.650		12.200
	62 Mao-Hua Chiu		13.350	13.850	13.050	14.400	12.550	12.300
	66 *Alan Shiao		13.150	14.100	12.500	14.450	12.600	12.050
	63 *Shih Yen Fang		12.600	13.600			13.150	
	64 Ko-Chiang Huang			14.000	13.400	13.050	13.700	13.050
8	New Zealand	274.450	50.800	53.050	38.900	41.400	51.650	38.650
			8	6	10	11	8	10
	55 Devy Dyson		13.500	13.500	14.150	13.300	11.950	13.550
	54 *Ethan Dick		12.950	13.150	12.550	13.950	12.500	12.500
	53 David Bishop		12.850	13.100	12.200	14.150	13.250	12.600
	56 Callum Phillips		11.500	13.300			13.950	
9	Philippines	273.950	54.250	43.550	34.850	55.600	50.550	35.150
			5	9	11	6	9	11
	58 Reyland Capellan		14.150			13.750		
	61 *Carlos Edriel Yulo		14.100	12.200	13.350	14.750	13.850	12.950
	57 Rafael Ablaza		13.250	10.100		12.950	11.800	
	60 *John Mathew Vergara		12.750	8.500	9.750		12.050	10.350
	59 Jan Gwynn Timbang			12.750	11.750	14.150	12.850	11.850
10	Chile	272.700	45.150	41.600	45.500	51.650	46.250	42.550
			11	10	8	9	11	9
	22 Daniel Basilio		12.400	10.450	11.250	13.250	11.300	8.950
	24 Ignacio Pizarro		12.350	11.050	11.750	12.350	11.850	11.600
	25 *Ignacio Varas		10.900	9.700	11.400	13.600	11.450	10.950
	23 *Francisco Perez		9.500	10.400	11.100	12.450	11.650	11.050

2016 Pacific Rim Championships

Team Results

Apr 8-10, 2016







Page: 3

Printed: 4/8/2016 9:43 PM

Men / All Levels

Session: M1,M2

Competition I / II

Rank	Country	Score						
11	Hong Kong	267.600	47.650	36.050	40.500	51.400	48.550	43.450
			10	11	9	10	10	8
44	*Ka Ki Ng		12.450	5.100	10.500	12.050		9.950
45	*Chun Hei Vincent Wong		11.950	9.050	9.950	11.500	11.650	
40	*O Long Andrew Fung		11.950		10.100		11.350	
42	Man Hin Frankie Lee		11.300	9.750	9.950	13.100		10.600
43	*Feng Julian Mui			12.150			12.900	11.950
41	Man Hin Jim					14.750	12.650	10.950






2016 Pacific Rim Championships

Page: 1
Printed: 4/8/2016 9:45 PM

Meet Results

Apr 8-10, 2016

Men / SR
Session: M1,M2
Competition I / II

Rank	Num	Name	Country							AA	
1	26	Weifeng Cai	CHN	Diff:	5.300	6.000	6.500	5.200	6.900	5.700	
				Exec:	8.550	8.750	8.400	9.350	8.650	8.150	
				ND:							
				Final:	13.850	14.750	14.900	14.550	15.550	13.850	
2	72	Donnell Whittenburg	USA	Diff:	6.500	5.600	6.700	6.400	6.900	6.200	
				Exec:	7.000	8.750	9.000	8.050	8.700	8.100	
				ND:	-0.400			-0.300			
				Final:	13.100	14.350	15.700	14.150	15.600	14.300	
3	68	Sam Mikulak	USA	Diff:	6.700	6.200	6.100	5.600	6.700	6.800	
				Exec:	6.850	8.900	8.750	9.550	8.400	6.600	
				ND:							
				Final:	13.550	15.100	14.850	15.150	15.100	13.400	
	70	John Orozco	USA	Diff:	5.600	5.700	6.300	4.800	6.500	6.800	
				Exec:	8.900	7.650	8.900	9.150	8.700	7.850	
				ND:							
				Final:	14.500	13.350	15.200	13.950	15.200	14.650	
	69	Alex Naddour	USA	Diff:	6.500	6.800	6.500	6.000	6.300	5.700	
				Exec:	7.550	8.200	8.250	8.950	8.450	7.750	
				ND:				-0.300			
				Final:	14.050	15.000	14.750	14.650	14.750	13.450	
4	27	Baisen Gu	CHN	Diff:	6.400	5.900	6.000	5.200	6.000	5.300	
				Exec:	8.000	9.050	8.100	9.400	7.500	8.450	
				ND:							
				Final:	14.400	14.950	14.100	14.600	13.500	13.750	
5	34	Carlos Calvo	COL	Diff:	5.700	5.400	6.400	5.200	6.200	6.100	
				Exec:	8.100	8.050	8.050	8.900	8.550	7.750	
				ND:							
				Final:	13.800	13.450	14.450	14.100	14.750	13.850	
6	51	Naoki Yamane	JPN	Diff:	6.100	5.300	6.100	5.600	5.600	5.800	
				Exec:	8.350	7.450	8.250	9.150	8.200	8.200	
				ND:				-0.100			
				Final:	14.450	12.750	14.350	14.650	13.800	14.000	
7	33	Javier Sandoval	COL	Diff:	4.900	5.900	6.500	5.200	6.900	6.100	
				Exec:	7.100	7.850	8.250	8.950	8.550	6.400	
				ND:				-0.100			
				Final:	12.000	13.750	14.750	14.050	15.450	12.500	
8	17	Justin Karstadt	CAN	Diff:	5.200	5.800	5.500	5.200	5.700	5.200	
				Exec:	7.300	8.800	7.650	9.000	8.400	8.500	
				ND:				-0.100			
				Final:	12.500	14.600	13.150	14.100	14.100	13.700	
9	11	Michael Mercieca	AUS	Diff:	5.400	5.200	5.500	5.200	5.700	5.600	
				Exec:	6.450	8.700	8.600	8.900	8.650	7.950	
				ND:	-0.100			-0.100			
				Final:	11.750	13.900	14.100	14.000	14.350	13.550	
10	49	Yujiro Terachi	JPN	Diff:	5.600	5.200	5.500	5.600	5.300	5.000	
				Exec:	8.250	7.350	8.850	8.150	8.650	8.350	
				ND:				-0.300			
				Final:	13.850	12.550	14.350	13.450	13.950	13.350	

2016 Pacific Rim Championships

Page: 2
Printed: 4/8/2016 9:45 PM

Meet Results

Apr 8-10, 2016

Men / SR
Session: M1,M2
Competition I / II


Rank	Num	Name Country								AA
11	14	Luke Wadsworth AUS	Diff: 5.700 Exec: 6.400 ND: Final: 12.100	5.400 8.700	5.600 7.950	5.200 9.200	6.000 7.850	5.100 8.150	81.250	
12	18	Aaron Mah CAN	Diff: 5.600 Exec: 8.450 ND: Final: 14.050	4.800 8.150	4.600 8.700	4.800 9.150	5.600 7.700	5.500 8.200	81.250	
	19	Scott Nabata CAN	Diff: 5.600 Exec: 6.900 ND: Final: 12.500	6.000 8.600	5.100 7.950	4.800 9.000	6.100 7.150	5.800 8.000	80.700	
13	55	Devy Dyson NZL	Diff: 5.300 Exec: 8.200 ND: Final: 13.500	6.000 7.500	5.900 8.250	4.400 8.900	5.100 6.850	5.400 8.150	79.950	
14	39	Tarik Soto Byfield CRC	Diff: 5.800 Exec: 7.350 ND: Final: 13.150	4.800 8.600	4.800 7.250	5.400 9.150	4.800 8.400	5.800 7.800	79.950	
15	62	Mao-Hua Chiu TPE	Diff: 5.000 Exec: 8.350 ND: Final: 13.350	5.500 8.350	4.900 8.150	5.600 8.800	5.900 6.650	4.400 7.900	79.500	
	10	Scott Costin AUS	Diff: 5.300 Exec: 8.500 ND: Final: 13.800	4.300 7.950	4.700 7.850	4.400 9.250	5.000 8.150	4.900 8.300	78.600	
16	64	Ko-Chiang Huang TPE	Diff: 4.600 Exec: 6.450 ND: Final: 11.050	5.400 8.600	5.200 8.200	5.200 7.950	5.400 8.300	5.300 7.750	78.250	
17	53	David Bishop NZL	Diff: 5.500 Exec: 7.450 ND: Final: 12.850	4.700 8.400	4.200 8.000	4.800 9.350	3.800 9.450	5.100 7.500	78.150	
	65	Shin-Tung Hung TPE	Diff: 5.500 Exec: 8.400 ND: Final: 13.900	5.200 7.900	5.600 7.600	5.200 8.550	5.400 6.500	5.000 7.200	77.950	
	12	Mitchell Morgans AUS	Diff: 5.200 Exec: 8.450 ND: Final: 13.650	4.200 8.400	5.100 8.150	5.200 9.100	6.000 7.450	5.200 4.900	77.250	
18	59	Jan Gwynn Timbang PHI	Diff: 5.600 Exec: 7.150 ND: Final: 12.650	4.700 8.050	3.700 8.050	5.200 9.050	4.300 8.550	4.100 7.750	76.000	

2016 Pacific Rim Championships

Meet Results

Apr 8-10, 2016

Men / SR
Session: M1,M2
Competition I / II

Rank	Num	Name	Country							AA
67		Jacob Dalton	USA	Diff: 6.700	0.000	6.400	6.000	6.700	6.300	
				Exec: 8.900	0.000	8.600	8.700	8.000	8.000	
				ND: _____	_____	_____	-0.300	_____	_____	
				Final: 15.600	0.000	15.000	14.400	14.700	14.300	74.000
31		Jingyuan Zou	CHN	Diff: 5.300	6.200	0.000	5.200	6.500	5.200	
				Exec: 7.600	9.250	0.000	9.350	8.900	8.250	
				ND: _____	_____	_____	-0.100	_____	_____	
				Final: 12.900	15.450	0.000	14.450	15.400	13.450	71.650
19	24	Ignacio Pizarro	CHI	Diff: 4.400	4.400	4.000	3.600	4.200	3.500	
				Exec: 7.950	6.650	7.750	8.850	7.650	8.100	
				ND: _____	_____	_____	-0.100	_____	_____	
				Final: 12.350	11.050	11.750	12.350	11.850	11.600	70.950
	29	Peng Wang	CHN	Diff: 6.600	_____	6.400	6.000	6.200	5.300	
				Exec: 7.000	_____	7.850	9.150	8.450	7.250	
				ND: -0.500	_____	_____	_____	_____	_____	
				Final: 13.100	_____	14.250	15.150	14.650	12.550	69.700
20	22	Daniel Basilio	CHI	Diff: 4.500	3.000	3.100	4.400	4.200	3.100	
				Exec: 8.000	7.450	8.150	8.850	7.100	5.850	
				ND: -0.100	_____	_____	_____	_____	_____	
				Final: 12.400	10.450	11.250	13.250	11.300	8.950	67.600
21	42	Man Hin Frankie Lee	HKG	Diff: 4.300	2.400	2.500	4.400	3.200	2.700	
				Exec: 7.000	7.350	7.450	8.700	8.650	7.900	
				ND: _____	_____	_____	_____	_____	_____	
				Final: 11.300	9.750	9.950	13.100	11.850	10.600	66.550
	71	Eddie Penev	USA	Diff: 6.700	5.700	0.000	5.800	0.000	6.100	
				Exec: 8.900	8.950	0.000	9.300	0.000	8.000	
				ND: _____	_____	_____	_____	_____	_____	
				Final: 15.600	14.650	0.000	15.100	0.000	14.100	59.450
	16	Damien Cachia	CAN	Diff: 6.300	6.300	6.000	5.600	_____	_____	
				Exec: 8.400	8.700	8.650	9.000	_____	_____	
				ND: _____	_____	_____	_____	_____	_____	
				Final: 14.700	15.000	14.650	14.600	_____	_____	58.950
	30	Xiaoming Wu	CHN	Diff: _____	6.200	6.500	_____	6.500	6.200	
				Exec: _____	8.850	8.400	_____	7.500	6.900	
				ND: _____	_____	_____	_____	_____	_____	
				Final: _____	15.050	14.900	_____	14.000	13.100	57.050
22	52	Miguel Romero	MEX	Diff: 4.800	5.000	_____	5.200	4.300	3.300	
				Exec: 8.100	4.200	_____	7.750	8.200	6.000	
				ND: _____	_____	_____	-0.300	_____	_____	
				Final: 12.900	9.200	_____	12.650	12.500	9.300	56.550
	21	Joel Gagnon	CAN	Diff: 6.000	_____	_____	5.600	5.400	5.500	
				Exec: 8.400	_____	_____	8.850	7.450	7.550	
				ND: _____	_____	_____	-0.300	_____	_____	
				Final: 14.400	_____	_____	14.150	12.850	13.050	54.450
	13	Christopher Remkes	AUS	Diff: 6.500	6.000	5.700	5.600	_____	_____	
				Exec: 6.250	7.350	6.750	8.650	_____	_____	
				ND: -0.300	_____	_____	_____	_____	_____	
				Final: 12.450	13.350	12.450	14.250	_____	_____	52.500







2016 Pacific Rim Championships

Meet Results

Apr 8-10, 2016

Page: 4
Printed: 4/8/2016 9:45 PM

Men / SR
Session: M1,M2
Competition I / II

Rank	Num	Name								AA
		Country								
23	57	Rafael Ablaza PHI	Diff: 5.100	3.300	—	4.400	3.500	—		
			Exec: 8.150	6.800	—	8.850	8.300	—		
			ND: —	—	—	-0.300	—	—		
			Final: 13.250	10.100	—	12.950	11.800	—		48.100
	28	Jile Mu CHN	Diff: 6.400	5.500	—	5.200	—	—		
			Exec: 8.800	8.750	—	9.200	—	—		
			ND: —	—	—	—	—	—		
			Final: 15.200	14.250	—	14.400	—	—		43.850
	56	Callum Phillips NZL	Diff: 4.100	4.800	—	—	4.800	—		
			Exec: 7.400	8.500	—	—	9.150	—		
			ND: —	—	—	—	—	—		
			Final: 11.500	13.300	—	—	13.950	—		38.750
24	41	Man Hin Jim HKG	Diff: —	—	—	5.600	5.500	4.200		
			Exec: —	—	—	9.150	7.150	6.750		
			ND: —	—	—	—	—	—		
			Final: —	—	—	14.750	12.650	10.950		38.350
	58	Reyland Capellan PHI	Diff: 6.400	—	—	5.600	—	—		
			Exec: 8.050	—	—	8.450	—	—		
			ND: -0.300	—	—	-0.300	—	—		
			Final: 14.150	—	—	13.750	—	—		27.900
	32	Jossimar Calvo COL	Diff: 0.000	0.000	0.000	0.000	0.000	0.000		
			Exec: 0.000	0.000	0.000	0.000	0.000	0.000		
			ND: —	—	—	—	—	—		
			Final: 0.000	0.000	0.000	0.000	0.000	0.000		0.000

2016 Pacific Rim Championships





Meet Results

Apr 8-10, 2016

Men / JR

Session: M1,M2

Competition I / II

Rank	Num	Name								AA
		Country								
1	48	* Ryuto Sako	Diff:	5.300	5.300	4.800	4.400	5.200	5.600	
		JPN	Exec:	8.700	7.850	8.700	9.450	8.800	8.200	
			ND:	-0.300						
			Final:	13.700	13.150	13.500	13.850	14.000	13.800	82.000
2	50	* Kosuke Wakasa	Diff:	5.400	4.800	5.000	5.200	5.100	4.900	
		JPN	Exec:	8.600	8.350	8.400	8.800	8.750	8.550	
			ND:				-0.300			
			Final:	14.000	13.150	13.400	13.700	13.850	13.450	81.550
3	61	* Carlos Edriel Yulo	Diff:	5.700	4.400	5.000	5.600	4.800	4.600	
		PHI	Exec:	8.400	7.800	8.350	9.150	9.050	8.350	
			ND:							
			Final:	14.100	12.200	13.350	14.750	13.850	12.950	81.200
	46	* Kanta Amano	Diff:	5.400	5.100	5.200	5.200	4.900	4.800	
		JPN	Exec:	7.750	7.750	8.450	9.200	8.400	8.800	
			ND:	-0.300						
			Final:	12.850	12.850	13.650	14.400	13.300	13.600	80.650
	47	* Ryosuke Doi	Diff:	5.200	4.800	4.900	5.200	5.000	4.600	
		JPN	Exec:	8.800	8.750	8.600	8.750	7.800	7.450	
			ND:							
			Final:	14.000	13.550	13.500	13.950	12.800	12.050	79.850
4	66	* Alan Shiao	Diff:	5.100	5.500	4.700	5.200	4.000	4.000	
		TPE	Exec:	8.350	8.600	7.800	9.250	8.600	8.050	
			ND:	-0.300						
			Final:	13.150	14.100	12.500	14.450	12.600	12.050	78.850
5	20	* Anthony Tawfik	Diff:	5.100	5.200	4.800	4.400	4.700	5.000	
		CAN	Exec:	6.400	8.650	8.850	8.850	7.800	8.250	
			ND:							
			Final:	11.500	13.850	13.650	13.250	12.500	13.250	78.000
6	54	* Ethan Dick	Diff:	4.600	4.600	3.800	4.800	4.700	3.700	
		NZL	Exec:	8.650	8.550	8.750	9.150	7.800	8.800	
			ND:	-0.300						
			Final:	12.950	13.150	12.550	13.950	12.500	12.500	77.600
7	36	* Jose David Toro	Diff:	5.400	3.900	4.700	5.200	4.800	4.400	
		COL	Exec:	8.000	6.800	7.700	9.350	8.250	7.850	
			ND:				-0.100			
			Final:	13.400	10.700	12.400	14.450	13.050	12.250	76.250
8	63	* Shih Yen Fang	Diff:	4.000	4.900	4.500	3.600	3.900	3.800	
		TPE	Exec:	8.600	8.700	7.700	9.000	9.250	7.400	
			ND:							
			Final:	12.600	13.600	12.200	12.600	13.150	11.200	75.350
9	25	* Ignacio Varas	Diff:	5.300	3.100	3.400	4.400	3.600	2.800	
		CHI	Exec:	5.600	6.900	8.000	9.300	7.850	8.150	
			ND:		-0.300		-0.100			
			Final:	10.900	9.700	11.400	13.600	11.450	10.950	68.000
10	23	* Francisco Perez	Diff:	4.500	3.300	3.300	3.600	3.600	3.000	
		CHI	Exec:	5.000	7.100	7.800	8.850	8.050	8.050	
			ND:							
			Final:	9.500	10.400	11.100	12.450	11.650	11.050	66.150

2016 Pacific Rim Championships







Meet Results

Apr 8-10, 2016

Men / JR

Session: M1,M2

Competition I / II

Rank	Num	Name Country							AA
11	60	* John Mathew Vergara PHI	Diff: 4.800 Exec: 7.950 ND: _____ Final: 12.750	2.300 6.200 _____	2.500 7.250 _____	3.600 8.750 _____	3.000 9.050 _____	1.800 8.550 _____	65.750
12	38	* Francisco Antonio Acuna F CRC	Diff: 4.500 Exec: 8.050 ND: _____ Final: 12.550	4.100 7.150 _____	4.500 7.850 _____	4.400 8.550 -0.100 12.850	3.400 6.550 -4.000 5.950	3.400 7.050 _____	65.400
13	44	* Ka Ki Ng HKG	Diff: 4.200 Exec: 8.250 ND: _____ Final: 12.450	1.600 9.500 -6.000 5.100	1.700 8.800 _____	3.200 8.850 _____	3.300 7.950 _____	2.800 7.150 _____	61.300
14	37	* Michael Vargas COL	Diff: 4.800 Exec: 8.450 ND: _____ Final: 13.250	_____ _____ _____	3.600 7.800 _____	3.600 8.850 _____	4.400 7.200 _____	4.100 7.950 _____	60.750
15	45	* Chun Hei Vincent Wong HKG	Diff: 4.000 Exec: 7.950 ND: _____ Final: 11.950	2.800 6.250 _____	1.600 8.350 _____	3.200 8.400 -0.100 11.500	3.000 8.650 _____	_____ _____ _____	54.100
	35	* Jose Manuel Martinez COL	Diff: _____ Exec: _____ ND: _____ Final: _____	4.700 8.150 _____	5.200 7.100 _____	_____ _____ _____	5.100 8.200 _____	4.800 5.950 _____	49.200
	40	* O Long Andrew Fung HKG	Diff: 3.600 Exec: 8.350 ND: _____ Final: 11.950	_____ _____ _____	1.600 8.500 _____	2.800 7.550 -0.300 10.050	2.700 8.650 _____	2.000 7.700 -4.000 5.700	49.150
	43	* Feng Julian Mui HKG	Diff: _____ Exec: _____ ND: _____ Final: _____	4.400 7.750 _____	_____ _____ _____	_____ _____ _____	4.300 8.600 _____	3.400 8.550 _____	37.000