







# 2016 Pacific Rim Championships

Page: 1  
Printed: 4/8/2016 9:45 PM

## Meet Results

Apr 8-10, 2016

Men / SR  
Session: M1,M2  
Competition I / II

Rank	Num	Name								AA
		Country								
1	26	Weifeng Cai	Diff:	5.300	6.000	6.500	5.200	6.900	5.700	
		CHN	Exec:	8.550	8.750	8.400	9.350	8.650	8.150	
			ND:							
			Final:	13.850	14.750	14.900	14.550	15.550	13.850	87.450
2	72	Donnell Whittenburg	Diff:	6.500	5.600	6.700	6.400	6.900	6.200	
		USA	Exec:	7.000	8.750	9.000	8.050	8.700	8.100	
			ND:	-0.400			-0.300			
			Final:	13.100	14.350	15.700	14.150	15.600	14.300	87.200
3	68	Sam Mikulak	Diff:	6.700	6.200	6.100	5.600	6.700	6.800	
		USA	Exec:	6.850	8.900	8.750	9.550	8.400	6.600	
			ND:							
			Final:	13.550	15.100	14.850	15.150	15.100	13.400	87.150
	70	John Orozco	Diff:	5.600	5.700	6.300	4.800	6.500	6.800	
		USA	Exec:	8.900	7.650	8.900	9.150	8.700	7.850	
			ND:							
			Final:	14.500	13.350	15.200	13.950	15.200	14.650	86.850
	69	Alex Naddour	Diff:	6.500	6.800	6.500	6.000	6.300	5.700	
		USA	Exec:	7.550	8.200	8.250	8.950	8.450	7.750	
			ND:				-0.300			
			Final:	14.050	15.000	14.750	14.650	14.750	13.450	86.650
4	27	Baisen Gu	Diff:	6.400	5.900	6.000	5.200	6.000	5.300	
		CHN	Exec:	8.000	9.050	8.100	9.400	7.500	8.450	
			ND:							
			Final:	14.400	14.950	14.100	14.600	13.500	13.750	85.300
5	34	Carlos Calvo	Diff:	5.700	5.400	6.400	5.200	6.200	6.100	
		COL	Exec:	8.100	8.050	8.050	8.900	8.550	7.750	
			ND:							
			Final:	13.800	13.450	14.450	14.100	14.750	13.850	84.400
6	51	Naoki Yamane	Diff:	6.100	5.300	6.100	5.600	5.600	5.800	
		JPN	Exec:	8.350	7.450	8.250	9.150	8.200	8.200	
			ND:				-0.100			
			Final:	14.450	12.750	14.350	14.650	13.800	14.000	84.000
7	33	Javier Sandoval	Diff:	4.900	5.900	6.500	5.200	6.900	6.100	
		COL	Exec:	7.100	7.850	8.250	8.950	8.550	6.400	
			ND:				-0.100			
			Final:	12.000	13.750	14.750	14.050	15.450	12.500	82.500
8	17	Justin Karstadt	Diff:	5.200	5.800	5.500	5.200	5.700	5.200	
		CAN	Exec:	7.300	8.800	7.650	9.000	8.400	8.500	
			ND:				-0.100			
			Final:	12.500	14.600	13.150	14.100	14.100	13.700	82.150
9	11	Michael Mercieca	Diff:	5.400	5.200	5.500	5.200	5.700	5.600	
		AUS	Exec:	6.450	8.700	8.600	8.900	8.650	7.950	
			ND:	-0.100			-0.100			
			Final:	11.750	13.900	14.100	14.000	14.350	13.550	81.650
10	49	Yujiro Terachi	Diff:	5.600	5.200	5.500	5.600	5.300	5.000	
		JPN	Exec:	8.250	7.350	8.850	8.150	8.650	8.350	
			ND:				-0.300			
			Final:	13.850	12.550	14.350	13.450	13.950	13.350	81.500

# 2016 Pacific Rim Championships

## Meet Results

Apr 8-10, 2016

Men / SR  
Session: M1,M2  
Competition I / II

Rank	Num	Name Country								AA
11	14	Luke Wadsworth AUS	Diff: 5.700 Exec: 6.400 ND: Final: 12.100	5.400 8.700	5.600 7.950	5.200 9.200	6.000 7.850	5.100 8.150	81.250	
12	18	Aaron Mah CAN	Diff: 5.600 Exec: 8.450 ND: Final: 14.050	4.800 8.150	4.600 8.700	4.800 9.150	5.600 7.700	5.500 8.200	81.250	
	19	Scott Nabata CAN	Diff: 5.600 Exec: 6.900 ND: Final: 12.500	6.000 8.600	5.100 7.950	4.800 9.000	6.100 7.150	5.800 8.000	80.700	
13	55	Devy Dyson NZL	Diff: 5.300 Exec: 8.200 ND: Final: 13.500	6.000 7.500	5.900 8.250	4.400 8.900	5.100 6.850	5.400 8.150	79.950	
14	39	Tarik Soto Byfield CRC	Diff: 5.800 Exec: 7.350 ND: Final: 13.150	4.800 8.600	4.800 7.250	5.400 9.150	4.800 8.400	5.800 7.800	79.950	
15	62	Mao-Hua Chiu TPE	Diff: 5.000 Exec: 8.350 ND: Final: 13.350	5.500 8.350	4.900 8.150	5.600 8.800	5.900 6.650	4.400 7.900	79.500	
	10	Scott Costin AUS	Diff: 5.300 Exec: 8.500 ND: Final: 13.800	4.300 7.950	4.700 7.850	4.400 9.250	5.000 8.150	4.900 8.300	78.600	
16	64	Ko-Chiang Huang TPE	Diff: 4.600 Exec: 6.450 ND: Final: 11.050	5.400 8.600	5.200 8.200	5.200 7.950	5.400 8.300	5.300 7.750	78.250	
17	53	David Bishop NZL	Diff: 5.500 Exec: 7.450 ND: Final: 12.850	4.700 8.400	4.200 8.000	4.800 9.350	3.800 9.450	5.100 7.500	78.150	
	65	Shin-Tung Hung TPE	Diff: 5.500 Exec: 8.400 ND: Final: 13.900	5.200 7.900	5.600 7.600	5.200 8.550	5.400 6.500	5.000 7.200	77.950	
	12	Mitchell Morgans AUS	Diff: 5.200 Exec: 8.450 ND: Final: 13.650	4.200 8.400	5.100 8.150	5.200 9.100	6.000 7.450	5.200 4.900	77.250	
18	59	Jan Gwynn Timbang PHI	Diff: 5.600 Exec: 7.150 ND: Final: 12.650	4.700 8.050	3.700 8.050	5.200 9.050	4.300 8.550	4.100 7.750	76.000	

# 2016 Pacific Rim Championships

## Meet Results

Apr 8-10, 2016

Men / SR  
Session: M1,M2  
Competition I / II

Rank	Num	Name	Country							AA
67		Jacob Dalton	USA	Diff: 6.700	0.000	6.400	6.000	6.700	6.300	
				Exec: 8.900	0.000	8.600	8.700	8.000	8.000	
				ND: _____	_____	_____	-0.300	_____	_____	
				Final: 15.600	0.000	15.000	14.400	14.700	14.300	74.000
31		Jingyuan Zou	CHN	Diff: 5.300	6.200	0.000	5.200	6.500	5.200	
				Exec: 7.600	9.250	0.000	9.350	8.900	8.250	
				ND: _____	_____	_____	-0.100	_____	_____	
				Final: 12.900	15.450	0.000	14.450	15.400	13.450	71.650
19	24	Ignacio Pizarro	CHI	Diff: 4.400	4.400	4.000	3.600	4.200	3.500	
				Exec: 7.950	6.650	7.750	8.850	7.650	8.100	
				ND: _____	_____	_____	-0.100	_____	_____	
				Final: 12.350	11.050	11.750	12.350	11.850	11.600	70.950
	29	Peng Wang	CHN	Diff: 6.600	_____	6.400	6.000	6.200	5.300	
				Exec: 7.000	_____	7.850	9.150	8.450	7.250	
				ND: -0.500	_____	_____	_____	_____	_____	
				Final: 13.100	_____	14.250	15.150	14.650	12.550	69.700
20	22	Daniel Basilio	CHI	Diff: 4.500	3.000	3.100	4.400	4.200	3.100	
				Exec: 8.000	7.450	8.150	8.850	7.100	5.850	
				ND: -0.100	_____	_____	_____	_____	_____	
				Final: 12.400	10.450	11.250	13.250	11.300	8.950	67.600
21	42	Man Hin Frankie Lee	HKG	Diff: 4.300	2.400	2.500	4.400	3.200	2.700	
				Exec: 7.000	7.350	7.450	8.700	8.650	7.900	
				ND: _____	_____	_____	_____	_____	_____	
				Final: 11.300	9.750	9.950	13.100	11.850	10.600	66.550
	71	Eddie Penev	USA	Diff: 6.700	5.700	0.000	5.800	0.000	6.100	
				Exec: 8.900	8.950	0.000	9.300	0.000	8.000	
				ND: _____	_____	_____	_____	_____	_____	
				Final: 15.600	14.650	0.000	15.100	0.000	14.100	59.450
	16	Damien Cachia	CAN	Diff: 6.300	6.300	6.000	5.600	_____	_____	
				Exec: 8.400	8.700	8.650	9.000	_____	_____	
				ND: _____	_____	_____	_____	_____	_____	
				Final: 14.700	15.000	14.650	14.600	_____	_____	58.950
	30	Xiaoming Wu	CHN	Diff: _____	6.200	6.500	_____	6.500	6.200	
				Exec: _____	8.850	8.400	_____	7.500	6.900	
				ND: _____	_____	_____	_____	_____	_____	
				Final: _____	15.050	14.900	_____	14.000	13.100	57.050
22	52	Miguel Romero	MEX	Diff: 4.800	5.000	_____	5.200	4.300	3.300	
				Exec: 8.100	4.200	_____	7.750	8.200	6.000	
				ND: _____	_____	_____	-0.300	_____	_____	
				Final: 12.900	9.200	_____	12.650	12.500	9.300	56.550
	21	Joel Gagnon	CAN	Diff: 6.000	_____	_____	5.600	5.400	5.500	
				Exec: 8.400	_____	_____	8.850	7.450	7.550	
				ND: _____	_____	_____	-0.300	_____	_____	
				Final: 14.400	_____	_____	14.150	12.850	13.050	54.450
	13	Christopher Remkes	AUS	Diff: 6.500	6.000	5.700	5.600	_____	_____	
				Exec: 6.250	7.350	6.750	8.650	_____	_____	
				ND: -0.300	_____	_____	_____	_____	_____	
				Final: 12.450	13.350	12.450	14.250	_____	_____	52.500

# 2016 Pacific Rim Championships







## Meet Results

Apr 8-10, 2016

Men / SR

Session: M1,M2

Competition I / II

Rank	Num	Name								AA
		Country								
23	57	Rafael Ablaza PHI	Diff: 5.100	3.300	—	4.400	3.500	—		
			Exec: 8.150	6.800	—	8.850	8.300	—		
			ND: —	—	—	-0.300	—	—		
			Final: 13.250	10.100	—	12.950	11.800	—		48.100
	28	Jile Mu CHN	Diff: 6.400	5.500	—	5.200	—	—		
			Exec: 8.800	8.750	—	9.200	—	—		
			ND: —	—	—	—	—	—		
			Final: 15.200	14.250	—	14.400	—	—		43.850
	56	Callum Phillips NZL	Diff: 4.100	4.800	—	—	4.800	—		
			Exec: 7.400	8.500	—	—	9.150	—		
			ND: —	—	—	—	—	—		
			Final: 11.500	13.300	—	—	13.950	—		38.750
24	41	Man Hin Jim HKG	Diff: —	—	—	5.600	5.500	4.200		
			Exec: —	—	—	9.150	7.150	6.750		
			ND: —	—	—	—	—	—		
			Final: —	—	—	14.750	12.650	10.950		38.350
	58	Reyland Capellan PHI	Diff: 6.400	—	—	5.600	—	—		
			Exec: 8.050	—	—	8.450	—	—		
			ND: -0.300	—	—	-0.300	—	—		
			Final: 14.150	—	—	13.750	—	—		27.900
	32	Jossimar Calvo COL	Diff: 0.000	0.000	0.000	0.000	0.000	0.000		
			Exec: 0.000	0.000	0.000	0.000	0.000	0.000		
			ND: —	—	—	—	—	—		
			Final: 0.000	0.000	0.000	0.000	0.000	0.000		0.000