







2016 Men's JO Nationals

L8 JE Regional Team Results

May 4-8, 2016

Page: 1
 Printed: 5/6/2016 9:49 PM
 Men / 8 / All Ages
 Session: 6-8







Rank	Gym	Team	Score						
1	Team R1	R1	245.150	40.550 2	42.550 1	41.300 2	39.750 1	40.800 1	40.200 1
2	Team R3	R3	241.700	40.850 1	42.450 2	41.950 1	37.900 4	39.450 3T	39.100 3
3	Team R7	R7	238.200	40.400 3	41.300 3	39.500 5	38.550 3	40.150 2	38.300 4
4	Team R8	R8	236.100	39.050 6	41.100 4	39.850 4	37.550 5	39.350 5	39.200 2
5	Team R6	R6	235.500	39.750 4T	41.050 5	40.900 3	36.950 6	38.800 6	38.050 5
6	Team R5	R5	235.150	39.750 4T	40.400 6	39.200 6	38.800 2	39.450 3T	37.550 6

2016 Men's JO Nationals

L8 JE Regional Team Results

May 4-8, 2016

Page: 1
 Printed: 5/6/2016 9:49 PM
 Men / 8 / All Ages
 Session: 6-8







Rank	Gym	Team	Score						
1	Team R1	R1	245.150	40.550 2	42.550 1	41.300 2	39.750 1	40.800 1	40.200 1
	8147 Raydel Gamboa			13.900			13.400		
	8140 Riley Rose			13.350					
	8151 Dylan Yamaguchi			13.300				13.600	
	8157 Tas Hajdu				14.450				
	8144 Landon Wu				14.150	14.200		13.700	13.550
	8160 Tyler Shimizu				13.950				13.350
	8154 Mark Berlaga					13.800			
	8138 Isaiah Drake					13.300	13.550	13.500	13.300
	8137 Matthew Krall						12.800		
2	Team R3	R3	241.700	40.850 1	42.450 2	41.950 1	37.900 4	39.450 3T	39.100 3
	8258 Asher Hong			14.000	14.650	13.800	12.650	13.000	13.700
	8251 Benedict Nguyen			13.600					
	8260 Fuzzy Benas			13.250		14.150	12.750	12.950	
	8243 Vishal Mandava				14.000	14.000	12.500	13.500	
	8244 Tanner Braunton				13.800				
	8249 Erich Upton								12.700
	8255 Dallas Hale								12.700
3	Team R7	R7	238.200	40.400 3	41.300 3	39.500 5	38.550 3	40.150 2	38.300 4
	8115 Joshua Karnes			14.150	13.600	13.950	13.150	14.200	13.300
	8132 Khoi Young			13.550	14.600		13.150		
	8127 Samuel Smith			12.700					12.350
	8108 Carter Cochardo				13.100	12.950	12.250		
	8111 Kristian Grahovski					12.600		12.550	12.650
	8125 Will Fleck							13.400	
4	Team R8	R8	236.100	39.050 6	41.100 4	39.850 4	37.550 5	39.350 5	39.200 2
	8232 Javier Alfonso			13.100	13.300		12.300	12.900	13.200
	8231 Denis Irimiea			13.050		14.100	12.500	13.100	13.150
	8223 Nicholas Tarca			12.900	13.900	12.750	12.750		12.850
	8209 Joshua LaSpada				13.900			13.350	
	8215 Thomas Dowling					13.000			

2016 Men's JO Nationals

L8 JE Regional Team Results

May 4-8, 2016

Page: 2
 Printed: 5/6/2016 9:49 PM
 Men / 8 / All Ages
 Session: 6-8







Rank	Gym	Team	Score						
5	Team R6	R6	235.500	39.750 4T	41.050 5	40.900 3	36.950 6	38.800 6	38.050 5
	8208	Luke McFarland		13.400		13.400		13.050	
	8205	Benjamin Brown-Proctor		13.200	13.500		12.350		
	8203	Ian Lasic-Ellis		13.150	13.700	14.050	12.400		13.250
	8202	Fredrick Richard			13.850	13.450		13.000	12.350
	8204	Sergey Popov					12.200		
	8194	Reece Landsperger						12.750	
	8196	Alex Vandendries							12.450
6	Team R5	R5	235.150	39.750 4T	40.400 6	39.200 6	38.800 2	39.450 3T	37.550 6
	8266	Cody Troha		13.350	14.100	13.400	13.500	13.800	
	8269	Landen Blixt		13.300		13.050	12.600	13.600	12.750
	8265	Tegshmurun Jamiyankhu		13.100					12.400
	8267	Rithik Puri			13.300	12.750			12.400
	8309	Lucas Daniels			13.000		12.700		
	8271	William Howard						12.050	

2016 Men's JO Nationals

L8 JO Regional Team Results

May 4-8, 2016

Page: 1
 Printed: 5/6/2016 5:34 PM
 Men / 8 / All Ages
 Session: 4-8,5-8







Rank	Gym	Team	Score						
1	Team R5	R5	385.650	66.400 1	66.750 1	62.850 1	63.000 1	64.950 1	61.700 2
2	Team R1	R1	382.950	65.800 2	65.900 2	62.400 3	62.100 3	64.500 2	62.250 1
3	Team R7	R7	375.600	64.600 6	63.200 5	62.150 4	61.650 5	64.350 3	59.650 5
4T	Team R9	R9	374.950	65.150 4	64.650 3	62.550 2	62.350 2	61.200 7	59.050 7
4T	Team R8	R8	374.950	65.700 3	63.400 4	60.750 6	61.700 4	63.150 4	60.250 3
6	Team R3	R3	369.550	64.800 5	63.000 6T	61.100 5	60.750 6	60.400 8	59.500 6
7	Team R4	R4	367.700	62.700 8	63.000 6T	60.000 7	60.550 7	61.600 6	59.850 4
8	Team R2	R2	365.700	64.350 7	62.250 8	58.500 9	59.250 8	62.950 5	58.400 8
9	Team R6	R6	354.450	62.350 9	57.650 9	59.000 8	58.600 9	59.000 9	57.850 9

2016 Men's JO Nationals

L8 JO Regional Team Results

May 4-8, 2016

Page: 1
 Printed: 5/6/2016 5:34 PM
 Men / 8 / All Ages
 Session: 4-8,5-8







Rank	Gym	Team	Score						
1	Team R5	R5	385.650	66.400	66.750	62.850	63.000	64.950	61.700
				1	1	1	1	1	2
	8290	Michael Baren		13.400			12.450	13.200	
	8303	Tai Gopaul		13.350	13.500				
	8286	Max Ford		13.250				13.250	
	8283	Michael Kafati		13.200					
	8298	Ben Stein		13.200			12.800		
	8291	Alexander Chen			13.550				
	8294	Ryan Vanichtheeranont			13.300				
	8295	Ayush Basu			13.200				12.300
	8272	Ari Bekker			13.200	12.750			12.700
	8282	Alwyn Jacob				12.700			
	8289	Matthew Williams				12.600		12.800	
	8296	Nathan York				12.400			12.700
	8302	Maximilian Olinger				12.400			12.000
	8297	Jordan Roberto					12.700		
	8263	Brody McDonald					12.600		
	8276	Avery Grosvenor					12.450		
	8285	Jack Fellmy						12.900	
	8273	Arthur Ashton						12.800	
	8284	Brandon Hart							12.000
2	Team R1	R1	382.950	65.800	65.900	62.400	62.100	64.500	62.250
				2	2	3	3	2	1
	8156	Jagger Zlotoff		13.450	13.250	12.950		13.200	
	8153	Zachary Neiman-Macak		13.400	13.100		12.250		12.600
	8134	Aidan Myers		13.200			12.150		
	8141	Hudson Harms		12.900					
	8155	Andrew McGill		12.850		12.600		13.100	12.400
	8143	Jesse-Lee Pakele			13.300	12.450			
	8152	Grant Guerrero			13.300			12.900	
	8142	Jadon Roberson			12.950	12.300	12.850	12.400	12.900
	8158	Jeremy Cook				12.100	12.450		
	8162	Joseph Buselmeier					12.400		12.050
	8161	Izaiha Mlay						12.900	
	8149	Armando Visitacion							12.300

2016 Men's JO Nationals

L8 JO Regional Team Results

May 4-8, 2016

Page: 2
 Printed: 5/6/2016 5:34 PM
 Men / 8 / All Ages
 Session: 4-8,5-8







Rank	Gym	Team	Score						
3	Team R7	R7	375.600	64.600 6	63.200 5	62.150 4	61.650 5	64.350 3	59.650 5
	8104	Donavyn Diaz		13.650		12.650		12.750	11.900
	8113	Jt Basulto		12.900			12.400		
	8121	Dominic Pozo		12.900					
	8122	Davio Badalamenti		12.600			12.400		
	8130	Joshua Henry-Price		12.550		12.300	12.400		12.050
	8120	Rhys George			12.900	12.300			
	8128	Connor Micklos			12.700				11.850
	8105	Owen Shepherd			12.550				
	8110	Matthew Piekarski			12.550			12.700	
	8124	Lawson Haynes			12.500				
	8119	Tanner Deyo				12.750			
	8103	Alisher Shermatov				12.150			
	8114	Ryan Heng					12.350	12.950	
	8112	Ethan Narang					12.100		11.950
	8123	Isaac Madey						13.500	
	8101	Jakob Feltquate						12.450	
	8100	Parker Thackston							11.900
4T	Team R9	R9	374.950	65.150 4	64.650 3	62.550 2	62.350 2	61.200 7	59.050 7
	8190	Matthew Romalia		13.950	14.050	13.200	12.700	12.550	12.400
	8185	Bryson White		13.300	12.700	11.750	12.350	12.100	11.600
	8191	Kevin Dammers		12.800				12.300	
	8193	Brigham Frentheway		12.700		12.650	12.400	12.350	11.450
	8192	Alex Wingrove		12.400	12.500			11.900	11.700
	8188	Ayden Johnston			13.000	12.550	12.300		
	8187	Jacob McDonough			12.400	12.400	12.600		
	8186	Kaleb Hartley							11.900

2016 Men's JO Nationals

L8 JO Regional Team Results

May 4-8, 2016

Page: 3
 Printed: 5/6/2016 5:34 PM
 Men / 8 / All Ages
 Session: 4-8,5-8







Rank	Gym	Team	Score						
4T	Team R8	R8	374.950	65.700 3	63.400 4	60.750 6	61.700 4	63.150 4	60.250 3
	8299	William Harrington		13.700			12.400		
	8227	Justin Smith		13.250		12.500			12.150
	8211	Thomas Svoboda		13.000					
	8235	Aiden Whitehead		12.900		12.300			
	8230	William Wilson		12.850			12.200		
	8226	Danilo Viciano			13.000				11.600
	8219	Arden Spiro			12.900				
	8216	Jacob Foster			12.550			12.350	
	8210	Alexander Lee			12.500			12.750	
	8229	Jonah Diaz			12.450	12.200			
	8212	Zachary Brockett				11.950			
	8228	Rintaro Miwa				11.800	12.250		
	8222	Tyler Flowers					12.450	12.950	12.550
	8213	Matthew Browne					12.400	12.750	
	8220	Kyle Mayotte						12.350	11.900
	8217	Major Bain							12.050
6	Team R3	R3	369.550	64.800 5	63.000 6T	61.100 5	60.750 6	60.400 8	59.500 6
	8252	Caden Peacock		13.300					
	8239	Michael Bankston		13.200	12.600	12.650		11.750	
	8259	Sebastian Lawrence		12.900	12.500				
	8242	Logan McKeown		12.750			12.250	12.400	
	8240	Rylee Crowe		12.650		11.800	12.000		11.750
	8257	Donovan Diviney			12.800	12.500	12.550	11.800	11.600
	8254	Samir Mehta			12.650		12.100	12.250	11.850
	8241	Joshua Branstetter			12.450				
	8253	Robert Goss				12.100			
	8245	Marcel Aguirre				12.050	11.850		
	8237	Jacob Busby						12.200	11.700
	8238	Aaron Davidson							12.600

2016 Men's JO Nationals

L8 JO Regional Team Results

May 4-8, 2016

Page: 4
 Printed: 5/6/2016 5:34 PM
 Men / 8 / All Ages
 Session: 4-8,5-8







Rank	Gym	Team	Score						
7	Team R4	R4	367.700	62.700 8	63.000 6T	60.000 7	60.550 7	61.600 6	59.850 4
	8307	Nathan Couture		12.800	12.900	11.700		12.500	
	8308	Jackson Mellencamp		12.600					11.750
	8179	Mark Staley		12.500			12.400		
	8177	Colton Tevz		12.400	12.600	12.000	11.800	12.250	12.700
	8306	Zachary Gilbaugh		12.400			12.600		
	8174	Saahil Tumuluri			12.900	11.750		12.200	11.800
	8305	Zachary Snyder			12.350	12.550			
	8175	Sam Marek			12.250			12.350	
	8171	Liam Wargin				12.000			11.700
	8176	Matthew Underhill					11.900	12.300	
	8182	Nicholas Vincent					11.850		
	8173	Nathan Mirkes							11.900
8	Team R2	R2	365.700	64.350 7	62.250 8	58.500 9	59.250 8	62.950 5	58.400 8
	8164	Dante Hays		13.200	12.250	11.750	12.100	12.400	13.150
	8170	Zachary Murray		13.000	12.700				
	8167	Nikolas Ioannou		12.950	12.650	11.550	11.650	12.750	10.400
	8168	Emanuel Grib		12.900		11.450	12.150	12.250	11.900
	8166	Cole Shelly		12.300	12.150		11.500		
	8169	Eric Markov			12.500	12.000		12.950	10.550
	8163	Everett O'Donnell				11.750	11.850	12.600	12.400
9	Team R6	R6	354.450	62.350 9	57.650 9	59.000 8	58.600 9	59.000 9	57.850 9
	8198	Jonah Henderson		13.050	11.200	11.250	12.000	11.900	
	8206	Joshua Privedenyuk		12.650		12.250	12.600	11.650	11.900
	8197	Michelangelo Villani		12.500	11.950	12.200	11.600		11.000
	8201	Jayden Hawkins		12.200	12.200			11.800	
	8200	Cole Sylvia		11.950	10.950		11.450		12.000
	8207	Tucker Blanchard			11.350	12.100	10.950	11.600	11.850
	8199	Collin McSparren				11.200		12.050	11.100

2016 Men's JO Nationals

L9 JE Regional Team Results

May 4-8, 2016

Page: 1
 Printed: 5/6/2016 9:50 PM
 Men / 9 / All Ages
 Session: 6-9







Rank	Gym	Team	Score						
1	Team R3	R3	253.050	43.750 2	40.850 3	43.300 1	42.350 1	42.200 2	40.600 3
2	Team R8	R8	251.100	44.100 1	40.950 2	41.950 2	41.750 2	40.900 4	41.450 1
3	Team R1	R1	249.700	42.350 4	41.050 1	41.650 3	41.500 4	42.100 3	41.050 2
4	Team R5	R5	245.250	43.150 3	39.950 4	39.400 5	40.600 5	42.300 1	39.850 4
5	Team R2	R2	236.300	41.600 5	36.550 7	41.050 4	39.800 6	39.600 5	37.700 8
6	Team R9	R9	235.150	41.250 6	38.150 5	39.200 6	41.600 3	37.200 7	37.750 7
7	Team R7	R7	229.900	40.550 7	36.050 8	38.000 7	38.800 7	38.550 6	37.950 6
8	Team R6	R6	227.950	40.450 8	37.650 6	37.150 8	38.200 8	36.000 8	38.500 5

2016 Men's JO Nationals

L9 JE Regional Team Results

May 4-8, 2016

Page: 1
 Printed: 5/6/2016 9:50 PM
 Men / 9 / All Ages
 Session: 6-9







Rank	Gym	Team	Score						
1	Team R3	R3	253.050	43.750 2	40.850 3	43.300 1	42.350 1	42.200 2	40.600 3
	9258	Robbie Shamp		14.850			14.400	13.500	
	9275	John Chou		14.450	13.800			14.700	13.100
	9296	Michael Artlip		14.450					
	9267	Noah Duran			13.750				
	9284	Garrett Braunton			13.300	14.800			14.400
	9256	Colt Walker				14.600	14.050	14.000	13.100
	9288	Alan Camillus				13.900			
	9266	Liam McQuillan					13.900		
2	Team R8	R8	251.100	44.100 1	40.950 2	41.950 2	41.750 2	40.900 4	41.450 1
	9234	David Willett		14.900		14.200	14.200	14.200	
	9230	Kameron Nelson		14.700			13.700		
	9249	Crew Bold		14.500					
	9252	Travis Wong			13.800	13.450			13.500
	9227	Shion Aizawa			13.700				
	9251	Justin Ah Chow			13.450	14.300	13.850	13.550	14.300
	9231	Jacob Bassett						13.150	13.650
3	Team R1	R1	249.700	42.350 4	41.050 1	41.650 3	41.500 4	42.100 3	41.050 2
	9166	Brandon Briones		14.250				13.700	13.300
	9145	Samuel Phillips		14.200		13.750	13.850	14.400	14.350
	9164	Riley Loos		13.900		14.450			13.400
	9149	Julian Brutchin-Roose			14.300	13.450	13.650	14.000	
	9146	Blake Tingzon			13.400				
	9154	Jordan Williams			13.350				
	9139	Brandon Nguyen					14.000		
4	Team R5	R5	245.250	43.150 3	39.950 4	39.400 5	40.600 5	42.300 1	39.850 4
	9318	Paul Juda		14.700		13.650	13.650	14.300	13.900
	9279	Will Hauke		14.300			13.400		
	9308	David Dortmund		14.150	13.200				
	9310	Cyrus Matthews			13.450		13.550	14.200	
	9300	Evan Ng			13.300	12.850			13.050
	9315	Tyler Rockwood				12.900			12.900
	9317	Patrick da Silva						13.800	

2016 Men's JO Nationals

L9 JE Regional Team Results

May 4-8, 2016

Page: 2
 Printed: 5/6/2016 9:50 PM
 Men / 9 / All Ages
 Session: 6-9







Rank	Gym	Team	Score						
5	Team R2	R2	236.300	41.600 5	36.550 7	41.050 4	39.800 6	39.600 5	37.700 8
	9169	Austin Kirk		13.900	12.600	13.400		13.450	11.900
	9173	Nicolas Kuebler		13.900		13.600	13.700		
	9170	Troy Jenkins Jr		13.800	12.450	14.050	12.750	12.800	13.100
	9174	Zachary Tiderman			11.500		13.350	13.350	12.700
6	Team R9	R9	235.150	41.250 6	38.150 5	39.200 6	41.600 3	37.200 7	37.750 7
	9192	Logan Myers		13.900	12.600		13.650	12.450	12.950
	9193	Noah Giordano		13.900	13.100	12.600	13.600		12.700
	9198	Colin Wingrove		13.450	12.450		14.350		12.100
	9201	William Watkins				13.450		11.800	
	9200	Taylor Christopulos				13.150		12.950	
7	Team R7	R7	229.900	40.550 7	36.050 8	38.000 7	38.800 7	38.550 6	37.950 6
	9128	Aleksandr Kuzmenchuk		13.900	12.700	12.700	12.700	13.300	12.900
	9127	Dhiren Lutchman		13.600	11.900	13.200	13.250	13.850	13.550
	9108	Martin Tchamov		13.050	11.450	12.100	12.850	11.400	11.500
8	Team R6	R6	227.950	40.450 8	37.650 6	37.150 8	38.200 8	36.000 8	38.500 5
	9206	Yan Inhaber-Courchesne		14.000	12.900	12.200	12.750	12.850	12.800
	9213	Matthew Cormier		13.300	12.450	12.250	12.900	12.200	12.800
	9205	Syam Buradagunta		13.150	12.300	12.700	12.550	10.950	12.900

2016 Men's JO Nationals

L9 JO Regional Team Results

May 4-8, 2016

Page: 1
 Printed: 5/6/2016 5:34 PM
 Men / 9 / All Ages
 Session: 4-9,5-9







Rank	Gym	Team	Score						
1	Team R7	R7	398.900	69.300 2	66.050 2	63.650 5	67.700 2	67.300 3T	64.900 1
2	Team R6	R6	398.050	69.550 1	63.600 6	64.100 3	67.650 3	68.400 1	64.750 2
3	Team R5	R5	396.450	67.900 5	65.750 4	62.950 6	68.950 1	67.300 3T	63.600 3
4	Team R8	R8	395.300	67.800 6	65.000 5	64.550 2	67.400 4	68.300 2	62.250 6
5	Team R1	R1	395.200	68.150 4	66.700 1	64.800 1	65.600 6	66.950 5	63.000 4
6	Team R3	R3	389.950	68.750 3	65.900 3	62.850 7	65.350 7	65.700 7	61.400 8
7	Team R4	R4	387.700	66.700 8	62.300 8	64.000 4	65.750 5	66.000 6	62.950 5
8	Team R9	R9	382.100	67.100 7	63.100 7	61.850 8	63.750 8	64.450 8	61.850 7

2016 Men's JO Nationals

L9 JO Regional Team Results

May 4-8, 2016

Page: 1
 Printed: 5/6/2016 5:35 PM
 Men / 9 / All Ages
 Session: 4-9,5-9







Rank	Gym	Team	Score						
1	Team R7	R7	398.900	69.300 2	66.050 2	63.650 5	67.700 2	67.300 3T	64.900 1
	9122 Kazuki Hayashi			14.000			13.500	13.500	13.000
	9107 Matthew Schuchman			13.900					
	9111 Logan McGlynn			13.850		12.400	14.000		
	9120 Jalen Peterson			13.850			13.750		
	9117 Andrew Overman			13.700	12.600			13.600	
	9119 Erik Engelke				13.800			13.250	
	9109 Camron Sallade				13.800				
	9104 Cannon Johnson				13.200	13.300		13.750	13.050
	9112 Connor Gallagher				12.650				
	9121 Chase Clingman					12.900			13.300
	9106 Patrick Armstrong					12.650			
	9105 Dylan Kolak					12.400	13.650		
	9129 Ian Dinmore						12.800		
	9126 Donovan Hewitt							13.200	
	9103 Taiga Yamanaka								12.950
	9123 Joshua Studeman								12.600
2	Team R6	R6	398.050	69.550 1	63.600 6	64.100 3	67.650 3	68.400 1	64.750 2
	9210 Matthew Travaglini			14.400		12.450		13.750	12.600
	9211 Sam Roach			14.100	13.100	13.450	13.950	13.650	13.100
	9208 Aidan Cuy			13.800	12.800	12.800	13.300	13.550	
	9209 Aidan Giusti			13.750			13.300	13.600	12.550
	9277 Griffin Shaw			13.500			13.250		
	9212 Steven Manolakis				12.600	12.850			
	9276 Max Enis				12.550	12.550		13.850	13.300
	9203 Jakob Murray				12.550		13.850		13.200

2016 Men's JO Nationals

L9 JO Regional Team Results

May 4-8, 2016

Page: 2
 Printed: 5/6/2016 5:35 PM
 Men / 9 / All Ages
 Session: 4-9,5-9







Rank	Gym	Team	Score						
3	Team R5	R5	396.450	67.900	65.750	62.950	68.950	67.300	63.600
				5	4	6	1	3T	3
	9312	Andrew Kasper		13.800	13.050			13.500	
	9321	Aaron Zurcher		13.600				13.450	
	9322	Kevin Connors		13.500		12.600		13.500	
	9311	Thomas Ramos		13.500				13.500	
	9263	Weston Applegate		13.500					
	9281	Markus Shears			13.550				
	9314	Ty Wainwright			13.150				
	9319	Tyler Selvaggi			13.000				12.700
	9297	Brandon Robinson			13.000	12.600			
	9307	Beau Herion				12.650			
	9261	Keaton Lewis				12.550			12.700
	9323	Joshua Pinzour				12.550			
	9304	Max Delgado					14.000		
	9303	Connor Vanloo					13.950		
	9302	Austin Jones					13.950		
	9316	Jacob Nauman					13.700		12.700
	9306	Donnevun Banks					13.350		
	9283	Cole Schreiber						13.350	
	9238	Kalvin Kingshill							12.800
	9309	Matthew Richardson							12.700
4	Team R8	R8	395.300	67.800	65.000	64.550	67.400	68.300	62.250
				6	5	2	4	2	6
	9237	Matthew Whitson		13.700					
	9218	Michael Kelly		13.600					
	9243	Kofi Reeves-Miller		13.550				13.700	12.450
	9220	Metody Chervenkov		13.500					
	9244	Josh Petramale		13.450	12.650				
	9246	Austin Brattli			13.550			13.650	
	9232	Wyatt Coon			13.300	12.750	13.250		12.650
	9236	Jack Slater			12.850	13.550			
	9217	Joseph Stepp			12.650	12.900			
	9226	Ethan Boder				12.750	13.700		
	9215	Wil Getchell				12.600		13.850	12.400
	9253	Ray Bridges 3rd					13.900		
	9241	William Gomez					13.650	13.500	
	9240	Zachary English					12.900		12.400
	9248	Juan Gomez						13.600	
	9221	Braden Hester							12.350

2016 Men's JO Nationals

L9 JO Regional Team Results

May 4-8, 2016

Page: 3
 Printed: 5/6/2016 5:35 PM
 Men / 9 / All Ages
 Session: 4-9,5-9







Rank	Gym	Team	Score						
5	Team R1	R1	395.200	68.150 4	66.700 1	64.800 1	65.600 6	66.950 5	63.000 4
	9142	Noah Sano		14.100	13.500	13.200		13.250	
	9144	Malcolm-Allen Baytop		13.700	13.000	13.400			12.250
	9156	Grant Draper		13.550					
	9147	Erick Khechoyan		13.500			12.950		
	9151	Jonah Kraenzel		13.300			13.500		
	9168	Will Lavanakul			14.200	12.500			
	9143	Samuel Miller			13.000	12.900		13.500	13.400
	9137	Kyle Burriss			13.000				
	9152	Troy Lipis				12.800			
	9133	Matthew Sulham					13.450		12.300
	9150	Derek Wahlenmaier					12.900		
	9132	David Rauchwerger					12.800		
	9163	Yuelin Li						13.550	12.300
	9155	Yassin Tantawy						13.350	
	9167	Gabriel Parker						13.300	
	9140	Eric Shebert							12.750
6	Team R3	R3	389.950	68.750 3	65.900 3	62.850 7	65.350 7	65.700 7	61.400 8
	9292	Connor McCool		14.300			13.600		
	9289	Noah Newkirk		13.800					
	9290	Adam Elahmadi		13.750			13.000	12.800	
	9298	Andres Hernandez		13.500		12.650		13.450	
	9294	Evan Manivong		13.400			12.950		12.600
	9270	Ronan McQuillan			13.800				
	9257	Theron Graham			13.500				
	9268	James Mancha			13.200	12.250			12.500
	9259	Elijah Owen			12.800			12.650	11.850
	9287	London Phu			12.600	12.350			12.300
	9295	Victor Perez				13.050	12.900		
	9271	Sebastian Barquero				12.550			
	9260	Kaeson Middleton					12.900		
	9293	Zachary Nelson						13.700	
	9291	Colin Milson						13.100	12.150

2016 Men's JO Nationals

L9 JO Regional Team Results

May 4-8, 2016







Page: 4
 Printed: 5/6/2016 5:35 PM
 Men / 9 / All Ages
 Session: 4-9,5-9

Rank	Gym	Team	Score						
7	Team R4	R4	387.700	66.700	62.300	64.000	65.750	66.000	62.950
				8	8	4	5	6	5
	9181 Zachary Irene			13.800	12.550	12.800			
	9186 Samuel Metzler			13.350	12.350				
	9183 Dane Cramer			13.300					
	9179 Giovanni Gambatese			13.150	12.400	13.100	12.900	13.500	13.300
	9182 Ryan McMaster			13.100	12.600			13.750	
	9188 Andrew Hyde				12.400				
	9177 Cole Janz					12.950		13.250	12.500
	9178 Justin Kleczka					12.750	13.450	12.650	
	9180 Alec Wright					12.400	13.100		
	9176 Dejaquan Mast-Hochsted						13.200		12.750
	9187 Thiago Xifra						13.100		
	9324 Kyden Martinez							12.850	12.300
	9325 Lucas Lorber								12.100
8	Team R9	R9	382.100	67.100	63.100	61.850	63.750	64.450	61.850
				7	7	8	8	8	7
	9191 Connor Thomas			13.750	12.650	12.450	12.800		
	9197 Joseph Mischke			13.600	12.500		12.500	13.650	
	9190 Mark Detrick			13.350		12.300	12.850	12.600	12.750
	9189 John Spurlock			13.300	13.350	12.300	13.100	12.800	13.050
	9195 Ben Roesener			13.100	12.400	12.300	12.500		12.200
	9194 Matthew Gust				12.200	12.500		12.750	11.850
	9199 Caleb Churchill							12.650	12.000

2016 Men's JO Nationals

JE Regional Team Results







May 4-8, 2016

Rank	Gym	Team	Score						
1	Team R3	R3	267.200	45.500 1	43.550 2	45.300 1	45.550 1	44.050 1	43.250 2
2	Team R1	R1	266.500	45.350 2	43.700 1	45.200 2	45.100 2	43.450 3	43.700 1
3	Team R5	R5	263.250	44.700 3	43.400 3	44.400 3	44.800 3	43.050 4T	42.900 3
4	Team R8	R8	260.250	42.950 7	43.050 4	44.150 4	44.600 4	43.500 2	42.000 6
5	Team R7	R7	259.850	44.600 4	42.300 6	43.650 6	44.550 5	42.500 6	42.250 5
6	Team R6	R6	256.800	43.300 6	42.850 5	43.750 5	43.250 6	43.050 4T	40.600 7
7	Team R9	R9	253.750	43.650 5	41.300 7	42.300 7	41.550 7	42.400 7	42.550 4

2016 Men's JO Nationals

JE Regional Team Results







May 4-8, 2016

Rank	Gym	Team	Score						
1	Team R3	R3	267.200	45.500 1	43.550 2	45.300 1	45.550 1	44.050 1	43.250 2
	1260 Alexei Vernyi			15.600		14.950	15.350	14.600	
	1274 Griffin Kehler			15.500					
	1254 Davis Grooms			14.400			15.000		
	1259 Ian Gunther				14.950				14.600
	1273 David Pochinka				14.500			14.700	
	1279 Blake Sun				14.100			14.750	
	1262 Joshua Williams					15.200			
	2248 Matthew Wenske					15.150	15.200		14.300
	1255 Khalil Jackson								14.350
2	Team R1	R1	266.500	45.350 2	43.700 1	45.200 2	45.100 2	43.450 3	43.700 1
	1141 Angel Leon			15.400	14.200			14.450	
	2164 Andrew Herrador			15.250	14.150				
	1142 Brennan Pantazis			14.700			15.250		
	1159 Bennet Huang				15.350		14.750		
	1133 Shane Sadighi					15.300			
	2144 Thomas Chin					15.100			
	1147 Cameron Bock					14.800	15.100	14.950	14.950
	1150 Brandon Hsu							14.050	
	1154 Thomas Lee								14.600
	1136 Ryan McVay								14.150
3	Team R5	R5	263.250	44.700 3	43.400 3	44.400 3	44.800 3	43.050 4T	42.900 3
	1305 Jacob Moore			15.050	14.900	14.450			
	2278 Nicholas Guy			14.900			15.250		
	2272 Bailey Perez			14.750			14.850	14.350	
	2277 Mitchell Brown				14.350			14.600	14.350
	1282 Maxim Andryushchenko				14.150		14.700		
	1304 Russell Johnson					15.000			
	1303 Parker Clayton					14.950			
	1297 Curran Phillips							14.100	14.300
	2280 Connor Lewis								14.250

2016 Men's JO Nationals

JE Regional Team Results







May 4-8, 2016

Rank	Gym	Team	Score						
4	Team R8	R8	260.250	42.950 7	43.050 4	44.150 4	44.600 4	43.500 2	42.000 6
	1313	Andrew Bitner		14.750		14.750	14.300		13.950
	1315	Stewart Brown		14.100			15.100	14.700	
	1239	Nikita Potapov		14.100					
	1235	Keeley Maigne			14.550				
	2219	Matthew Wagner			14.300				
	1225	Brody Malone			14.200	14.600	15.200	14.750	13.950
	2235	Anton Vorona				14.800			
	2233	Ryan Orce						14.050	
	1224	Ethan Esval							14.100
5	Team R7	R7	259.850	44.600 4	42.300 6	43.650 6	44.550 5	42.500 6	42.250 5
	2109	Sebastian Quiana		15.200					
	1112	Kevin Penev		14.750	13.750	14.100	15.100		
	2217	Jacob Light		14.650		15.250	14.600		
	2107	Andrew Brower			14.550	14.300		14.400	
	2105	Favian Valdez			14.000			14.000	
	1122	Sean Neighbarger					14.850		
	1103	Evan Hymanson						14.100	14.250
	2108	Timothy Kutyla							14.200
	2121	Kyte Crigger							13.800
6	Team R6	R6	256.800	43.300 6	42.850 5	43.750 5	43.250 6	43.050 4T	40.600 7
	1312	Kevin Portofee		14.900					
	1219	Nikita Bolotsky		14.600		14.300			13.550
	1210	Michael Fletcher		13.800			14.150	14.500	
	1208	Nicholas Merryman			14.850	14.450			
	1221	Addison Chung			14.000	15.000			13.500
	2210	Jonathan Wang			14.000			14.200	13.550
	1206	Liam Doherty-Herwitz					14.800		
	2213	Ben Provost					14.300		
	1207	Jonathan Liu						14.350	
7	Team R9	R9	253.750	43.650 5	41.300 7	42.300 7	41.550 7	42.400 7	42.550 4
	1197	Vitaliy Guimaraes		15.100	14.050	14.500	14.350	14.700	14.250
	2194	Cutter Fugett		14.550	13.750	14.200	13.750	13.800	14.550
	2196	Kirk Malm		14.000			13.450		
	1200	Dillan King			13.500				
	1201	Scott McMurray				13.600		13.900	13.750

2016 Men's JO Nationals

JO Regional Team Results







May 4-8, 2016

Rank	Gym	Team	Score						
1	Team R5	R5	423.000	72.800 1	69.850 1	69.750 2	73.950 1	69.800 1T	66.850 3T
2	Team R1	R1	419.150	71.100 4	66.850 6	69.000 3	73.800 2	69.250 3	69.150 1
3	Team R8	R8	415.650	71.850 2	67.550 4	67.950 7	71.450 4	69.800 1T	67.050 2
4	Team R7	R7	414.950	71.450 3	65.750 7	69.950 1	72.850 3	68.400 5	66.550 5
5	Team R6	R6	412.000	70.500 7	68.600 2	68.500 4	71.300 5T	67.700 6	65.400 7
6	Team R3	R3	409.650	70.850 6	68.150 3	67.300 8	71.300 5T	67.550 7	64.500 8
7	Team R4	R4	409.300	71.000 5	67.300 5	68.050 6	69.900 7	66.700 9	66.350 6
8	Team R9	R9	407.200	69.400 9	64.100 9	68.100 5	69.600 8	69.150 4	66.850 3T
9	Team R2	R2	401.000	70.050 8	64.700 8	65.700 9	68.800 9	67.350 8	64.400 9

2016 Men's JO Nationals

JO Regional Team Results

May 4-8, 2016

Rank	Gym	Team	Score						
1	Team R5	R5	423.000	72.800	69.850	69.750	73.950	69.800	66.850
				1	1	2	1	1T	3T
	1301	Zachary Peters		15.400			15.450		
	1284	Jacob Gricar		14.600					
	1295	Max Diab		14.450		13.500		13.900	
	2286	Tim O'Neill		14.250		13.600	14.900	13.550	
	2273	Rex Scott		14.100					13.400
	2281	Michael Paradise			15.400				
	2266	Nomondalai Jamiyankhuu			13.700		14.400		
	2271	Dan Graham			13.650	13.900			13.350
	1294	Dominic Tommasone			13.550	14.050			
	1290	Benjamin Mitchell			13.550				
	2274	Tyler Ball				14.700			
	2267	Victor Bello					14.800		
	2275	Griffin Olis					14.400		
	1215	Brendan Hopgood						14.500	
	2288	Domenico Sciulli						13.950	
	2282	Jacob Wade						13.900	
	1307	Jacob Yehling							13.450
	2262	Justin Murphy							13.350
	1264	Alan Gerdov							13.300
2	Team R1	R1	419.150	71.100	66.850	69.000	73.800	69.250	69.150
				4	6	3	2	3	1
	2159	Eric Vincent		14.550		13.350	14.550	13.450	
	2156	Nicholas Garcia		14.350		13.750	15.000		
	1151	Eric Nakamura		14.250					
	2158	Christopher Bartee		14.100	13.500				
	2148	Caleb Rodriguez		13.850				14.700	
	1149	Perry Lightfoot			13.750				
	2153	Diego Neumaier			13.300				13.600
	2162	William Sweeten			13.200		14.950		
	1160	Zion English			13.100				
	2142	Isaac Hammett				14.950			
	2147	Brett Miller				13.500		13.500	
	1157	Daniel Lasenbby				13.450			
	1135	Kyle Abe					14.750		
	1129	Max Williams					14.550		13.750
	1140	Tyler Brennan						14.000	
	2138	Alejandro Suarez						13.600	13.800
	1146	Angel Haro							14.350
	1145	Matthew Randolph							13.650

2016 Men's JO Nationals

JO Regional Team Results







May 4-8, 2016

Page: 2

Printed: 5/5/2016 5:28 PM

Men / 10 / All Ages







Session: 1J,1S,2J,2S

Rank	Gym	Team	Score						
3	Team R8	R8	415.650	71.850	67.550	67.950	71.450	69.800	67.050
				2	4	7	4	1T	2
	2222	Corey Matthews Jr.		14.650			14.250		
	1244	Sergio Fernandez		14.500	13.150			14.050	13.700
	1231	Valen Watrous		14.400	13.200				
	2220	Clayton Spencer		14.200					
	1241	Collin Hickey		14.100			13.900		13.400
	1223	Noah Everett			13.800			14.300	
	2237	Bobby Costea			13.700	13.800		13.600	
	2228	Michael Peluso			13.700				
	1232	Brayton Williams				14.050		14.250	
	1240	Joe Rabaja				13.550			13.050
	2234	Matthew Leon				13.500			
	1247	James Lawson				13.050			
	1245	Asad Jooma					14.700		
	2214	Robert Sheppard					14.350		
	2236	Erik-1 Zamora					14.250		
	2225	Thomas Brooks						13.600	
	2215	Christopher Clark							13.600
	2230	Christopher Bryant							13.300
4	Team R7	R7	414.950	71.450	65.750	69.950	72.850	68.400	66.550
				3	7	1	3	5	5
	2119	Tomas Palma Alvarado		15.200		14.600	14.300		
	1124	Garrett Kasiski		14.150				13.600	
	2100	Matthew Koy		14.150					
	2110	Liam O'Hara		14.050					
	2122	Connor Jones		13.900			14.600		13.550
	1113	Miles Miller			13.300				13.200
	2106	Paul Brower			13.300				
	2130	Stephen Lewis			13.100	13.800	14.600		
	2115	Daneal Rozman			13.050				
	2128	Nicholas Pelikan			13.000				
	1117	Mathew Diaz				13.950			
	1123	Chris McCord				13.900		13.550	
	2127	Thomas Paul				13.700			13.400
	2120	Erik Del Cid					14.750		13.200
	1101	Michael-1 Moran					14.600		
	1126	Christian Marsh						13.800	
	1104	Christopher Iram						13.800	
	1125	Sam Kressman						13.650	
	2103	Kirill Yefremenko							13.200

2016 Men's JO Nationals

JO Regional Team Results







May 4-8, 2016

Rank	Gym	Team	Score						
5	Team R6	R6	412.000	70.500	68.600	68.500	71.300	67.700	65.400
				7	2	4	5T	6	7
	2208	Bryan Perla		14.500		13.000	13.950	13.300	14.500
	1204	Ben Sky		14.150		14.350	14.300		12.700
	1222	Teaanou Gonzalez		14.100		12.850	14.500		
	1220	Luke Smigliani		13.950		13.550		13.600	
	1211	Antonio Sacchiero		13.800				13.450	
	1214	Stephen-1 Nedoroscik			14.900				
	1218	Jacob Carlson			13.500			13.900	12.250
	2211	Taylor Gigandet			13.500				
	2206	Franklin Valentin			13.450	14.750	14.550	13.450	
	2212	Aidan-1 MacCuish			13.250				
	2209	Grant Cullen					14.000		13.100
	1213	Alexander Fitzgerald							12.850
6	Team R3	R3	409.650	70.850	68.150	67.300	71.300	67.550	64.500
				6	3	8	5T	7	8
	1272	Morgan Seyler		15.250	13.600			13.200	
	1263	Lane Siegle		14.300	13.350	13.100		13.250	12.950
	1280	Chase Rodriguez		13.850					
	1252	Timothy Fletcher		13.750	13.350	13.650		13.350	12.850
	1249	Cade Muldrow		13.700					12.750
	2251	Michael Abarca			14.100		14.150		13.150
	1277	Garrett Hughes			13.750				
	2246	Benjamin Swartout				14.100		13.600	
	1266	Calvin Rasmussen				13.450		14.150	
	2256	Ethan Kahn				13.000			
	2247	Luke Belvedere					15.000		
	2254	Nicholas Romanelli					14.150		
	2255	Lucas Beltran					14.050		
	1253	Travis Braud					13.950		
	2253	Alex Megahy							12.800

2016 Men's JO Nationals

JO Regional Team Results







May 4-8, 2016

Rank	Gym	Team	Score						
7	Team R4	R4	409.300	71.000 5	67.300 5	68.050 6	69.900 7	66.700 9	66.350 6
	2183	Jacob Schroeder		14.700				13.300	
	1186	Blake Wright		14.200					13.300
	2181	Ivan Rudnitski		14.100	13.700	14.350			13.100
	1314	Noah Scigliano		14.100					
	1174	Max Stergiades		13.900		13.900	13.750	13.450	
	1175	Colin Schwartz			14.100			13.450	
	1177	Andrew Eng			13.200	13.900			
	2180	John Anderson			13.150				
	1183	Noah Urwiler			13.150				
	2182	Jacob Goss				12.950			
	1184	Reuven-1 Roberson				12.950			
	2185	Derek Baumfalk					14.100	13.150	
	2186	Tucker Catlett					14.050		13.050
	1185	Mitchell Conzemius					14.000		13.400
	1181	Jacob Spahn					14.000		
	1182	Alex-1 Zymball						13.350	
	1179	Cash Buske							13.500
8	Team R9	R9	407.200	69.400 9	64.100 9	68.100 5	69.600 8	69.150 4	66.850 3T
	2193	Coleson Stodghill		14.350	12.550	14.450	14.100	13.400	14.050
	1202	Tony Christopulos		14.200			13.700	13.800	13.450
	2197	Caleb Jackson		13.750	12.750		14.200		12.600
	1199	Logan-2 Anderson		13.600					
	1195	Rory Carroll		13.500		13.250		13.750	13.150
	2191	Isaac Xiong			14.100	13.650		14.500	13.600
	1203	Jack Mismash			12.450				
	2192	Nicholas Boulineau			12.250	13.450			
	1196	Sammy Shepherd				13.300			
	2195	Cobie Brown					13.800	13.700	
	2199	Richard Marquez					13.800		

2016 Men's JO Nationals

JO Regional Team Results

May 4-8, 2016

Rank	Gym	Team	Score						
9	Team R2	R2	401.000	70.050	64.700	65.700	68.800	67.350	64.400
				8	8	9	9	8	9
	1163	Colton Dee		14.950	12.750	14.500	13.900	13.700	
	2167	Mitchell McHugh		14.050			13.300		
	1166	Ryker Shaw		13.800		13.250	14.300	13.450	13.100
	2172	Parker Chiapuzio		13.750	13.100		13.600	13.700	12.900
	1172	Luis Nadora		13.500	12.550	12.300			12.600
	2173	Zachary-1 Ochsenschlag			13.550				
	2170	Daniel Tu-Tygrs			12.750				
	2165	Conner Petellin				13.250			13.100
	2175	Braden Price				12.400			
	2168	Lincoln Powell					13.700		
	1171	Blaine Davis						13.300	
	1170	Anthony Xanthos						13.200	
	1164	Gianni-2 Young							12.700