

2016 Men's JE Finals

Meet Results - Multi





May 4-8, 2016

Page: 1
Printed: 5/8/2016 12:53:54 PM

Men / 9 / 13 yrs

Session: 9-9

Judge's Signatures

Rank	Num	Name/Gym								AA
1	9145	Samuel Phillips Gymnastics Olympica	Prelims Finals	14.200 9.750	11.900 8.800	13.750 9.600	13.850 9.650	14.400 9.250	14.350 9.450	82.450 56.500
				<u>Combined Total:</u>						<u>138.950</u>
2	9149	Julian Brutchin-Roose Gymnastics Olympica	Prelims Finals	13.400 9.100	14.300 9.400	13.450 9.100	13.650 9.650	14.000 8.850	13.100 9.400	81.900 55.500
				<u>Combined Total:</u>						<u>137.400</u>
3	9284	Garrett Braunton Cypress Academy	Prelims Finals	12.500 9.300	13.300 8.750	14.800 9.850	13.750 9.500	12.050 9.100	14.400 9.300	80.800 55.800
				<u>Combined Total:</u>						<u>136.600</u>
4	9252	Travis Wong Universal Gymnastics	Prelims Finals	13.500 9.100	13.800 9.300	13.450 8.950	12.950 9.400	13.000 9.200	13.500 8.850	80.200 54.800
				<u>Combined Total:</u>						<u>135.000</u>
5	9231	Jacob Bassett Hayden's Gymnastics	Prelims Finals	14.150 8.900	11.800 9.350	12.700 9.350	13.200 8.800	13.150 9.250	13.650 9.450	78.650 55.100
				<u>Combined Total:</u>						<u>133.750</u>
6	9139	Brandon Nguyen Elevate Gym Acad	Prelims Finals	13.050 9.300	12.400 8.700	13.300 8.100	14.000 9.650	12.400 9.600	13.000 9.600	78.150 54.950
				<u>Combined Total:</u>						<u>133.100</u>
7	9128	Aleksandr Kuzmenchuk Paragon Gym	Prelims Finals	13.900 8.950	12.700 9.150	12.700 8.700	12.700 9.200	13.300 9.300	12.900 9.050	78.200 54.350
				<u>Combined Total:</u>						<u>132.550</u>
8	9206	Yan Inhaber-Courchesne NEAG- Marlborough	Prelims Finals	14.000 8.900	12.900 9.500	12.200 9.400	12.750 8.900	12.850 8.700	12.800 8.950	77.500 54.350
				<u>Combined Total:</u>						<u>131.850</u>
9	9193	Noah Giordano 5280 Gym North	Prelims Finals	13.900 9.000	13.100 9.000	12.600 9.200	13.600 9.250	11.350 8.600	12.700 9.450	77.250 54.500
				<u>Combined Total:</u>						<u>131.750</u>
10T	9146	Blake Tingzon Gymnastics Olympica	Prelims Finals	13.300 8.800	13.400 9.000	12.650 9.050	12.800 9.050	12.950 8.400	12.800 9.350	77.900 53.650
				<u>Combined Total:</u>						<u>131.550</u>
10T	9315	Tyler Rockwood Hocking Valley Gym	Prelims Finals	13.200 8.650	12.900 9.050	12.900 9.100	12.650 9.400	13.250 8.650	12.900 8.900	77.800 53.750
				<u>Combined Total:</u>						<u>131.550</u>
12	9174	Zachary Tideman OMEGA Gymnastics	Prelims Finals	13.750 9.350	11.500 8.750	12.850 8.700	13.350 8.800	13.350 8.850	12.700 9.200	77.500 53.650
				<u>Combined Total:</u>						<u>131.150</u>
13	9279	Will Hauke DeVeau's School	Prelims Finals	14.300 8.750	11.800 9.050	12.650 8.750	13.400 9.500	12.350 9.300	12.000 9.250	76.500 54.600
				<u>Combined Total:</u>						<u>131.100</u>

2016 Men's JE Finals

Meet Results - Multi

May 4-8, 2016

Page: 2
Printed: 5/8/2016 12:53:54 PM

Men / 9 / 13 yrs

Session: 9-9

Rank	Num	Name/Gym								AA
14	9274	Zachary Nunez Cypress Academy	Prelims Finals	13.000 9.000	13.300 9.400	12.250 8.850	13.050 9.200	13.100 8.650	12.050 9.100	76.750 54.200
				<u>Combined Total:</u>						<u>130.950</u>
15	9300	Evan Ng Lakeshore Academy	Prelims Finals	12.800 8.700	13.300 9.600	12.850 8.850	12.700 9.250	11.850 8.550	13.050 9.250	76.550 54.200
				<u>Combined Total:</u>						<u>130.750</u>
16	9173	Nicolas Kuebler Metropolitan Gym	Prelims Finals	13.900 8.950	10.450 9.500	13.600 9.400	13.700 9.250	12.800 8.950	11.050 8.950	75.500 55.000
				<u>Combined Total:</u>						<u>130.500</u>
17T	9192	Logan Myers 5280 Gym North	Prelims Finals	13.900 8.600	12.600 7.850	12.200 9.050	13.650 8.600	12.450 9.200	12.950 9.200	77.750 52.500
				<u>Combined Total:</u>						<u>130.250</u>
17T	9235	Steven Lukasik LaFleur's Tampa	Prelims Finals	13.700 8.100	13.050 9.300	12.550 8.500	12.300 8.750	13.100 8.550	13.350 9.000	78.050 52.200
				<u>Combined Total:</u>						<u>130.250</u>
19	9213	Matthew Cormier Levon's Gymnastics	Prelims Finals	13.300 8.700	12.450 8.600	12.250 8.850	12.900 9.200	12.200 9.000	12.800 9.500	75.900 53.850
				<u>Combined Total:</u>						<u>129.750</u>
20	9267	Noah Duran Champion Gym Texas	Prelims Finals	12.100 8.800	13.750 9.100	12.250 9.100	13.450 9.200	13.000 8.000	12.200 8.450	76.750 52.650
				<u>Combined Total:</u>						<u>129.400</u>
21	9136	Brandon Snipe Bartlett Acad Of Gym	Prelims Finals	13.300 9.150	11.000 9.300	12.250 9.300	13.250 8.900	13.150 8.200	12.600 8.950	75.550 53.800
				<u>Combined Total:</u>						<u>129.350</u>
22	9317	Patrick da Silva Gymnastics World	Prelims Finals	13.250 8.850	11.650 9.350	12.300 8.650	13.200 8.700	13.800 8.650	11.800 8.700	76.000 52.900
				<u>Combined Total:</u>						<u>128.900</u>
23	9272	Daniel Simmons Cypress Academy	Prelims Finals	13.450 9.000	11.900 8.000	13.150 9.100	12.700 9.250	12.600 8.600	12.350 8.700	76.150 52.650
				<u>Combined Total:</u>						<u>128.800</u>
24	9141	Zachary Martin Elevate Gym Acad	Prelims Finals	13.850 8.900	13.100 9.350	12.800 8.100	13.250 8.650	13.600 6.500	11.300 9.250	77.900 50.750
				<u>Combined Total:</u>						<u>128.650</u>
25	9205	Syam Buradagunta NEAG- Marlborough	Prelims Finals	13.150 9.000	12.300 9.550	12.700 8.700	12.550 9.000	10.950 7.200	12.900 8.950	74.550 52.400
				<u>Combined Total:</u>						<u>126.950</u>
26	9198	Colin Wingrove AirTime Training	Prelims Finals	13.450 8.400	12.450 8.050	12.100 8.400	14.350 9.400	11.700 8.100	12.100 8.300	76.150 50.650
				<u>Combined Total:</u>						<u>126.800</u>

2016 Men's JE Finals







Meet Results - Multi

May 4-8, 2016

Page: 3
Printed: 5/8/2016 12:53:54 PM

Men / 9 / 13 yrs

Session: 9-9

Rank	Num	Name/Gym								AA
27	9296	Michael Artlip HGC	Prelims	14.450	11.300	11.850	11.950	12.750	12.800	75.100
			Finals	8.700	9.000	8.100	8.950	8.000	8.900	51.650
				<u>Combined Total:</u>						<u>126.750</u>
28	9269	Mauricio Gago Champion Gym Texas	Prelims	12.750	12.550	12.650	11.500	12.750	12.150	74.350
			Finals	8.450	8.450	9.100	9.500	8.250	8.400	52.150
				<u>Combined Total:</u>						<u>126.500</u>
29	9286	Bucky McAlpine Eagle Gym Acad	Prelims	13.150	13.050	11.850	12.900	12.500	11.100	74.550
			Finals	8.450	9.100	8.150	9.000	8.100	8.750	51.550
				<u>Combined Total:</u>						<u>126.100</u>
30	9320	Michael Kogan Buffalo Grove Gym	Prelims	13.150	11.600	11.800	13.150	13.250	11.850	74.800
			Finals	9.000	8.000	7.700	9.200	8.250	8.800	50.950
				<u>Combined Total:</u>						<u>125.750</u>
31	9227	Shion Aizawa Harpeth Gymnastics	Prelims	12.500	13.700	11.350	12.250	13.000	12.100	74.900
			Finals	8.350	9.000	8.050	8.850	7.900	8.300	50.450
				<u>Combined Total:</u>						<u>125.350</u>
32	9108	Martin Tchamov RGA	Prelims	13.050	11.450	12.100	12.850	11.400	11.500	72.350
			Finals	8.150	8.850	8.650	8.850	8.450	8.350	51.300
				<u>Combined Total:</u>						<u>123.650</u>
33	9162	Matthew Chertkow Ecke Y/Sea Wind Gym	Prelims	13.200	12.150	12.300	10.900	11.500	11.900	71.950
			Finals	8.050	9.300	8.600	8.600	7.400	9.000	50.950
				<u>Combined Total:</u>						<u>122.900</u>

2016 Men's JE Finals

Event Results - Multi

May 4-8, 2016

#1 = 2016 Men's JE Finals: 100%

#2 = 2016 Men's JO Nationals: 100%

Page: 1
Printed: 5/8/2016 11:46:29 AM

Men / 9 / 13 yrs

Session: 9-9



Place	Num	Name	Gym	#2	#1	Score
1	9145	Samuel Phillips	Gymnastics Olympica	14.200	9.750	23.950
2	9296	Michael Artlip	HGC	14.450	8.700	23.150
3	9174	Zachary Tiderman	OMEGA Gymnastics	13.750	9.350	23.100
4T	9279	Will Hauke	DeVeau's School	14.300	8.750	23.050
4T	9231	Jacob Bassett	Hayden's Gymnastics	14.150	8.900	23.050
6T	9193	Noah Giordano	5280 Gym North	13.900	9.000	22.900
6T	9206	Yan Inhaber-Courchesne	NEAG- Marlborough	14.000	8.900	22.900
8T	9128	Aleksandr Kuzmenchuk	Paragon Gym	13.900	8.950	22.850
8T	9173	Nicolas Kuebler	Metropolitan Gym	13.900	8.950	22.850
10	9141	Zachary Martin	Elevate Gym Acad	13.850	8.900	22.750
11	9252	Travis Wong	Universal Gymnastics	13.500	9.100	22.600
12T	9149	Julian Brutchin-Roose	Gymnastics Olympica	13.400	9.100	22.500
12T	9192	Logan Myers	5280 Gym North	13.900	8.600	22.500
14T	9136	Brandon Snipe	Bartlett Acad Of Gym	13.300	9.150	22.450
14T	9272	Daniel Simmons	Cypress Academy	13.450	9.000	22.450
16	9139	Brandon Nguyen	Elevate Gym Acad	13.050	9.300	22.350
17T	9205	Syam Buradagunta	NEAG- Marlborough	13.150	9.000	22.150
17T	9320	Michael Kogan	Buffalo Grove Gym	13.150	9.000	22.150
19T	9146	Blake Tingzon	Gymnastics Olympica	13.300	8.800	22.100
19T	9317	Patrick da Silva	Gymnastics World	13.250	8.850	22.100
21T	9213	Matthew Cormier	Levon's Gymnastics	13.300	8.700	22.000
21T	9274	Zachary Nunez	Cypress Academy	13.000	9.000	22.000
23T	9198	Colin Wingrove	AirTime Training	13.450	8.400	21.850
23T	9315	Tyler Rockwood	Hocking Valley Gym	13.200	8.650	21.850
25T	9235	Steven Lukasik	LaFleur's Tampa	13.700	8.100	21.800
25T	9284	Garrett Braunton	Cypress Academy	12.500	9.300	21.800
27	9286	Bucky McAlpine	Eagle Gym Acad	13.150	8.450	21.600
28	9300	Evan Ng	Lakeshore Academy	12.800	8.700	21.500
29	9162	Matthew Chertkow	Ecke Y/Sea Wind Gym	13.200	8.050	21.250
30T	9108	Martin Tchamov	RGA	13.050	8.150	21.200
30T	9269	Mauricio Gago	Champion Gym Texas	12.750	8.450	21.200
32	9267	Noah Duran	Champion Gym Texas	12.100	8.800	20.900
33	9227	Shion Aizawa	Harpeth Gymnastics	12.500	8.350	20.850

2016 Men's JE Finals

Event Results - Multi

May 4-8, 2016

#1 = 2016 Men's JE Finals: 100%

#2 = 2016 Men's JO Nationals: 100%

Page: 1

Printed: 5/8/2016 11:46:33 AM

Men / 9 / 13 yrs

Session: 9-9



Place	Num	Name	Gym	#2	#1	Score
1	9149	Julian Brutchin-Roose	Gymnastics Olympica	14.300	9.400	23.700
2	9252	Travis Wong	Universal Gymnastics	13.800	9.300	23.100
3	9300	Evan Ng	Lakeshore Academy	13.300	9.600	22.900
4	9267	Noah Duran	Champion Gym Texas	13.750	9.100	22.850
5T	9227	Shion Aizawa	Harpeth Gymnastics	13.700	9.000	22.700
5T	9274	Zachary Nunez	Cypress Academy	13.300	9.400	22.700
7	9141	Zachary Martin	Elevate Gym Acad	13.100	9.350	22.450
8T	9146	Blake Tingzon	Gymnastics Olympica	13.400	9.000	22.400
8T	9206	Yan Inhaber-Courchesne	NEAG- Marlborough	12.900	9.500	22.400
10	9235	Steven Lukasik	LaFleur's Tampa	13.050	9.300	22.350
11	9286	Bucky McAlpine	Eagle Gym Acad	13.050	9.100	22.150
12	9193	Noah Giordano	5280 Gym North	13.100	9.000	22.100
13	9284	Garrett Braunton	Cypress Academy	13.300	8.750	22.050
14	9315	Tyler Rockwood	Hocking Valley Gym	12.900	9.050	21.950
15T	9205	Syam Buradagunta	NEAG- Marlborough	12.300	9.550	21.850
15T	9128	Aleksandr Kuzmenchuk	Paragon Gym	12.700	9.150	21.850
17	9162	Matthew Chertkow	Ecke Y/Sea Wind Gym	12.150	9.300	21.450
18	9231	Jacob Bassett	Hayden's Gymnastics	11.800	9.350	21.150
19	9139	Brandon Nguyen	Elevate Gym Acad	12.400	8.700	21.100
20	9213	Matthew Cormier	Levon's Gymnastics	12.450	8.600	21.050
21T	9269	Mauricio Gago	Champion Gym Texas	12.550	8.450	21.000
21T	9317	Patrick da Silva	Gymnastics World	11.650	9.350	21.000
23	9279	Will Hauke	DeVeau's School	11.800	9.050	20.850
24	9145	Samuel Phillips	Gymnastics Olympica	11.900	8.800	20.700
25	9198	Colin Wingrove	AirTime Training	12.450	8.050	20.500
26	9192	Logan Myers	5280 Gym North	12.600	7.850	20.450
27T	9108	Martin Tchamov	RGA	11.450	8.850	20.300
27T	9136	Brandon Snipe	Bartlett Acad Of Gym	11.000	9.300	20.300
27T	9296	Michael Artlip	HGC	11.300	9.000	20.300
30	9174	Zachary Tiderman	OMEGA Gymnastics	11.500	8.750	20.250
31	9173	Nicolas Kuebler	Metropolitan Gym	10.450	9.500	19.950
32	9272	Daniel Simmons	Cypress Academy	11.900	8.000	19.900
33	9320	Michael Kogan	Buffalo Grove Gym	11.600	8.000	19.600

2016 Men's JE Finals

Event Results - Multi

May 4-8, 2016

#1 = 2016 Men's JE Finals: 100%

#2 = 2016 Men's JO Nationals: 100%

Page: 1

Printed: 5/8/2016 11:46:37 AM

Men / 9 / 13 yrs

Session: 9-9



Place	Num	Name	Gym	#2	#1	Score
1	9284	Garrett Braunton	Cypress Academy	14.800	9.850	24.650
2	9145	Samuel Phillips	Gymnastics Olympica	13.750	9.600	23.350
3	9173	Nicolas Kuebler	Metropolitan Gym	13.600	9.400	23.000
4	9149	Julian Brutchin-Roose	Gymnastics Olympica	13.450	9.100	22.550
5	9252	Travis Wong	Universal Gymnastics	13.450	8.950	22.400
6	9272	Daniel Simmons	Cypress Academy	13.150	9.100	22.250
7	9231	Jacob Bassett	Hayden's Gymnastics	12.700	9.350	22.050
8	9315	Tyler Rockwood	Hocking Valley Gym	12.900	9.100	22.000
9	9193	Noah Giordano	5280 Gym North	12.600	9.200	21.800
10	9269	Mauricio Gago	Champion Gym Texas	12.650	9.100	21.750
11T	9300	Evan Ng	Lakeshore Academy	12.850	8.850	21.700
11T	9146	Blake Tingzon	Gymnastics Olympica	12.650	9.050	21.700
13	9206	Yan Inhaber-Courchesne	NEAG- Marlborough	12.200	9.400	21.600
14T	9136	Brandon Snipe	Bartlett Acad Of Gym	12.250	9.300	21.550
14T	9174	Zachary Tiderman	OMEGA Gymnastics	12.850	8.700	21.550
16T	9139	Brandon Nguyen	Elevate Gym Acad	13.300	8.100	21.400
16T	9128	Aleksandr Kuzmenchuk	Paragon Gym	12.700	8.700	21.400
16T	9205	Syam Buradagunta	NEAG- Marlborough	12.700	8.700	21.400
16T	9279	Will Hauke	DeVeau's School	12.650	8.750	21.400
20	9267	Noah Duran	Champion Gym Texas	12.250	9.100	21.350
21	9192	Logan Myers	5280 Gym North	12.200	9.050	21.250
22T	9213	Matthew Cormier	Levon's Gymnastics	12.250	8.850	21.100
22T	9274	Zachary Nunez	Cypress Academy	12.250	8.850	21.100
24	9235	Steven Lukasik	LaFleur's Tampa	12.550	8.500	21.050
25	9317	Patrick da Silva	Gymnastics World	12.300	8.650	20.950
26T	9141	Zachary Martin	Elevate Gym Acad	12.800	8.100	20.900
26T	9162	Matthew Chertkow	Ecke Y/Sea Wind Gym	12.300	8.600	20.900
28	9108	Martin Tchamov	RGA	12.100	8.650	20.750
29	9198	Colin Wingrove	AirTime Training	12.100	8.400	20.500
30	9286	Bucky McAlpine	Eagle Gym Acad	11.850	8.150	20.000
31	9296	Michael Artlip	HGC	11.850	8.100	19.950
32	9320	Michael Kogan	Buffalo Grove Gym	11.800	7.700	19.500
33	9227	Shion Aizawa	Harpeth Gymnastics	11.350	8.050	19.400

2016 Men's JE Finals

Event Results - Multi

May 4-8, 2016

#1 = 2016 Men's JE Finals: 100%

#2 = 2016 Men's JO Nationals: 100%

Page: 1
Printed: 5/8/2016 11:46:42 AM

Men / 9 / 13 yrs

Session: 9-9



Place	Num	Name	Gym	#2	#1	Score
1	9198	Colin Wingrove	AirTime Training	14.350	9.400	23.750
2	9139	Brandon Nguyen	Elevate Gym Acad	14.000	9.650	23.650
3	9145	Samuel Phillips	Gymnastics Olympica	13.850	9.650	23.500
4	9149	Julian Brutchin-Roose	Gymnastics Olympica	13.650	9.650	23.300
5	9284	Garrett Braunton	Cypress Academy	13.750	9.500	23.250
6	9173	Nicolas Kuebler	Metropolitan Gym	13.700	9.250	22.950
7	9279	Will Hauke	DeVeau's School	13.400	9.500	22.900
8	9193	Noah Giordano	5280 Gym North	13.600	9.250	22.850
9	9267	Noah Duran	Champion Gym Texas	13.450	9.200	22.650
10T	9252	Travis Wong	Universal Gymnastics	12.950	9.400	22.350
10T	9320	Michael Kogan	Buffalo Grove Gym	13.150	9.200	22.350
12T	9192	Logan Myers	5280 Gym North	13.650	8.600	22.250
12T	9274	Zachary Nunez	Cypress Academy	13.050	9.200	22.250
14T	9174	Zachary Tiderman	OMEGA Gymnastics	13.350	8.800	22.150
14T	9136	Brandon Snipe	Bartlett Acad Of Gym	13.250	8.900	22.150
16	9213	Matthew Cormier	Levon's Gymnastics	12.900	9.200	22.100
17	9315	Tyler Rockwood	Hocking Valley Gym	12.650	9.400	22.050
18	9231	Jacob Bassett	Hayden's Gymnastics	13.200	8.800	22.000
19T	9272	Daniel Simmons	Cypress Academy	12.700	9.250	21.950
19T	9300	Evan Ng	Lakeshore Academy	12.700	9.250	21.950
21T	9128	Aleksandr Kuzmenchuk	Paragon Gym	12.700	9.200	21.900
21T	9141	Zachary Martin	Elevate Gym Acad	13.250	8.650	21.900
21T	9286	Bucky McAlpine	Eagle Gym Acad	12.900	9.000	21.900
21T	9317	Patrick da Silva	Gymnastics World	13.200	8.700	21.900
25	9146	Blake Tingzon	Gymnastics Olympica	12.800	9.050	21.850
26	9108	Martin Tchamov	RGA	12.850	8.850	21.700
27	9206	Yan Inhaber-Courchesne	NEAG- Marlborough	12.750	8.900	21.650
28	9205	Syam Buradagunta	NEAG- Marlborough	12.550	9.000	21.550
29	9227	Shion Aizawa	Harpeth Gymnastics	12.250	8.850	21.100
30	9235	Steven Lukasik	LaFleur's Tampa	12.300	8.750	21.050
31	9269	Mauricio Gago	Champion Gym Texas	11.500	9.500	21.000
32	9296	Michael Artlip	HGC	11.950	8.950	20.900
33	9162	Matthew Chertkow	Ecke Y/Sea Wind Gym	10.900	8.600	19.500

2016 Men's JE Finals

Event Results - Multi

May 4-8, 2016

#1 = 2016 Men's JE Finals: 100%

#2 = 2016 Men's JO Nationals: 100%

Page: 1
Printed: 5/8/2016 11:46:46 AM

Men / 9 / 13 yrs

Session: 9-9



Place	Num	Name	Gym	#2	#1	Score
1	9145	Samuel Phillips	Gymnastics Olympica	14.400	9.250	23.650
2	9149	Julian Brutchin-Roose	Gymnastics Olympica	14.000	8.850	22.850
3	9128	Aleksandr Kuzmenchuk	Paragon Gym	13.300	9.300	22.600
4	9317	Patrick da Silva	Gymnastics World	13.800	8.650	22.450
5	9231	Jacob Bassett	Hayden's Gymnastics	13.150	9.250	22.400
6T	9174	Zachary Tiderman	OMEGA Gymnastics	13.350	8.850	22.200
6T	9252	Travis Wong	Universal Gymnastics	13.000	9.200	22.200
8	9139	Brandon Nguyen	Elevate Gym Acad	12.400	9.600	22.000
9	9315	Tyler Rockwood	Hocking Valley Gym	13.250	8.650	21.900
10T	9173	Nicolas Kuebler	Metropolitan Gym	12.800	8.950	21.750
10T	9274	Zachary Nunez	Cypress Academy	13.100	8.650	21.750
12T	9235	Steven Lukasik	LaFleur's Tampa	13.100	8.550	21.650
12T	9279	Will Hauke	DeVeau's School	12.350	9.300	21.650
12T	9192	Logan Myers	5280 Gym North	12.450	9.200	21.650
15	9206	Yan Inhaber-Courchesne	NEAG- Marlborough	12.850	8.700	21.550
16	9320	Michael Kogan	Buffalo Grove Gym	13.250	8.250	21.500
17T	9136	Brandon Snipe	Bartlett Acad Of Gym	13.150	8.200	21.350
17T	9146	Blake Tingzon	Gymnastics Olympica	12.950	8.400	21.350
19T	9272	Daniel Simmons	Cypress Academy	12.600	8.600	21.200
19T	9213	Matthew Cormier	Levon's Gymnastics	12.200	9.000	21.200
21	9284	Garrett Braunton	Cypress Academy	12.050	9.100	21.150
22T	9267	Noah Duran	Champion Gym Texas	13.000	8.000	21.000
22T	9269	Mauricio Gago	Champion Gym Texas	12.750	8.250	21.000
24	9227	Shion Aizawa	Harpeth Gymnastics	13.000	7.900	20.900
25	9296	Michael Artlip	HGC	12.750	8.000	20.750
26	9286	Bucky McAlpine	Eagle Gym Acad	12.500	8.100	20.600
27	9300	Evan Ng	Lakeshore Academy	11.850	8.550	20.400
28	9141	Zachary Martin	Elevate Gym Acad	13.600	6.500	20.100
29	9193	Noah Giordano	5280 Gym North	11.350	8.600	19.950
30	9108	Martin Tchamov	RGA	11.400	8.450	19.850
31	9198	Colin Wingrove	AirTime Training	11.700	8.100	19.800
32	9162	Matthew Chertkow	Ecke Y/Sea Wind Gym	11.500	7.400	18.900
33	9205	Syam Buradagunta	NEAG- Marlborough	10.950	7.200	18.150

2016 Men's JE Finals

Event Results - Multi

May 4-8, 2016

#1 = 2016 Men's JE Finals: 100%

#2 = 2016 Men's JO Nationals: 100%

Page: 1
Printed: 5/8/2016 11:46:50 AM

Men / 9 / 13 yrs

Session: 9-9



Place	Num	Name	Gym	#2	#1	Score
1	9145	Samuel Phillips	Gymnastics Olympica	14.350	9.450	23.800
2	9284	Garrett Braunton	Cypress Academy	14.400	9.300	23.700
3	9231	Jacob Bassett	Hayden's Gymnastics	13.650	9.450	23.100
4	9139	Brandon Nguyen	Elevate Gym Acad	13.000	9.600	22.600
5	9149	Julian Brutchin-Roose	Gymnastics Olympica	13.100	9.400	22.500
6T	9235	Steven Lukasik	LaFleur's Tampa	13.350	9.000	22.350
6T	9252	Travis Wong	Universal Gymnastics	13.500	8.850	22.350
8T	9213	Matthew Cormier	Levon's Gymnastics	12.800	9.500	22.300
8T	9300	Evan Ng	Lakeshore Academy	13.050	9.250	22.300
10T	9146	Blake Tingzon	Gymnastics Olympica	12.800	9.350	22.150
10T	9192	Logan Myers	5280 Gym North	12.950	9.200	22.150
10T	9193	Noah Giordano	5280 Gym North	12.700	9.450	22.150
13	9128	Aleksandr Kuzmenchuk	Paragon Gym	12.900	9.050	21.950
14	9174	Zachary Tiderman	OMEGA Gymnastics	12.700	9.200	21.900
15	9205	Syam Buradagunta	NEAG- Marlborough	12.900	8.950	21.850
16	9315	Tyler Rockwood	Hocking Valley Gym	12.900	8.900	21.800
17	9206	Yan Inhaber-Courchesne	NEAG- Marlborough	12.800	8.950	21.750
18	9296	Michael Artlip	HGC	12.800	8.900	21.700
19	9136	Brandon Snipe	Bartlett Acad Of Gym	12.600	8.950	21.550
20	9279	Will Hauke	DeVeau's School	12.000	9.250	21.250
21	9274	Zachary Nunez	Cypress Academy	12.050	9.100	21.150
22	9272	Daniel Simmons	Cypress Academy	12.350	8.700	21.050
23	9162	Matthew Chertkow	Ecke Y/Sea Wind Gym	11.900	9.000	20.900
24T	9320	Michael Kogan	Buffalo Grove Gym	11.850	8.800	20.650
24T	9267	Noah Duran	Champion Gym Texas	12.200	8.450	20.650
26T	9141	Zachary Martin	Elevate Gym Acad	11.300	9.250	20.550
26T	9269	Mauricio Gago	Champion Gym Texas	12.150	8.400	20.550
28	9317	Patrick da Silva	Gymnastics World	11.800	8.700	20.500
29T	9198	Colin Wingrove	AirTime Training	12.100	8.300	20.400
29T	9227	Shion Aizawa	Harpeth Gymnastics	12.100	8.300	20.400
31	9173	Nicolas Kuebler	Metropolitan Gym	11.050	8.950	20.000
32T	9108	Martin Tchamov	RGA	11.500	8.350	19.850
32T	9286	Bucky McAlpine	Eagle Gym Acad	11.100	8.750	19.850