

2016 Men's JO Nationals

Meet Results

May 4-8, 2016

Page: 1

Printed: 5/6/2016 5:32 PM

Men / 9 / 14 yrs

Session: 4-9,5-9

Judge's Signatures

Rank	Num	Name	Gym							AA
1	9211	Sam Roach	Yellow Jackets Gym	14.100 2T	13.100 8	13.450 2	13.950 2*	13.650 3*	13.100 5	81.350 1
2	9122	Kazuki Hayashi	Capital Gym NTC-VA	14.000 4	12.550 28*	11.900 53T	13.500 11*	13.500 8T	13.000 6	78.450 2
3	9179	Giovanni Gambatese	Salto Gymnastics	13.150 38T	12.400 42T	13.100 5	12.900 25*	13.500 8*	13.300 2T	78.350 3
4	9232	Wyatt Coon	High Point Gym Acad	13.100 40*	13.300 7	12.750 14T	13.250 17T	13.200 22*	12.650 11	78.250 4
5	9203	Jakob Murray	Granite State Gym	12.650 68T	12.550 28T	12.400 29T	13.850 5	13.350 15T	13.200 4	78.000 5
6	9208	Aidan Cuy	Aim High Academy	13.800 7*	12.800 15T	12.800 12T	13.300 15T	13.550 7	11.650 53	77.900 6
7	9322	Kevin Connors	Buffalo Grove Gym	13.500 18*	12.650 19T	12.600 19T	12.900 25*	13.500 8*	12.500 16*	77.650 7
8	9209	Aidan Giusti	Aim High Academy	13.750 10*	12.550 28*	11.600 65*	13.300 15T	13.600 6	12.550 14T	77.350 8
9	9144	Malcolm-Allen Baytop	Gymnastics Olympica	13.700 13T	13.000 9T	13.400 3	12.350 56T	12.550 52*	12.250 22T	77.250 9
10T	9142	Noah Sano	Gymnastics Olympica	14.100 2T	13.500 5T	13.200 4	11.800 77T	13.250 19T	10.850 82T	76.700 10T
10T	9143	Samuel Miller	Gymnastics Olympica	12.650 68T	13.000 9T	12.900 8T	11.250 87	13.500 8*	13.400 1	76.700 10T
10T	9298	Andres Hernandez	Alamo Gym Center	13.500 18T	12.550 28T	12.650 16T	12.850 29*	13.450 13*	11.700 50T	76.700 10T
13	9316	Jacob Nauman	Hocking Valley Gym	12.350 81T	12.850 13T	12.500 23*	13.700 7	12.450 61T	12.700 9T	76.550 13
14	9119	Erik Engelke	Above The Bar Gym-VA	13.550 17	13.800 2	11.700 62	12.350 56T	13.250 19T	11.800 41T	76.450 14
15	9241	William Gomez	Park Avenue Gym	12.900 52T	12.000 63T	12.300 36T	13.650 8T	13.500 8*	12.050 27T	76.400 15
16	9177	Cole Janz	M & M Gymnastics	12.750 62*	12.200 55T	12.950 7	12.700 36*	13.250 19T	12.500 16*	76.350 16
17T	9105	Dylan Kolak	US Gym- Mahwah	13.400 27T	12.500 35T	12.400 29T	13.650 8T	11.750 84T	12.550 14T	76.250 17T
17T	9197	Joseph Mischke	Colorado Training	13.600 15T	12.500 35T	12.200 42T	12.500 48T	13.650 3*	11.800 41T	76.250 17T
19	9215	Wil Getchell	CartersvilleTwisters	12.800 59T	11.800 69T	12.600 19T	12.650 39T	13.850 1	12.400 18T	76.100 19
20	9191	Connor Thomas	5280 Gym North	13.750 10*	12.650 19T	12.450 27T	12.800 31*	12.550 52T	11.700 50T	75.900 20
21T	9281	Markus Shears	Mills Gymnastics	13.100 40*	13.550 3T	12.500 23*	13.100 20*	12.600 50T	10.800 84	75.650 21T
21T	9151	Jonah Kraenzel	Gym World Central	13.300 32T	11.950 65T	12.300 36*	13.500 11*	12.800 35*	11.800 41T	75.650 21T
23	9153	Dimitri Gordillo Castallanos	International Gym-CA	13.200 37	12.450 38T	12.300 36T	12.700 36*	13.000 29T	11.850 36T	75.500 23
24	9220	Metody Chervenkov	GGA-Suwanee	13.500 18*	12.250 53T	12.150 44T	12.800 31*	12.550 52T	12.200 25	75.450 24

2016 Men's JO Nationals

Meet Results







May 4-8, 2016

Page: 2

Printed: 5/6/2016 5:32 PM

Men / 9 / 14 yrs

Session: 4-9,5-9

Rank	Num	Name	Gym							AA
25T	9246	Austin Brattli	TAG USA Gym	12.450 75T	13.550 3T	11.850 56T	11.750 80	13.650 3T	12.050 27T	75.300 25T
25T	9236	Jack Slater	LaFleur's Tampa	12.400 77T	12.850 13T	13.550 1	11.900 73T	12.750 39*	11.850 36*	75.300 25T
27T	9168	Will Lavanakul	West Coast Olympic	13.000 47T	14.200 1	12.500 23*	11.100 88	13.200 22*	11.250 71	75.250 27T
27T	9292	Connor McCool	St. Louis Gym Centre	14.300 1	11.800 69T	11.300 77T	13.600 10	12.450 61T	11.800 41T	75.250 27T
27T	9303	Connor Vanloo	Mid-Michigan	13.350 30*	11.450 79	11.550 69	13.950 2T	12.550 52*	12.400 18T	75.250 27T
30	9180	Alec Wright	Salto Gymnastics	13.000 47T	12.150 57T	12.400 29T	13.100 20T	12.550 52*	12.000 29*	75.200 30
31	9172	Ashton O'Connor	Danik Gymnastics	12.550 71T	12.550 28T	12.650 16T	12.250 59*	12.750 39*	12.250 22T	75.000 31
32	9120	Jalen Peterson	Apollo Gym- VA	13.850 6	11.900 67T	12.350 33T	13.750 6	11.750 84T	11.350 64T	74.950 32
33	9245	Caleb Hickey	Sandhills Gymnastics	12.800 59T	12.600 24T	12.450 27T	12.200 63T	12.600 50T	12.250 22T	74.900 33
34T	9302	Austin Jones	St. Charles Gym	13.250 36	12.100 60T	11.350 76	13.950 2*	11.700 86T	12.350 20	74.700 34T
34T	9290	Adam Elahmadi	Ridgewood Gymnastics	13.750 10*	11.800 69*	11.600 65T	13.000 23	12.800 35*	11.750 47T	74.700 34T
34T	9309	Matthew Richardson	Ultimate Gym- IL	13.100 40*	12.450 38T	11.600 65*	12.100 67T	12.750 39*	12.700 9T	74.700 34T
37T	9289	Noah Newkirk	Keller Gym Center	13.800 7*	12.350 46*	12.150 44T	12.650 39T	11.950 79*	11.750 47T	74.650 37T
37T	9287	London Phu	JAG Gymnastics	12.750 62T	12.600 24T	12.350 33T	12.250 59*	12.400 64T	12.300 21	74.650 37T
39	9116	Jared Holmes	Centre Elite Gym	13.400 27T	12.200 55T	12.050 49T	12.550 45T	13.050 28	11.350 64T	74.600 39
40	9321	Aaron Zurcher	Buffalo Grove Gym	13.600 15T	11.800 69*	12.100 48	12.200 63T	13.450 13*	11.400 62T	74.550 40
41T	9237	Matthew Whitson	Newnan Gymnastics	13.700 13T	12.000 63T	11.850 56T	12.650 39*	12.850 32T	11.400 62T	74.450 41T
41T	9306	Donnevan Banks	Acros Gymnastics	12.100 87	11.700 75	12.300 36*	13.350 14	13.150 24T	11.850 36*	74.450 41T
43	9297	Brandon Robinson	Premier Gym West	11.550 90	13.000 9T	12.600 19T	12.450 52	12.850 32T	11.850 36T	74.300 43
44	9263	Weston Applegate	SIGS Sportsplex	13.500 18T	12.450 38T	12.350 33T	12.100 67T	12.500 58T	11.350 64T	74.250 44
45	9207	Dominic Ramalho	Gymnastics Village	11.850 88	12.350 46*	11.900 53T	13.200 19	12.800 35*	12.000 29*	74.100 45
46T	9277	Griffin Shaw	Sterling Gymnastics	13.500 18*	12.350 46*	11.000 85	13.250 17T	12.500 58T	11.450 60T	74.050 46T
46T	9106	Patrick Armstrong	Blaze Gymnastics	12.900 52T	11.650 76T	12.650 16T	12.550 45*	12.350 69*	11.950 32T	74.050 46T
48T	9121	Chase Clingman	APEX Gym-VA	12.400 77T	12.100 60T	12.900 8T	12.500 48*	10.800 88	13.300 2T	74.000 48T

2016 Men's JO Nationals

Meet Results

May 4-8, 2016

Page: 3

Printed: 5/6/2016 5:32 PM

Men / 9 / 14 yrs

Session: 4-9,5-9

Rank	Num	Name	Gym							AA
48T	9295	Victor Perez	Fuzion Gymnastics	12.800 59T	12.400 42T	13.050 6	12.900 25*	11.900 81	10.950 78T	74.000 48T
48T	9124	Tyrus Woodard	Gymstrada Gym	13.450 24T	11.600 78	12.050 49T	12.050 69T	12.950 31	11.900 34T	74.000 48T
51T	9181	Zachary Irene	Salto Gymnastics	13.800 7T	12.550 28T	12.800 12T	12.550 45*	12.400 64T	9.850 90T	73.950 51T
51T	9186	Samuel Metzler	MHG	13.350 30*	12.350 46*	12.400 29T	12.900 25*	12.550 52*	10.400 86	73.950 51T
53	9217	Joseph Stepp	First In Flight Gym	13.300 32T	12.650 19T	12.900 8T	11.800 77T	13.300 18	9.850 90T	73.800 53
54T	9283	Cole Schreiber	Premier Gym West	12.500 73T	12.350 46*	11.850 56T	12.800 31T	13.350 15T	10.850 82T	73.700 54T
54T	9165	Tyler Cerezo	Technique Gym	12.950 50T	12.650 19T	11.850 56T	11.600 82*	13.150 24T	11.500 59	73.700 54T
56T	9259	Elijah Owen	Bart Conner Gym Acad	13.300 32T	12.800 15T	11.650 63T	11.400 85	12.650 44*	11.850 36T	73.650 56T
56T	9123	Joshua Studeman	Capital Gym NTC-VA	13.000 47T	12.150 57T	11.750 61	11.500 84	12.650 44T	12.600 12T	73.650 56T
58	9212	Steven Manolakis	Ellis School Of Gym	13.500 18*	12.600 24T	12.850 11	9.950 91	13.100 26*	11.600 54T	73.600 58
59	9238	Kalvin Kingshill	Interactive Acad	12.750 62*	12.550 28T	11.450 72T	11.600 82*	12.400 64T	12.800 7	73.550 59
60T	9199	Caleb Churchill	CATS- CO	13.100 40T	11.950 65T	11.200 80*	12.400 53*	12.650 44*	12.000 29T	73.300 60T
60T	9155	Yassin Tantawy	Liberty Gymnastics	12.700 67	12.400 42*	11.650 63T	11.900 73*	13.350 15T	11.300 69T	73.300 60T
62	9214	Christopher Puckett	Armory Athletics	13.300 32T	12.300 52	11.500 70T	12.650 39*	12.500 58T	10.950 78T	73.200 62
63T	9244	Josh Petramale	Roswell Gymnastics	13.450 24T	12.650 19T	10.600 90	12.850 29*	12.650 44*	10.950 78T	73.150 63T
63T	9223	Brady Vincent	Gym Force Gym	13.450 24T	12.350 46*	12.150 44T	12.000 72	12.000 78	11.200 72T	73.150 63T
65	9304	Max Delgado	Queen City Gym	12.600 70	11.250 82	11.500 70T	14.000 1	12.450 61T	11.300 69T	73.100 65
66	9178	Justin Kleczka	Midwest Twisters-WI	13.050 46	10.050 90	12.750 14T	13.450 13	12.650 44*	11.100 75T	73.050 66
67T	9107	Matthew Schuchman	Eastern Gym Center	13.900 5	11.800 69T	10.750 88	12.400 53*	12.350 69*	11.800 41*	73.000 67T
67T	9239	Nathan Berry	Interactive Acad	12.850 55T	12.750 17T	11.400 74T	11.300 86	12.800 35*	11.900 34T	73.000 67T
67T	9216	Chalmer Swaney	First In Flight Gym	12.550 71T	11.650 76T	11.950 52	11.900 73T	12.850 32T	12.100 26	73.000 67T
67T	9188	Andrew Hyde	MHG	11.700 89	12.400 42*	12.150 44T	12.650 39T	12.400 64*	11.700 50T	73.000 67T
71	9115	Nathaniel Warren	Centre Elite Gym	13.150 38T	12.450 38T	11.850 56T	12.300 58	11.800 82T	11.350 64T	72.900 71
72	9262	Jordan Berezowitz	Legacy- KY	12.850 55T	12.750 17T	10.850 86T	12.800 31*	12.400 64*	11.150 74	72.800 72

2016 Men's JO Nationals

Meet Results







May 4-8, 2016

Page: 4

Printed: 5/6/2016 5:32 PM

Men / 9 / 14 yrs

Session: 4-9,5-9

Rank	Num	Name	Gym							AA
73	9118	Cole Maher	Upper Merion Gym	12.250 84	12.500 35T	12.000 51	12.500 48*	12.100 75T	11.350 64T	72.700 73
74T	9157	Joshua Montes	SCATS Gymnastics	11.450 91	12.150 57T	12.250 40T	12.700 36T	12.200 74	11.800 41*	72.550 74T
74T	9222	Blake Noblin	Gym Force Gym	12.750 62T	12.250 53T	12.500 23T	11.700 81	11.800 82T	11.550 56*	72.550 74T
76	9293	Zachary Nelson	Victory Gym -OK	12.400 77T	11.800 69T	11.150 82T	12.250 59T	13.700 2	11.200 72T	72.500 76
77T	9257	Theron Graham	AcroTex Cedar Park	12.900 52T	13.500 5T	11.400 74T	11.900 73*	12.300 72T	10.200 87	72.200 77T
77T	9294	Evan Manivong	Fuzion Gymnastics	13.400 27T	10.300 89	12.200 42T	12.950 24	10.750 89	12.600 12T	72.200 77T
79	9187	Thiago Xifra	MHG	13.100 40*	11.150 83	10.700 89	13.100 20*	12.100 75T	11.950 32T	72.100 79
80	9225	Ethan Deibert	Gymnastics USA	12.950 50T	11.400 80T	11.200 80*	12.200 63T	12.750 39T	11.450 60T	71.950 80
81	9264	Casey Wood	Gymnastics Spot	12.500 73T	10.750 85T	11.600 65T	12.200 63T	13.100 26*	11.750 47T	71.900 81
82	9301	Ian Binder	Lakeshore Gym- OH	12.350 81T	12.050 62	11.150 82T	12.250 59T	11.950 79*	11.600 54T	71.350 82
83	9140	Eric Shebert	Elevate Gym Acad	12.450 75T	12.600 24T	11.100 84	12.050 69T	10.300 91	12.750 8	71.250 83
84	9254	Christian Bartolini	Powerhouse TNT Gym	13.100 40T	10.500 88	12.250 40T	12.600 44	12.650 44T	10.100 88	71.200 84
85	9271	Sebastian Barquero	Crenshaw Athletic	12.150 85T	10.750 85T	12.550 22	11.800 77T	12.300 72T	11.550 56*	71.100 85
86	9137	Kyle Burriss	CA Sports Center-RS	12.400 77T	13.000 9T	11.900 53T	10.300 90	12.750 39T	9.950 89	70.300 86
87	9110	Joshua Reinstein	Stumpf's Gymnastics	12.850 55T	11.900 67T	10.850 86T	12.750 35	10.500 90	11.100 75T	69.950 87
88	9101	Rohan Kansagra	Indigo Gym Center	12.300 83	10.750 85T	11.450 72T	12.500 48T	11.700 86T	10.950 78T	69.650 88
89	9242	Dylan Hauptmeier	Prestige Gym- FL	12.850 55T	9.150 91	11.300 77T	12.400 53*	12.350 69T	11.550 56T	69.600 89
90	9250	Oscar Gonzalez	Universal Gymnastics	12.150 85T	11.400 80T	11.300 77T	10.900 89	13.000 29T	10.500 85	69.250 90
91	9131	Amari Sewell	Sportsplex Gym- MD	12.750 62T	11.050 84	10.000 91	12.050 69T	12.100 75T	11.000 77	68.950 91