







2016 Men's JO Nationals

L8 JO Regional Team Results

May 4-8, 2016

Page: 1
 Printed: 5/6/2016 5:34 PM
 Men / 8 / All Ages
 Session: 4-8,5-8







Rank	Gym	Team	Score						
1	Team R5	R5	385.650	66.400 1	66.750 1	62.850 1	63.000 1	64.950 1	61.700 2
2	Team R1	R1	382.950	65.800 2	65.900 2	62.400 3	62.100 3	64.500 2	62.250 1
3	Team R7	R7	375.600	64.600 6	63.200 5	62.150 4	61.650 5	64.350 3	59.650 5
4T	Team R9	R9	374.950	65.150 4	64.650 3	62.550 2	62.350 2	61.200 7	59.050 7
4T	Team R8	R8	374.950	65.700 3	63.400 4	60.750 6	61.700 4	63.150 4	60.250 3
6	Team R3	R3	369.550	64.800 5	63.000 6T	61.100 5	60.750 6	60.400 8	59.500 6
7	Team R4	R4	367.700	62.700 8	63.000 6T	60.000 7	60.550 7	61.600 6	59.850 4
8	Team R2	R2	365.700	64.350 7	62.250 8	58.500 9	59.250 8	62.950 5	58.400 8
9	Team R6	R6	354.450	62.350 9	57.650 9	59.000 8	58.600 9	59.000 9	57.850 9

2016 Men's JO Nationals

L8 JO Regional Team Results

May 4-8, 2016

Page: 1
 Printed: 5/6/2016 5:34 PM
 Men / 8 / All Ages
 Session: 4-8,5-8







Rank	Gym	Team	Score						
1	Team R5	R5	385.650	66.400	66.750	62.850	63.000	64.950	61.700
				1	1	1	1	1	2
	8290	Michael Baren		13.400			12.450	13.200	
	8303	Tai Gopaul		13.350	13.500				
	8286	Max Ford		13.250				13.250	
	8283	Michael Kafati		13.200					
	8298	Ben Stein		13.200			12.800		
	8291	Alexander Chen			13.550				
	8294	Ryan Vanichtheeranont			13.300				
	8295	Ayush Basu			13.200				12.300
	8272	Ari Bekker			13.200	12.750			12.700
	8282	Alwyn Jacob				12.700			
	8289	Matthew Williams				12.600		12.800	
	8296	Nathan York				12.400			12.700
	8302	Maximilian Olinger				12.400			12.000
	8297	Jordan Roberto					12.700		
	8263	Brody McDonald					12.600		
	8276	Avery Grosvenor					12.450		
	8285	Jack Fellmy						12.900	
	8273	Arthur Ashton						12.800	
	8284	Brandon Hart							12.000
2	Team R1	R1	382.950	65.800	65.900	62.400	62.100	64.500	62.250
				2	2	3	3	2	1
	8156	Jagger Zlotoff		13.450	13.250	12.950		13.200	
	8153	Zachary Neiman-Macak		13.400	13.100		12.250		12.600
	8134	Aidan Myers		13.200			12.150		
	8141	Hudson Harms		12.900					
	8155	Andrew McGill		12.850		12.600		13.100	12.400
	8143	Jesse-Lee Pakele			13.300	12.450			
	8152	Grant Guerrero			13.300			12.900	
	8142	Jadon Roberson			12.950	12.300	12.850	12.400	12.900
	8158	Jeremy Cook				12.100	12.450		
	8162	Joseph Buselmeier					12.400		12.050
	8161	Izaiha Mlay						12.900	
	8149	Armando Visitacion							12.300

2016 Men's JO Nationals

L8 JO Regional Team Results

May 4-8, 2016

Page: 2
 Printed: 5/6/2016 5:34 PM
 Men / 8 / All Ages
 Session: 4-8,5-8







Rank	Gym	Team	Score						
3	Team R7	R7	375.600	64.600 6	63.200 5	62.150 4	61.650 5	64.350 3	59.650 5
	8104	Donavyn Diaz		13.650		12.650		12.750	11.900
	8113	Jt Basulto		12.900			12.400		
	8121	Dominic Pozo		12.900					
	8122	Davio Badalamenti		12.600			12.400		
	8130	Joshua Henry-Price		12.550		12.300	12.400		12.050
	8120	Rhys George			12.900	12.300			
	8128	Connor Micklos			12.700				11.850
	8105	Owen Shepherd			12.550				
	8110	Matthew Piekarski			12.550			12.700	
	8124	Lawson Haynes			12.500				
	8119	Tanner Deyo				12.750			
	8103	Alisher Shermatov				12.150			
	8114	Ryan Heng					12.350	12.950	
	8112	Ethan Narang					12.100		11.950
	8123	Isaac Madey						13.500	
	8101	Jakob Feltquate						12.450	
	8100	Parker Thackston							11.900
4T	Team R9	R9	374.950	65.150 4	64.650 3	62.550 2	62.350 2	61.200 7	59.050 7
	8190	Matthew Romalia		13.950	14.050	13.200	12.700	12.550	12.400
	8185	Bryson White		13.300	12.700	11.750	12.350	12.100	11.600
	8191	Kevin Dammers		12.800				12.300	
	8193	Brigham Frentheway		12.700		12.650	12.400	12.350	11.450
	8192	Alex Wingrove		12.400	12.500			11.900	11.700
	8188	Ayden Johnston			13.000	12.550	12.300		
	8187	Jacob McDonough			12.400	12.400	12.600		
	8186	Kaleb Hartley							11.900

2016 Men's JO Nationals

L8 JO Regional Team Results

May 4-8, 2016

Page: 3
 Printed: 5/6/2016 5:34 PM
 Men / 8 / All Ages
 Session: 4-8,5-8







Rank	Gym	Team	Score						
4T	Team R8	R8	374.950	65.700 3	63.400 4	60.750 6	61.700 4	63.150 4	60.250 3
	8299	William Harrington		13.700			12.400		
	8227	Justin Smith		13.250		12.500			12.150
	8211	Thomas Svoboda		13.000					
	8235	Aiden Whitehead		12.900		12.300			
	8230	William Wilson		12.850			12.200		
	8226	Danilo Viciano			13.000				11.600
	8219	Arden Spiro			12.900				
	8216	Jacob Foster			12.550			12.350	
	8210	Alexander Lee			12.500			12.750	
	8229	Jonah Diaz			12.450	12.200			
	8212	Zachary Brockett				11.950			
	8228	Rintaro Miwa				11.800	12.250		
	8222	Tyler Flowers					12.450	12.950	12.550
	8213	Matthew Browne					12.400	12.750	
	8220	Kyle Mayotte						12.350	11.900
	8217	Major Bain							12.050
6	Team R3	R3	369.550	64.800 5	63.000 6T	61.100 5	60.750 6	60.400 8	59.500 6
	8252	Caden Peacock		13.300					
	8239	Michael Bankston		13.200	12.600	12.650		11.750	
	8259	Sebastian Lawrence		12.900	12.500				
	8242	Logan McKeown		12.750			12.250	12.400	
	8240	Rylee Crowe		12.650		11.800	12.000		11.750
	8257	Donovan Diviney			12.800	12.500	12.550	11.800	11.600
	8254	Samir Mehta			12.650		12.100	12.250	11.850
	8241	Joshua Branstetter			12.450				
	8253	Robert Goss				12.100			
	8245	Marcel Aguirre				12.050	11.850		
	8237	Jacob Busby						12.200	11.700
	8238	Aaron Davidson							12.600

2016 Men's JO Nationals

L8 JO Regional Team Results

May 4-8, 2016

Page: 4
 Printed: 5/6/2016 5:34 PM
 Men / 8 / All Ages
 Session: 4-8,5-8

Rank	Gym	Team	Score						
7	Team R4	R4	367.700	62.700 8	63.000 6T	60.000 7	60.550 7	61.600 6	59.850 4
	8307	Nathan Couture		12.800	12.900	11.700		12.500	
	8308	Jackson Mellencamp		12.600					11.750
	8179	Mark Staley		12.500			12.400		
	8177	Colton Tevz		12.400	12.600	12.000	11.800	12.250	12.700
	8306	Zachary Gilbaugh		12.400			12.600		
	8174	Saahil Tumuluri			12.900	11.750		12.200	11.800
	8305	Zachary Snyder			12.350	12.550			
	8175	Sam Marek			12.250			12.350	
	8171	Liam Wargin				12.000			11.700
	8176	Matthew Underhill					11.900	12.300	
	8182	Nicholas Vincent					11.850		
	8173	Nathan Mirkes							11.900
8	Team R2	R2	365.700	64.350 7	62.250 8	58.500 9	59.250 8	62.950 5	58.400 8
	8164	Dante Hays		13.200	12.250	11.750	12.100	12.400	13.150
	8170	Zachary Murray		13.000	12.700				
	8167	Nikolas Ioannou		12.950	12.650	11.550	11.650	12.750	10.400
	8168	Emanuel Grib		12.900		11.450	12.150	12.250	11.900
	8166	Cole Shelly		12.300	12.150		11.500		
	8169	Eric Markov			12.500	12.000		12.950	10.550
	8163	Everett O'Donnell				11.750	11.850	12.600	12.400
9	Team R6	R6	354.450	62.350 9	57.650 9	59.000 8	58.600 9	59.000 9	57.850 9
	8198	Jonah Henderson		13.050	11.200	11.250	12.000	11.900	
	8206	Joshua Privedenyuk		12.650		12.250	12.600	11.650	11.900
	8197	Michelangelo Villani		12.500	11.950	12.200	11.600		11.000
	8201	Jayden Hawkins		12.200	12.200			11.800	
	8200	Cole Sylvia		11.950	10.950		11.450		12.000
	8207	Tucker Blanchard			11.350	12.100	10.950	11.600	11.850
	8199	Collin McSparren				11.200		12.050	11.100