







2016 Men's JO Nationals

JE Regional Team Results







May 4-8, 2016

Rank	Gym	Team	Score						
1	Team R3	R3	267.200	45.500 1	43.550 2	45.300 1	45.550 1	44.050 1	43.250 2
2	Team R1	R1	266.500	45.350 2	43.700 1	45.200 2	45.100 2	43.450 3	43.700 1
3	Team R5	R5	263.250	44.700 3	43.400 3	44.400 3	44.800 3	43.050 4T	42.900 3
4	Team R8	R8	260.250	42.950 7	43.050 4	44.150 4	44.600 4	43.500 2	42.000 6
5	Team R7	R7	259.850	44.600 4	42.300 6	43.650 6	44.550 5	42.500 6	42.250 5
6	Team R6	R6	256.800	43.300 6	42.850 5	43.750 5	43.250 6	43.050 4T	40.600 7
7	Team R9	R9	253.750	43.650 5	41.300 7	42.300 7	41.550 7	42.400 7	42.550 4

2016 Men's JO Nationals

JE Regional Team Results







May 4-8, 2016

Rank	Gym	Team	Score						
1	Team R3	R3	267.200	45.500 1	43.550 2	45.300 1	45.550 1	44.050 1	43.250 2
	1260 Alexei Vernyi			15.600		14.950	15.350	14.600	
	1274 Griffin Kehler			15.500					
	1254 Davis Grooms			14.400			15.000		
	1259 Ian Gunther				14.950				14.600
	1273 David Pochinka				14.500			14.700	
	1279 Blake Sun				14.100			14.750	
	1262 Joshua Williams					15.200			
	2248 Matthew Wenske					15.150	15.200		14.300
	1255 Khalil Jackson								14.350
2	Team R1	R1	266.500	45.350 2	43.700 1	45.200 2	45.100 2	43.450 3	43.700 1
	1141 Angel Leon			15.400	14.200			14.450	
	2164 Andrew Herrador			15.250	14.150				
	1142 Brennan Pantazis			14.700			15.250		
	1159 Bennet Huang				15.350		14.750		
	1133 Shane Sadighi					15.300			
	2144 Thomas Chin					15.100			
	1147 Cameron Bock					14.800	15.100	14.950	14.950
	1150 Brandon Hsu							14.050	
	1154 Thomas Lee								14.600
	1136 Ryan McVay								14.150
3	Team R5	R5	263.250	44.700 3	43.400 3	44.400 3	44.800 3	43.050 4T	42.900 3
	1305 Jacob Moore			15.050	14.900	14.450			
	2278 Nicholas Guy			14.900			15.250		
	2272 Bailey Perez			14.750			14.850	14.350	
	2277 Mitchell Brown				14.350			14.600	14.350
	1282 Maxim Andryushchenko				14.150		14.700		
	1304 Russell Johnson					15.000			
	1303 Parker Clayton					14.950			
	1297 Curran Phillips							14.100	14.300
	2280 Connor Lewis								14.250

2016 Men's JO Nationals

JE Regional Team Results

May 4-8, 2016

Rank	Gym	Team	Score						
4	Team R8	R8	260.250	42.950 7	43.050 4	44.150 4	44.600 4	43.500 2	42.000 6
	1313	Andrew Bitner		14.750		14.750	14.300		13.950
	1315	Stewart Brown		14.100			15.100	14.700	
	1239	Nikita Potapov		14.100					
	1235	Keeley Maigne			14.550				
	2219	Matthew Wagner			14.300				
	1225	Brody Malone			14.200	14.600	15.200	14.750	13.950
	2235	Anton Vorona				14.800			
	2233	Ryan Orce						14.050	
	1224	Ethan Esval							14.100
5	Team R7	R7	259.850	44.600 4	42.300 6	43.650 6	44.550 5	42.500 6	42.250 5
	2109	Sebastian Quiana		15.200					
	1112	Kevin Penev		14.750	13.750	14.100	15.100		
	2217	Jacob Light		14.650		15.250	14.600		
	2107	Andrew Brower			14.550	14.300		14.400	
	2105	Favian Valdez			14.000			14.000	
	1122	Sean Neighbarger					14.850		
	1103	Evan Hymanson						14.100	14.250
	2108	Timothy Kutyla							14.200
	2121	Kyte Crigger							13.800
6	Team R6	R6	256.800	43.300 6	42.850 5	43.750 5	43.250 6	43.050 4T	40.600 7
	1312	Kevin Portofee		14.900					
	1219	Nikita Bolotsky		14.600		14.300			13.550
	1210	Michael Fletcher		13.800			14.150	14.500	
	1208	Nicholas Merryman			14.850	14.450			
	1221	Addison Chung			14.000	15.000			13.500
	2210	Jonathan Wang			14.000			14.200	13.550
	1206	Liam Doherty-Herwitz					14.800		
	2213	Ben Provost					14.300		
	1207	Jonathan Liu						14.350	
7	Team R9	R9	253.750	43.650 5	41.300 7	42.300 7	41.550 7	42.400 7	42.550 4
	1197	Vitaliy Guimaraes		15.100	14.050	14.500	14.350	14.700	14.250
	2194	Cutter Fugett		14.550	13.750	14.200	13.750	13.800	14.550
	2196	Kirk Malm		14.000			13.450		
	1200	Dillan King			13.500				
	1201	Scott McMurray				13.600		13.900	13.750