

2016 Men's JO Nationals

L8 Club Team Results







May 4-8, 2016

Page: 1

Printed: 5/6/2016 9:50 PM

Men / 8 / All Ages







Session: 4-8,4-9,5-8,5-9,6-8,6-9,YQ

Rank	Gym	Team	Score						
1	5280 Gym North	*	232.650	40.000 1	41.350 1	39.250 2	37.750 1	37.450 10	36.850 6
2	Cypress Academy	*	229.750	38.700 7T	40.300 2	40.300 1	37.200 3	37.300 11	35.950 9
3	Lakeshore Academy	*	228.550	38.700 7T	39.450 6	38.550 4T	37.000 5	37.700 7	37.150 4
4	Universal Gymnastics	*	227.300	38.500 9	37.700 13T	38.700 3	35.950 11	38.500 2	37.950 2
5	WOGA Frisco	*	227.050	37.650 15	40.250 3	38.050 6	37.100 4	35.750 16	38.250 1
6	Premier Gym West	*	227.000	39.150 5	40.050 4	36.650 9	36.400 7T	37.800 6	36.950 5
7	North Valley Gym	*	225.450	39.400 2	37.300 15T	36.350 11	37.600 2	37.550 9	37.250 3
8	West Coast Olympic	*	225.150	37.450 17	39.850 5	37.250 7	36.000 10	38.250 4	36.350 8
9	Daggett's Gymnastics	*	224.550	39.250 3	38.100 10	38.550 4T	36.500 6	36.800 14	35.350 13
10	DeVeau's School	*	222.250	39.200 4	37.700 13T	35.000 16T	36.250 9	38.550 1	35.550 11
11	SCATS Gymnastics	*	220.750	38.100 13	38.350 7	35.850 13	35.350 14	37.600 8	35.500 12
12	Buffalo Grove Gym	*	220.250	38.950 6	38.300 8	35.950 12	34.900 17	37.150 12	35.000 14T
13	Gymstrada Gym	*	218.750	37.350 18	38.200 9	35.350 15	34.750 18	36.700 15	36.400 7
14	Sun Country Gym	*	217.200	38.450 10	36.300 19	36.500 10	36.400 7T	34.950 19	34.600 16
15	Apollo Gym- FL	*	216.700	38.350 11	37.250 17	34.850 19	33.750 20	38.350 3	34.150 17
16	Metropolitan Gym	*	216.550	38.150 12	37.300 15T	35.000 16T	35.300 15T	37.950 5	32.850 21
17	Iron Cross Gym	*	216.050	35.500 21	38.000 11	37.100 8	34.100 19	35.450 17	35.900 10

2016 Men's JO Nationals

L8 Club Team Results

May 4-8, 2016

Rank	Gym	Team	Score						
18	Crenshaw Athletic	*	212.500	37.600 16	36.700 18	34.150 20	35.300 15T	35.000 18	33.750 19
19	Salto Gymnastics	*	211.700	36.050 20	36.200 20	35.000 16T	35.450 12	36.850 13	32.150 22
20	NEAG- Marlborough	*	211.450	37.950 14	36.000 21T	35.650 14	35.400 13	32.550 22	33.900 18
21	Montco Gym	*	207.850	37.150 19	36.000 21T	33.250 21	33.450 21	34.450 20	33.550 20
22	LaFleur's Tampa	*	207.200	35.250 22	37.750 12	32.900 22	32.750 22	33.550 21	35.000 14T

2016 Men's JO Nationals

L8 Club Team Results







May 4-8, 2016

Page: 1

Printed: 5/6/2016 9:50 PM

Men / 8 / All Ages

Session: 4-8,4-9,5-8,5-9,6-8,6-9,YQ

Rank	Gym	Team	Score						
1	5280 Gym North	*	232.650	40.000 1	41.350 1	39.250 2	37.750 1	37.450 10	36.850 6
	8189 Jayson Flack			13.550	13.850	13.400	12.600	12.800	12.450
	8185 Bryson White			13.300				12.100	
	8184 Kyler Hartley			13.150	14.500	13.300	12.550	12.550	12.500
	8188 Ayden Johnston				13.000	12.550			
	8187 Jacob McDonough						12.600		
	8186 Kaleb Hartley								11.900
2	Cypress Academy	*	229.750	38.700 7T	40.300 2	40.300 1	37.200 3	37.300 11	35.950 9
	8243 Vishal Mandava			13.200	14.000	14.000	12.500	13.500	12.650
	8244 Tanner Braunton			13.150	13.800	13.250	12.500	12.350	11.800
	8246 Caden Clinton			12.350	12.500	13.050	12.200	11.450	
	8245 Marcel Aguirre								11.500
3	Lakeshore Academy	*	228.550	38.700 7T	39.450 6	38.550 4T	37.000 5	37.700 7	37.150 4
	8266 Cody Troha			13.350	14.100	13.400	13.500	13.800	12.350
	8265 Tegshmurun Jamiyankhu			13.100	12.050	12.400			12.400
	8268 Yasper Pietrzyk			12.250			11.700	11.900	
	8267 Rithik Puri				13.300	12.750	11.800	12.000	12.400
4	Universal Gymnastics	*	227.300	38.500 9	37.700 13T	38.700 3	35.950 11	38.500 2	37.950 2
	8232 Javier Alfonso			13.100	13.300	12.700	12.300	12.900	13.200
	8231 Denis Irimiea			13.050	12.050	14.100	12.500	13.100	13.150
	8233 Orlando Haya-cuan			12.350					11.600
	8234 Luis Rodriguez				12.350	11.900	11.150	12.500	
5	WOGA Frisco	*	227.050	37.650 15	40.250 3	38.050 6	37.100 4	35.750 16	38.250 1
	8258 Asher Hong			14.000	14.650	13.800	12.650	13.000	13.700
	8257 Donovan Diviney			12.050	12.800	12.500	12.550	11.800	
	8255 Dallas Hale			11.600					12.700
	8256 Coby DeNure				12.800	11.750	11.900	10.950	11.850

2016 Men's JO Nationals

L8 Club Team Results







May 4-8, 2016

Page: 2

Printed: 5/6/2016 9:50 PM

Men / 8 / All Ages







Session: 4-8,4-9,5-8,5-9,6-8,6-9,YQ

Rank	Gym	Team	Score						
6	Premier Gym West	*	227.000	39.150 5	40.050 4	36.650 9	36.400 7T	37.800 6	36.950 5
	8290 Michael Baren			13.400			12.450	13.200	
	8296 Nathan York			13.150		12.400	12.100		12.700
	8291 Alexander Chen			12.600	13.550	12.100			11.950
	8294 Ryan Vanichtheeranont				13.300			12.300	
	8295 Ayush Basu				13.200	12.150		12.300	12.300
	8292 Jake Bernier						11.850		
7	North Valley Gym	*	225.450	39.400 2	37.300 15T	36.350 11	37.600 2	37.550 9	37.250 3
	8147 Raydel Gamboa			13.900	11.550	13.000	13.400	13.000	13.200
	8146 Joseph Joey Pepe			12.750	12.950	11.350	12.700	12.500	12.100
	8148 Maxwell Odden			12.750	12.800	12.000	11.500	12.050	11.950
8	West Coast Olympic	*	225.150	37.450 17	39.850 5	37.250 7	36.000 10	38.250 4	36.350 8
	8160 Tyler Shimizu			12.950	13.950	13.000	12.150	13.100	13.350
	8159 Sean Shimizu			12.900	13.000	12.150	11.400	12.250	
	8158 Jeremy Cook			11.600		12.100	12.450		11.500
	8161 Izaiha Mlay				12.900			12.900	11.500
9	Daggett's Gymnastics	*	224.550	39.250 3	38.100 10	38.550 4T	36.500 6	36.800 14	35.350 13
	8208 Luke McFarland			13.400	13.250	13.400	11.550	13.050	11.600
	8205 Benjamin Brown-Proctor			13.200	13.500	12.900	12.350	12.100	
	8206 Joshua Privedenyuk			12.650		12.250	12.600	11.650	11.900
	8207 Tucker Blanchard				11.350				11.850
10	DeVeau's School	*	222.250	39.200 4	37.700 13T	35.000 16T	36.250 9	38.550 1	35.550 11
	8286 Max Ford			13.250	12.450	12.100	12.250	13.250	11.950
	8288 Jack Klein			13.100	12.650	11.550			11.600
	8284 Brandon Hart			12.850			11.800	12.400	12.000
	8287 Cole Comer				12.600				
	8285 Jack Fellmy					11.350	12.200	12.900	
11	SCATS Gymnastics	*	220.750	38.100 13	38.350 7	35.850 13	35.350 14	37.600 8	35.500 12
	8151 Dylan Yamaguchi			13.300	12.650	12.450	11.950	13.600	12.900
	8152 Grant Guerrero			12.550	13.300	11.950	11.600	12.900	11.050
	8150 Arthur Manukian			12.250	12.400	11.450	11.800	11.100	11.550

2016 Men's JO Nationals

L8 Club Team Results







May 4-8, 2016

Rank	Gym	Team	Score						
12	Buffalo Grove Gym	*	220.250	38.950 6	38.300 8	35.950 12	34.900 17	37.150 12	35.000 14T
	8303 Tai Gopaul			13.350	13.500	11.700	11.750	12.200	11.450
	8302 Maximilian Olinger			12.900	12.800	12.400	11.950	12.700	12.000
	8301 Russell Black			12.700		11.850	11.200		11.550
	8304 Benjamin Valak				12.000			12.250	
13	Gymstrada Gym	*	218.750	37.350 18	38.200 9	35.350 15	34.750 18	36.700 15	36.400 7
	8127 Samuel Smith			12.700	12.650	12.200	11.800	12.200	12.350
	8128 Connor Micklos			12.350	12.700	11.700	11.100	12.000	11.850
	8126 Zachary Patrick			12.300	12.850	11.450	11.850	12.500	12.200
14	Sun Country Gym	*	217.200	38.450 10	36.300 19	36.500 10	36.400 7T	34.950 19	34.600 16
	8227 Justin Smith			13.250	11.950	12.500	12.000	12.100	12.150
	8228 Rintaro Miwa			12.650	11.900	11.800	12.250	10.550	10.900
	8229 Jonah Diaz			12.550	12.450	12.200	12.150	12.300	11.550
15	Apollo Gym- FL	*	216.700	38.350 11	37.250 17	34.850 19	33.750 20	38.350 3	34.150 17
	8211 Thomas Svoboda			13.000	10.850	11.200	10.600	12.250	10.900
	8209 Joshua LaSpada			12.700	13.900	12.400	11.350	13.350	12.150
	8210 Alexander Lee			12.650	12.500	11.250	11.800	12.750	11.100
16	Metropolitan Gym	*	216.550	38.150 12	37.300 15T	35.000 16T	35.300 15T	37.950 5	32.850 21
	8167 Nikolas Ioannou			12.950	12.650	11.550	11.650	12.750	10.400
	8168 Emanuel Grib			12.900		11.450	12.150	12.250	11.900
	8166 Cole Shelly			12.300	12.150		11.500		
	8169 Eric Markov				12.500	12.000		12.950	10.550
17	Iron Cross Gym	*	216.050	35.500 21	38.000 11	37.100 8	34.100 19	35.450 17	35.900 10
	8249 Erich Upton			12.850	12.400	13.200	11.450	12.450	12.700
	8248 Koby Cantu			12.450	12.700	11.850	11.250	12.200	11.400
	8250 Kaleb Harder			10.200	12.900	12.050	11.400	10.800	11.800

2016 Men's JO Nationals

L8 Club Team Results

May 4-8, 2016

Rank	Gym	Team	Score						
18	Crenshaw Athletic	*	212.500	37.600 16	36.700 18	34.150 20	35.300 15T	35.000 18	33.750 19
	8242 Logan McKeown			12.750	11.900	11.500	12.250	12.400	10.900
	8240 Rylee Crowe			12.650	12.350	11.800	12.000	11.600	11.750
	8241 Joshua Branstetter			12.200	12.450	10.850	11.050	11.000	11.100
19	Salto Gymnastics	*	211.700	36.050 20	36.200 20	35.000 16T	35.450 12	36.850 13	32.150 22
	8176 Matthew Underhill			12.100	11.050	11.550	11.900	12.300	10.550
	8174 Saahil Tumuluri			12.000	12.900	11.750	11.800	12.200	11.800
	8175 Sam Marek			11.950	12.250	11.700	11.750	12.350	9.800
20	NEAG- Marlborough	*	211.450	37.950 14	36.000 21T	35.650 14	35.400 13	32.550 22	33.900 18
	8198 Jonah Henderson			13.050	11.200	11.250	12.000	11.900	10.450
	8197 Michelangelo Villani			12.500	11.950	12.200	11.600	9.200	11.000
	8196 Alex Vandendries			12.400	12.850	12.200	11.800	11.450	12.450
21	Montco Gym	*	207.850	37.150 19	36.000 21T	33.250 21	33.450 21	34.450 20	33.550 20
	8117 Matthew Burgoyne			12.650	11.950	11.700	11.400	11.500	12.000
	8118 Steven Glenn			12.650	11.750	10.450	11.750	11.300	10.200
	8116 Cole Landes			11.850	12.300	11.100	10.300	11.650	11.350
22	LaFleur's Tampa	*	207.200	35.250 22	37.750 12	32.900 22	32.750 22	33.550 21	35.000 14T
	8220 Kyle Mayotte			12.100	12.450	10.950	11.650	12.350	11.900
	8219 Arden Spiro			12.050	12.900	11.100	10.450	11.250	11.600
	8218 Corey Mayotte			11.100	12.400	10.850	10.650	9.950	11.500

2016 Men's JO Nationals

L9 Club Team Results







May 4-8, 2016

Page: 1

Printed: 5/6/2016 9:51 PM

Men / 9 / All Ages







Session: 4-8,4-9,5-8,5-9,6-8,6-9,YQ

Rank	Gym	Team	Score						
1	Gymnastics Olympica	*	247.000	42.000 1	41.200 1	40.600 2	40.450 2	41.900 1	40.850 1
2	Cypress Academy	*	243.850	41.050 5	40.400 3	41.050 1	40.750 1	40.750 3	39.850 2
3	Buffalo Grove Gym	*	238.600	41.800 2	37.950 10	38.800 4	39.700 4T	41.250 2	39.100 3
4	5280 Gym North	*	235.050	41.550 3	39.100 5	37.350 8	40.350 3	37.950 14	38.750 4
5	High Point Gym Acad	*	234.850	41.350 4	37.200 12	38.600 5	39.700 4T	40.500 4	37.500 7
6	Universal Gymnastics	*	233.200	39.950 9T	38.650 7	39.050 3	37.700 14	39.550 7	38.300 5
7	Premier Gym West	*	232.000	40.800 6	39.200 4	36.950 12	38.600 10	40.350 5	36.100 11
8	Paragon Gym	*	231.900	40.650 7	36.650 15	37.700 7	38.850 8	39.800 6	38.250 6
9	Champion Gym Texas	*	231.200	38.150 15T	40.750 2	37.150 10	39.400 6	38.600 11	37.150 9
10	Salto Gymnastics	*	227.500	39.950 9T	37.100 13	38.300 6	38.550 11	38.450 12	35.150 15
11	Elevate Gym Acad	*	227.300	39.350 12	38.100 9	37.200 9	39.300 7	36.300 17	37.050 10
12	AcroTex Cedar Park	*	227.050	40.100 8	38.800 6	37.050 11	38.050 13	38.950 8	34.100 16
13	Liberty Gymnastics	*	224.350	39.000 13	38.300 8	35.300 16	37.550 15	38.850 9	35.350 14
14	SCEGA Gymnastics	*	222.950	39.750 11	35.900 16T	35.600 13	38.350 12	37.400 15	35.950 12
15	Harpeth Gymnastics	*	222.200	38.800 14	36.850 14	35.400 14T	36.950 16	38.700 10	35.500 13
16	Interactive Acad	*	221.550	38.150 15T	37.750 11	35.400 14T	34.800 17	38.050 13	37.400 8
17	MHG	*	219.050	38.150 15T	35.900 16T	35.250 17	38.650 9	37.050 16	34.050 17

2016 Men's JO Nationals

L9 Club Team Results







May 4-8, 2016

Rank	Gym	Team	Score						
1	Gymnastics Olympica	*	247.000	42.000 1	41.200 1	40.600 2	40.450 2	41.900 1	40.850 1
	9145 Samuel Phillips			14.200		13.750	13.850	14.400	14.350
	9142 Noah Sano			14.100	13.500				
	9144 Malcolm-Allen Baytop			13.700		13.400			
	9149 Julian Brutchin-Roose				14.300	13.450	13.650	14.000	13.100
	9146 Blake Tingzon				13.400				
	9147 Erick Khechoyan						12.950		
	9143 Samuel Miller							13.500	13.400
2	Cypress Academy	*	243.850	41.050 5	40.400 3	41.050 1	40.750 1	40.750 3	39.850 2
	9275 John Chou			14.450	13.800	13.100	13.350	14.700	13.100
	9272 Daniel Simmons			13.450		13.150			12.350
	9273 Gabriel Hotchkiss			13.150			13.650	12.950	
	9284 Garrett Braunton				13.300	14.800	13.750		14.400
	9274 Zachary Nunez				13.300			13.100	
3	Buffalo Grove Gym	*	238.600	41.800 2	37.950 10	38.800 4	39.700 4T	41.250 2	39.100 3
	9318 Paul Juda			14.700		13.650	13.650	14.300	13.900
	9321 Aaron Zurcher			13.600				13.450	
	9322 Kevin Connors			13.500	12.650	12.600	12.900	13.500	12.500
	9319 Tyler Selvaggi				13.000				12.700
	9323 Joshua Pinzour				12.300	12.550			
	9320 Michael Kogan						13.150		
4	5280 Gym North	*	235.050	41.550 3	39.100 5	37.350 8	40.350 3	37.950 14	38.750 4
	9192 Logan Myers			13.900			13.650		12.950
	9193 Noah Giordano			13.900	13.100	12.600	13.600		
	9191 Connor Thomas			13.750	12.650	12.450		12.550	
	9189 John Spurlock				13.350	12.300	13.100	12.800	13.050
	9190 Mark Detrick							12.600	12.750
5	High Point Gym Acad	*	234.850	41.350 4	37.200 12	38.600 5	39.700 4T	40.500 4	37.500 7
	9234 David Willett			14.900	12.750	14.200	14.200	14.200	12.750
	9233 David Soltani			13.350	11.150	11.650	12.250	13.100	12.100
	9232 Wyatt Coon			13.100	13.300	12.750	13.250	13.200	12.650

2016 Men's JO Nationals

L9 Club Team Results







May 4-8, 2016

Rank	Gym	Team	Score						
6	Universal Gymnastics	*	233.200	39.950 9T	38.650 7	39.050 3	37.700 14	39.550 7	38.300 5
	9251 Justin Ah Chow			14.300	13.450	14.300	13.850	13.550	14.300
	9252 Travis Wong			13.500	13.800	13.450	12.950	13.000	13.500
	9250 Oscar Gonzalez			12.150	11.400	11.300	10.900	13.000	10.500
7	Premier Gym West	*	232.000	40.800 6	39.200 4	36.950 12	38.600 10	40.350 5	36.100 11
	9312 Andrew Kasper			13.800	13.050		13.000	13.500	
	9311 Thomas Ramos			13.500		12.250		13.500	12.650
	9313 Tristan Cruz			13.500		12.100			11.600
	9314 Ty Wainwright				13.150		12.800		
	9297 Brandon Robinson				13.000	12.600			11.850
	9283 Cole Schreiber						12.800	13.350	
8	Paragon Gym	*	231.900	40.650 7	36.650 15	37.700 7	38.850 8	39.800 6	38.250 6
	9128 Aleksandr Kuzmenchuk			13.900	12.700	12.700		13.300	12.900
	9127 Dhiren Lutchman			13.600	11.900	13.200	13.250	13.850	13.550
	9130 Zylar Powers			13.150		11.800	12.800		11.800
	9129 Ian Dinmore				12.050		12.800	12.650	
9	Champion Gym Texas	*	231.200	38.150 15T	40.750 2	37.150 10	39.400 6	38.600 11	37.150 9
	9266 Liam McQuillan			12.950			13.900	12.850	12.450
	9269 Mauricio Gago			12.750		12.650		12.750	
	9268 James Mancha			12.450	13.200	12.250			12.500
	9270 Ronan McQuillan				13.800		12.050		
	9267 Noah Duran				13.750	12.250	13.450	13.000	12.200
10	Salto Gymnastics	*	227.500	39.950 9T	37.100 13	38.300 6	38.550 11	38.450 12	35.150 15
	9181 Zachary Irene			13.800	12.550	12.800	12.550	12.400	9.850
	9179 Giovanni Gambatese			13.150	12.400	13.100	12.900	13.500	13.300
	9180 Alec Wright			13.000	12.150	12.400	13.100	12.550	12.000
11	Elevate Gym Acad	*	227.300	39.350 12	38.100 9	37.200 9	39.300 7	36.300 17	37.050 10
	9141 Zachary Martin			13.850	13.100	12.800	13.250	13.600	11.300
	9139 Brandon Nguyen			13.050	12.400	13.300	14.000	12.400	13.000
	9140 Eric Shebert			12.450	12.600	11.100	12.050	10.300	12.750

2016 Men's JO Nationals

L9 Club Team Results







May 4-8, 2016

Rank	Gym	Team	Score						
12	AcroTex Cedar Park	*	227.050	40.100 8	38.800 6	37.050 11	38.050 13	38.950 8	34.100 16
	9256	Colt Walker		14.000	12.900	14.600	14.050	14.000	13.100
	9255	Michael Shultz		13.200	12.400	11.050	12.100	12.650	10.800
	9257	Theron Graham		12.900	13.500	11.400	11.900	12.300	10.200
13	Liberty Gymnastics	*	224.350	39.000 13	38.300 8	35.300 16	37.550 15	38.850 9	35.350 14
	9156	Grant Draper		13.550	12.550	11.150	12.400	12.400	10.900
	9154	Jordan Williams		12.750	13.350	12.500	13.250	13.100	13.150
	9155	Yassin Tantawy		12.700	12.400	11.650	11.900	13.350	11.300
14	SCEGA Gymnastics	*	222.950	39.750 11	35.900 16T	35.600 13	38.350 12	37.400 15	35.950 12
	9159	Matthew Geuy		13.450	12.950	11.200	13.000	13.000	12.550
	9160	Will Quinn		13.150	11.550	12.500	12.650	12.250	11.450
	9161	Ben Guerrieri		13.150	11.400	11.900	12.700	12.150	11.950
15	Harpeth Gymnastics	*	222.200	38.800 14	36.850 14	35.400 14T	36.950 16	38.700 10	35.500 13
	9229	Adam Wooten		13.450	11.550	11.700	12.600	12.950	12.500
	9228	Nicholas Hensley		12.850	11.600	12.350	12.100	12.750	10.900
	9227	Shion Aizawa		12.500	13.700	11.350	12.250	13.000	12.100
16	Interactive Acad	*	221.550	38.150 15T	37.750 11	35.400 14T	34.800 17	38.050 13	37.400 8
	9239	Nathan Berry		12.850	12.750	11.400	11.300	12.800	11.900
	9238	Kalvin Kingshill		12.750	12.550	11.450	11.600	12.400	12.800
	9261	Keaton Lewis		12.550	12.450	12.550	11.900	12.850	12.700
17	MHG	*	219.050	38.150 15T	35.900 16T	35.250 17	38.650 9	37.050 16	34.050 17
	9186	Samuel Metzler		13.350	12.350	12.400	12.900	12.550	10.400
	9187	Thiago Xifra		13.100	11.150	10.700	13.100	12.100	11.950
	9188	Andrew Hyde		11.700	12.400	12.150	12.650	12.400	11.700

2016 Men's JO Nationals

Club Team Results







May 4-8, 2016

Rank	Gym	Team	Score						
1	Cypress Academy	*	261.150	43.400 4	42.350 2	45.300 1	44.450 2	42.950 2	42.700 2
2	5280 Gym North	*	257.150	44.000 1	41.900 4T	43.150 2	42.250 11T	43.000 1	42.850 1
3	DeVeau's School	*	254.950	42.750 9	41.350 8	42.600 6	44.100 3	42.450 5	41.700 3
4	Champion Gym Texas	*	251.850	42.400 11	39.950 16	42.700 5	44.750 1	40.700 15T	41.350 4
5	US Gym- Mahwah	*	251.350	43.900 2	41.850 6	40.500 19	42.350 9T	41.900 8	40.850 8
6	Premier Gym Academy	*	251.000	43.300 5	40.600 11	41.900 8	43.000 6	41.750 9	40.450 12
7	SCATS Gymnastics	*	250.100	41.900 14	40.350 12	42.850 4	41.950 15	42.150 6	40.900 5T
8	WOGA Frisco	*	249.300	43.100 6	40.650 10	41.650 9	42.700 7	40.500 19	40.700 11
9	NEAG- Marlborough	*	248.500	41.000 22	41.900 4T	41.000 12T	42.200 13T	42.900 3	39.500 16T
10	Apollo Gym- VA	*	248.050	43.700 3	37.500 32T	41.950 7	43.950 4	40.200 21	40.750 10
11	West Coast Olympic	*	248.000	42.800 8	42.600 1	40.750 16T	41.700 16	40.550 18	39.600 15
12	Bart Conner Gym Acad	*	246.550	42.250 13	39.500 18T	41.200 11	42.200 13T	42.000 7	39.400 18
13	Azarian Gymnastics	*	246.450	40.800 26T	39.500 18T	42.950 3	41.300 19T	41.000 12	40.900 5T
14	Lakeshore Academy	*	245.850	41.700 16	40.700 9	41.000 12T	43.200 5	39.750 25	39.500 16T
15	Gym World Central	*	244.550	42.850 7	40.150 13	41.400 10	40.650 26	42.650 4	36.850 35
16	MHG	*	244.300	41.300 19	40.100 14	40.750 16T	42.350 9T	40.950 13	38.850 24
17	Levon's Gymnastics	*	243.450	40.150 31	41.500 7	40.800 15	40.250 28	41.550 10	39.200 20

2016 Men's JO Nationals

Club Team Results







May 4-8, 2016

Rank	Gym	Team	Score						
18	Stanford Boys Gym	*	241.900	42.350 12	37.800 27	40.700 18	41.550 17	39.550 27	39.950 14
19	USA Gym World	*	240.200	41.150 20	38.800 21	39.150 26T	39.700 34	41.350 11	40.050 13
20	Premier Gym West	*	240.150	40.800 26T	42.250 3	38.600 33	39.100 36	40.700 15T	38.700 26
21	Gymstrada Gym	*	239.400	41.750 15	37.700 29	39.900 21T	41.350 18	40.400 20	38.300 27
22	Infinite Bounds	*	239.100	39.100 39	39.550 17	39.900 21T	42.250 11T	40.150 22T	38.150 28
23	Monmouth Gym Acad	*	238.700	39.250 37	37.250 36	39.400 24	41.150 21	40.750 14	40.900 5T
24	TAG USA Gym	*	238.400	42.450 10	39.150 20	41.000 12T	41.300 19T	37.100 43	37.400 31
25T	Surgent's Elite Gym	*	235.350	40.050 32T	37.300 34T	38.850 31	40.000 29T	40.150 22T	39.000 21*
25T	Hocking Valley Gym	*	235.350	40.250 30	37.650 30T	39.450 23	40.400 27	38.600 33T	39.000 21*
27	Swiss Turners Gym	*	234.450	41.600 17	37.900 24T	39.050 28	38.750 38T	38.400 35T	38.750 25
28	Gymnastics World	*	234.350	41.050 21	36.800 40	39.150 26T	41.100 22T	40.600 17	35.650 43
29	Aspire Jr.Sun Devils	*	234.050	38.900 41	35.950 45	39.000 29T	42.500 8	38.350 37	39.350 19
30	Harpeth Gymnastics	*	233.850	40.050 32T	40.000 15	40.050 20	37.450 43	39.900 24	36.400 37T
31	Orlando Metro Gym	*	232.850	40.750 28	36.400 42	38.700 32	40.900 25	37.200 42	38.900 23
32	Alamo Gym Center	*	232.600	41.350 18	38.050 23	37.300 39	38.950 37	39.600 26	37.350 32
33	Nebraska Gymnastics	*	232.300	38.750 42T	37.900 24T	38.450 35	41.100 22T	39.200 29	36.900 34
34	Tataru's Gymnastics	*	232.200	40.900 24T	37.200 37	37.900 37	41.050 24	38.900 30	36.250 40T

2016 Men's JO Nationals

Club Team Results







May 4-8, 2016

Rank	Gym	Team	Score						
35	Tri-Town Gym	*	231.750	39.850 34T	37.750 28	39.000 29T	39.950 32	38.800 32	36.400 37T
36	Vitaly Scherbo Gym	*	229.250	39.200 38	37.300 34T	38.300 36	40.000 29T	38.000 40	36.450 36
37	Payke Gym Acad	*	228.350	39.450 36	34.500 49	37.500 38	38.000 40	38.100 39	40.800 9
38	Michigan Academy	*	228.200	40.900 24T	35.550 46	38.500 34	37.900 41	37.400 41	37.950 29
39	Capital Gym NTC-VA	*	227.900	37.800 44T	37.000 39	39.250 25	39.300 35	38.600 33T	35.950 42
40	Minnesota Valley Gym	*	226.400	40.950 23	37.650 30T	36.400 41	37.000 44	38.850 31	35.550 44
41	Hotshots Gymnastics	*	225.650	39.850 34T	37.500 32T	34.050 45	37.750 42	39.450 28	37.050 33
42	Avant Coeur	*	224.950	38.750 42T	36.050 44	37.150 40	40.000 29T	36.750 44	36.250 40T
43	Colorado Training	*	224.250	40.350 29	35.500 47	35.650 43	39.750 33	36.700 45	36.300 39
44	Basel's Boys Gym	*	215.100	35.850 46	36.100 43	34.950 44	38.750 38T	34.600 46	34.850 45
45	St. Louis Gym Centre	*	213.600	38.950 40	37.150 38	35.950 42	25.650 74	38.400 35T	37.500 30
46	MAC Gymnastics	*	177.100	26.800 66T	38.500 22	23.250 82	25.550 75	38.150 38	24.850 64
47	Gymnastics Olympica	*	172.550	28.250 49	34.550 48	29.200 46T	27.700 52T	27.300 48	25.550 53
48	Scamps Gymnastics	*	160.000	26.000 76	36.750 41	24.650 72T	23.800 83	25.550 72T	23.250 82T
49	M & M Gymnastics	*	150.200	37.800 44T	37.850 26	11.300 171T	13.100 137T	25.950 64T	24.200 71T

2016 Men's JO Nationals

Club Team Results







May 4-8, 2016

Rank	Gym	Team	Score						
1	Cypress Academy	*	261.150	43.400 4	42.350 2	45.300 1	44.450 2	42.950 2	42.700 2
	1260 Alexei Vernyi			15.600	13.450	14.950	15.350	14.600	13.800
	2248 Matthew Wenske			14.000	13.950	15.150	15.200	14.050	14.300
	1261 Anthony Stroud			13.800					
	1259 Ian Gunther				14.950			14.300	14.600
	1262 Joshua Williams					15.200			
	2250 Cian McConnell						13.900		
2	5280 Gym North	*	257.150	44.000 1	41.900 4T	43.150 2	42.250 11T	43.000 1	42.850 1
	1197 Vitaliy Guimaraes			15.100	14.050	14.500	14.350	14.700	14.250
	2194 Cutter Fugett			14.550	13.750	14.200		13.800	14.550
	2193 Coleson Stodghill			14.350		14.450	14.100		14.050
	2191 Isaac Xiong				14.100			14.500	
	2195 Cobie Brown						13.800		
3	DeVeau's School	*	254.950	42.750 9	41.350 8	42.600 6	44.100 3	42.450 5	41.700 3
	2278 Nicholas Guy			14.900		12.650	15.250		
	2277 Mitchell Brown			14.100	14.350		14.500	14.600	14.350
	1303 Parker Clayton			13.750	13.050	14.950	14.350	13.900	13.600
	1304 Russell Johnson				13.950	15.000		13.950	13.750
4	Champion Gym Texas	*	251.850	42.400 11	39.950 16	42.700 5	44.750 1	40.700 15T	41.350 4
	1254 Davis Grooms			14.400		14.650	15.000	13.650	14.300
	1255 Khalil Jackson			14.100	14.050		14.750	13.450	14.350
	1256 Curtis Chang			13.900	13.550	13.950			12.700
	2246 Benjamin Swartout				12.350	14.100		13.600	
	2247 Luke Belvedere						15.000		
5	US Gym- Mahwah	*	251.350	43.900 2	41.850 6	40.500 19	42.350 9T	41.900 8	40.850 8
	2109 Sebastian Quiana			15.200		13.050	14.600	13.500	13.200
	2107 Andrew Brower			14.600	14.550	14.300	13.850	14.400	
	2108 Timothy Kutyla			14.100			13.900		14.200
	2105 Favian Valdez				14.000	13.150		14.000	13.450
	2106 Paul Brower				13.300				

2016 Men's JO Nationals

Club Team Results







May 4-8, 2016

Rank	Gym	Team	Score						
6	Premier Gym Academy	*	251.000	43.300 5	40.600 11	41.900 8	43.000 6	41.750 9	40.450 12
	2272	Bailey Perez		14.750		13.950	14.850	14.350	13.700
	1295	Max Diab		14.450			14.150	13.900	
	2273	Rex Scott		14.100	13.400				13.400
	2271	Dan Graham			13.650	13.900	14.000	13.500	13.350
	1294	Dominic Tommasone			13.550	14.050			
7	SCATS Gymnastics	*	250.100	41.900 14	40.350 12	42.850 4	41.950 15	42.150 6	40.900 5T
	1148	Daniel Yoon		14.500	13.500	14.100	13.500	13.150	13.300
	1149	Perry Lightfoot		13.800	13.750				12.650
	1150	Brandon Hsu		13.600		13.950	13.350	14.050	
	1147	Cameron Bock			13.100	14.800	15.100	14.950	14.950
8	WOGA Frisco	*	249.300	43.100 6	40.650 10	41.650 9	42.700 7	40.500 19	40.700 11
	1274	Griffin Kehler		15.500	13.900	14.250	14.700	14.300	14.000
	1275	Travis Cooper		14.000		13.350	13.600		12.700
	1276	Joshua Davis		13.600	13.000	14.050	14.400	13.500	14.000
	1277	Garrett Hughes			13.750			12.700	
9	NEAG- Marlborough	*	248.500	41.000 22	41.900 4T	41.000 12T	42.200 13T	42.900 3	39.500 16T
	1210	Michael Fletcher		13.800	13.600	13.750	14.150	14.500	13.250
	1211	Antonio Sacchiero		13.800		12.800			
	1208	Nicholas Merryman		13.400	14.850	14.450			13.450
	2204	Nate Winneg			13.450		14.000		
	1207	Jonathan Liu					14.050	14.350	
	1209	Dylan LeClair						14.050	12.800
10	Apollo Gym- VA	*	248.050	43.700 3	37.500 32T	41.950 7	43.950 4	40.200 21	40.750 10
	2119	Tomas Palma Alvarado		15.200	12.600	14.600			
	2118	Frank Bradley		14.300	12.300	13.400		13.850	13.400
	2121	Kyte Crigger		14.200	12.600	13.950	14.600	13.550	13.800
	2120	Erik Del Cid					14.750	12.800	
	2122	Connor Jones					14.600		13.550
11	West Coast Olympic	*	248.000	42.800 8	42.600 1	40.750 16T	41.700 16	40.550 18	39.600 15
	2164	Andrew Herrador		15.250	14.150	13.750	14.150	13.550	13.500
	1159	Bennet Huang		14.100	15.350	13.800	14.750	13.950	13.850
	1160	Zion English		13.450	13.100	13.200	12.800	13.050	12.250

2016 Men's JO Nationals

Club Team Results







May 4-8, 2016

Rank	Gym	Team	Score						
12	Bart Conner Gym Acad	*	246.550	42.250 13	39.500 18T	41.200 11	42.200 13T	42.000 7	39.400 18
	2240 Zachary Treadway			14.200	13.350	13.300	14.000	14.000	
	2242 Jordan Kovach			14.100	13.200	14.900	14.150	14.500	14.200
	2244 Gage Dyer			13.950		13.000	14.050	13.500	
	2241 Alex Bates				12.950				
	1249 Cade Muldrow								12.750
	2243 Joshua Jenkins								12.450
13	Azarian Gymnastics	*	246.450	40.800 26T	39.500 18T	42.950 3	41.300 19T	41.000 12	40.900 5T
	2133 Victor Eisenmen			13.800	13.300		13.900	13.550	13.700
	1133 Shane Sadighi			13.700	13.400	15.300	13.950	13.600	13.250
	1134 Allen Shadan			13.300	12.800	13.400		13.850	
	1131 Joseph Taka Giese					14.250			
	1132 Tristan Lopez						13.450		13.950
14	Lakeshore Academy	*	245.850	41.700 16	40.700 9	41.000 12T	43.200 5	39.750 25	39.500 16T
	1282 Maxim Andryushchenko			14.700	14.150	14.350	14.700	13.950	14.000
	1283 Cobey Pava			13.900		13.750	14.100	13.000	13.000
	2266 Nomondalai Jamiyankhuu			13.100	13.700		14.400		
	2265 Jackson Freedman				12.850	12.900		12.800	12.500
15	Gym World Central	*	244.550	42.850 7	40.150 13	41.400 10	40.650 26	42.650 4	36.850 35
	1141 Angel Leon			15.400	14.200	14.650	13.700	14.450	11.700
	2148 Caleb Rodriguez			13.850	12.950	13.250	12.900	14.700	13.400
	2147 Brett Miller			13.600	13.000	13.500	14.050	13.500	11.750
16	MHG	*	244.300	41.300 19	40.100 14	40.750 16T	42.350 9T	40.950 13	38.850 24
	1192 Shane Wiskus			14.400	13.950	15.350	14.850	14.900	14.800
	1191 Henry Meeker			13.800	13.450	13.700	14.100	13.300	12.600
	1193 Alex Walther			13.100					
	2189 Matt Jorgenson				12.700	11.700	13.400	12.750	11.450
17	Levon's Gymnastics	*	243.450	40.150 31	41.500 7	40.800 15	40.250 28	41.550 10	39.200 20
	2211 Taylor Gigandet			13.450	13.500	11.900	12.800	13.200	12.150
	1221 Addison Chung			13.400	14.000	15.000	13.400	14.150	13.500
	2210 Jonathan Wang			13.300	14.000	13.900	14.050	14.200	13.550

2016 Men's JO Nationals

Club Team Results







May 4-8, 2016

Rank	Gym	Team	Score						
18	Stanford Boys Gym	*	241.900	42.350 12	37.800 27	40.700 18	41.550 17	39.550 27	39.950 14
	2159 Eric Vincent			14.550	12.900	13.350	14.550	13.450	12.950
	2158 Christopher Bartee			14.100	13.500	13.300	12.950	12.700	12.400
	1154 Thomas Lee			13.700	11.400	14.050	14.050	13.400	14.600
19	USA Gym World	*	240.200	41.150 20	38.800 21	39.150 26T	39.700 34	41.350 11	40.050 13
	1202 Tony Christopulos			14.200		12.400	13.700	13.800	13.450
	1201 Scott McMurray			13.550	12.850	13.600	13.100	13.900	13.750
	1200 Dillan King			13.400	13.500	13.150	12.900	13.650	12.850
	1203 Jack Mismash				12.450				
20	Premier Gym West	*	240.150	40.800 26T	42.250 3	38.600 33	39.100 36	40.700 15T	38.700 26
	1307 Jacob Yehling			13.850	13.400	12.950	13.850	13.300	13.450
	1306 Evan Perreault			13.650	13.450				
	1308 Jared Cuthbertson			13.300		12.900			
	2281 Michael Paradise				15.400			13.500	12.650
	1309 John Rourke					12.750	12.450		12.600
	2282 Jacob Wade						12.800	13.900	
21	Gymstrada Gym	*	239.400	41.750 15	37.700 29	39.900 21T	41.350 18	40.400 20	38.300 27
	1122 Sean Neighbarger			14.400	12.400	13.950	14.850	13.250	13.400
	1124 Garrett Kasiski			14.150		12.050	13.650	13.600	
	1123 Chris McCord			13.200	12.400	13.900	12.850	13.550	12.450
	2125 Solomon Griffin				12.900				12.450
22	Infinite Bounds	*	239.100	39.100 39	39.550 17	39.900 21T	42.250 11T	40.150 22T	38.150 28
	2251 Michael Abarca			13.300	14.100	12.850	14.150	12.950	13.150
	1265 Collin Lillie			13.250	12.600	13.600	15.000	13.050	12.550
	1266 Calvin Rasmussen			12.550	12.850	13.450	13.100	14.150	12.450
23	Monmouth Gym Acad	*	238.700	39.250 37	37.250 36	39.400 24	41.150 21	40.750 14	40.900 5T
	1103 Evan Hymanson			14.100	11.900	14.000	14.050	14.100	14.250
	2101 Socrates Gavallas			13.100	13.500	12.550		13.550	13.450
	2103 Kirill Yefremenko			12.050	11.850	12.850	13.600		13.200
	2102 Michael Brewer						13.500	13.100	

2016 Men's JO Nationals

Club Team Results







May 4-8, 2016

Rank	Gym	Team	Score						
24	TAG USA Gym	*	238.400	42.450 10	39.150 20	41.000 12T	41.300 19T	37.100 43	37.400 31
	1244 Sergio Fernandez			14.500	13.150	12.700	13.200	14.050	13.700
	2235 Anton Vorona			14.050	13.900	14.800		12.800	12.300
	2234 Matthew Leon			13.900	12.100	13.500	13.850	10.250	11.400
	2236 Erik-1 Zamora						14.250		
25T	Surgent's Elite Gym	*	235.350	40.050 32T	37.300 34T	38.850 31	40.000 29T	40.150 22T	39.000 21*
	1104 Christopher Iram			13.500	12.350		13.750	13.800	
	1105 Dimitry Pressimone			13.300	13.200	12.800		13.250	13.400
	1106 Eric Lung			13.250	11.750	13.750	13.450	13.100	12.900
	1107 Ian Creelman					12.300	12.800		12.700
25T	Hocking Valley Gym	*	235.350	40.250 30	37.650 30T	39.450 23	40.400 27	38.600 33T	39.000 21*
	1310 Dexter Roettker			13.800	11.600	13.500	13.600	12.850	13.800
	2284 Trevor North			13.500	12.900	14.000	14.150	13.650	12.350
	2285 Matthew Martin			12.950	13.150	11.950	12.650	12.100	12.850
27	Swiss Turners Gym	*	234.450	41.600 17	37.900 24T	39.050 28	38.750 38T	38.400 35T	38.750 25
	2183 Jacob Schroeder			14.700	12.200		13.000	13.300	12.850
	1177 Andrew Eng			13.600	13.200	13.900	13.000	12.500	12.400
	1179 Cash Buske			13.300		12.600	12.750	12.600	13.500
	2184 Cullen Jozwiakowski				12.500	12.550			
28	Gymnastics World	*	234.350	41.050 21	36.800 40	39.150 26T	41.100 22T	40.600 17	35.650 43
	2286 Tim O'Neill			14.250	12.350	13.600	14.900	13.550	12.600
	1215 Brendan Hopgood			13.750	12.000	12.850	13.350	14.500	10.900
	2287 Curtis Gach			13.050	12.450	12.700	12.850	12.550	12.150
29	Aspire Jr.Sun Devils	*	234.050	38.900 41	35.950 45	39.000 29T	42.500 8	38.350 37	39.350 19
	1130 Brady Yamamoto			13.550		13.750	13.850	13.350	13.050
	1127 Jake Schroeder			12.800	12.550	12.300		13.000	12.550
	1129 Max Williams			12.550	12.100		14.550		13.750
	2290 Benjamin LeRoy				11.300	12.950	14.100	12.000	

2016 Men's JO Nationals

Club Team Results







May 4-8, 2016

Rank	Gym	Team	Score						
30	Harpeth Gymnastics	*	233.850	40.050 32T	40.000 15	40.050 20	37.450 43	39.900 24	36.400 37T
	1231 Valen Watrous			14.400	13.200	12.950	13.100	13.000	11.700
	1232 Brayton Williams			12.950	13.100	14.050	11.850	14.250	12.300
	2228 Michael Peluso			12.700	13.700	13.050	12.500	12.650	12.400
31	Orlando Metro Gym	*	232.850	40.750 28	36.400 42	38.700 32	40.900 25	37.200 42	38.900 23
	1241 Collin Hickey			14.100	10.950	12.350	13.900	12.350	13.400
	2232 Logan Omer			13.600	13.000	12.800	13.600	12.200	12.450
	1240 Joe Rabaja			13.050	12.450	13.550	13.400	12.650	13.050
32	Alamo Gym Center	*	232.600	41.350 18	38.050 23	37.300 39	38.950 37	39.600 26	37.350 32
	1279 Blake Sun			14.350	14.100	13.700	13.650	14.750	13.950
	1280 Chase Rodriguez			13.850	11.200	12.450	12.450	13.050	11.800
	2260 Colin Johnson			13.150	12.750	11.150	12.850	11.800	11.600
33	Nebraska Gymnastics	*	232.300	38.750 42T	37.900 24T	38.450 35	41.100 22T	39.200 29	36.900 34
	2185 Derek Baumfalk			13.600	12.250	12.850	14.100	13.150	12.350
	2187 Nick Cramer			13.450	12.500	12.850			
	1183 Noah Urwiler			11.700	13.150	12.750	12.950	13.050	11.500
	2186 Tucker Catlett						14.050	13.000	13.050
34	Tataru's Gymnastics	*	232.200	40.900 24T	37.200 37	37.900 37	41.050 24	38.900 30	36.250 40T
	1245 Asad Jooma			14.000	12.150	12.800	14.700	13.450	11.800
	1247 James Lawson			13.450	13.150	13.050	12.450	13.150	12.550
	1246 Kaleb Booth			13.450	11.900	12.050	13.900	12.300	11.900
35	Tri-Town Gym	*	231.750	39.850 34T	37.750 28	39.000 29T	39.950 32	38.800 32	36.400 37T
	1213 Alexander Fitzgerald			13.750	12.350	12.200	13.050	12.350	12.850
	2206 Franklin Valentin			13.650	13.450	14.750	14.550	13.450	12.100
	2207 Rowan Moody			12.450	11.950	12.050	12.350	13.000	11.450
36	Vitaly Scherbo Gym	*	229.250	39.200 38	37.300 34T	38.300 36	40.000 29T	38.000 40	36.450 36
	1158 Eric DeLuna			13.450	12.650	12.300	13.400	13.250	12.350
	2163 Carter Patterson			13.000	12.150	12.550	13.100	12.300	12.550
	1157 Daniel Lasenbby			12.750	12.500	13.450	13.500	12.450	11.550

2016 Men's JO Nationals

Club Team Results







May 4-8, 2016

Rank	Gym	Team	Score						
37	Payke Gym Acad	*	228.350	39.450 36	34.500 49	37.500 38	38.000 40	38.100 39	40.800 9
	1146	Angel Haro		13.600	11.350	13.150	13.800	13.100	14.350
	1145	Matthew Randolph		13.100	12.250	12.950	11.850	13.000	13.650
	2154	Cecilio Garcia		12.750	10.900	11.400	12.350	12.000	12.800
38	Michigan Academy	*	228.200	40.900 24T	35.550 46	38.500 34	37.900 41	37.400 41	37.950 29
	2269	Jonah Gorski		14.050	11.250	12.800	13.600	12.750	13.200
	1290	Benjamin Mitchell		13.850	13.550	13.300	12.200	13.150	12.400
	1291	James Read		13.000	10.750	12.400	12.100	11.500	12.350
39	Capital Gym NTC-VA	*	227.900	37.800 44T	37.000 39	39.250 25	39.300 35	38.600 33T	35.950 42
	1118	Dillon Gallagher		13.400				12.600	11.600
	1119	Andrew Lyubovsky		12.500	12.650	12.450	12.900	13.100	12.500
	1120	Collin DiPietro		11.900	12.050	13.400	13.500		11.850
	2124	Evan Salters			12.300	13.400	12.900	12.900	
40	Minnesota Valley Gym	*	226.400	40.950 23	37.650 30T	36.400 41	37.000 44	38.850 31	35.550 44
	1190	Brendan Stahl		13.800	12.450	12.500	13.700	13.000	12.200
	1188	Nicolas Mejia		13.650	12.600	11.950		12.700	11.750
	1189	Ian Johnson		13.500		11.950	12.200	13.150	11.600
	2188	Yuriy Bruslvtsev			12.600		11.100		
41	Hotshots Gymnastics	*	225.650	39.850 34T	37.500 32T	34.050 45	37.750 42	39.450 28	37.050 33
	1110	Matthew Parrillo		13.850	12.750	11.450	12.300	12.850	12.900
	1108	Zachary Mitchell		13.150	12.850	12.900	12.650	13.200	12.500
	1109	Joaquin Forno		12.850	11.900	9.700	12.800	13.400	11.650
42	Avant Coeur	*	224.950	38.750 42T	36.050 44	37.150 40	40.000 29T	36.750 44	36.250 40T
	2167	Mitchell McHugh		14.050	12.450	12.050	13.300	12.900	12.200
	2165	Conner Petellin		12.650	11.750	13.250	13.000	13.000	13.100
	2168	Lincoln Powell		12.050	11.850		13.700	10.850	10.950
	2166	John-1 McCarthy				11.850			

2016 Men's JO Nationals

Club Team Results

May 4-8, 2016

Rank	Gym	Team	Score						
43	Colorado Training	*	224.250	40.350 29	35.500 47	35.650 43	39.750 33	36.700 45	36.300 39
	2196 Kirk Malm			14.000	12.450	12.200	13.450	13.400	13.100
	2197 Caleb Jackson			13.750	12.750	11.050	14.200	11.650	12.600
	1198 Luke Mattea			12.600	10.300	12.400	12.100	11.650	10.600
44	Basel's Boys Gym	*	215.100	35.850 46	36.100 43	34.950 44	38.750 38T	34.600 46	34.850 45
	1251 Andrew Helberg			12.950	12.600	11.900	12.150	11.100	12.200
	1250 Kyle Brown			11.900	11.600	11.350	13.450	12.350	11.850
	2245 David Molloy			11.000	11.900	11.700	13.150	11.150	10.800
45	St. Louis Gym Centre	*	213.600	38.950 40	37.150 38	35.950 42	25.650 74	38.400 35T	37.500 30
	1270 James Strevey			13.300	12.500	11.650	12.200	12.950	12.650
	1271 Taylor Styer			12.950	11.950	12.400	13.450	13.150	12.050
	2253 Alex Megahy			12.700	12.700	11.900		12.300	12.800
46	MAC Gymnastics	*	177.100	26.800 66T	38.500 22	23.250 82	25.550 75	38.150 38	24.850 64
	2172 Parker Chiapuzio			13.750	13.100	11.350	13.600	13.700	12.900
	1165 Michael Smith			13.050	11.850	11.900	11.950	12.000	11.950
	2173 Zachary-1 Ochsenschlag				13.550				
	2174 Nicolai-1 Apenes							12.450	
47	Gymnastics Olympica	*	172.550	28.250 49	34.550 48	29.200 46T	27.700 52T	27.300 48	25.550 53
	1139 Benjamin Allins			14.200	12.450	14.100	13.750	13.600	12.050
	2144 Thomas Chin			14.050	12.500	15.100	13.950	13.700	13.500
	2145 Tyler-1 Struck				9.600				
48	Scamps Gymnastics	*	160.000	26.000 76	36.750 41	24.650 72T	23.800 83	25.550 72T	23.250 82T
	1175 Colin Schwartz			13.150	14.100	11.700	13.200	13.450	12.250
	2182 Jacob Goss			12.850	9.850	12.950	10.600	12.100	11.000
	1176 Alexander-1 Resendiz				12.800				
49	M & M Gymnastics	*	150.200	37.800 44T	37.850 26	11.300 171T	13.100 137T	25.950 64T	24.200 71T
	2179 Perry Devlin			13.300	12.300			12.900	11.800
	2180 John Anderson			12.650	13.150	11.300	13.100	13.050	12.400
	1173 Flint-2 Bornstein			11.850	12.400				