

# 2016 P&G Championships - JR Men Day 1

## Meet Results - 17-18







Jun 23, 2016

Page: 1  
Printed: 6/23/2016 3:30:26 PM

Men / J7 / 17-18

Session: 1M

Judge's Signatures

Rank	Num	Name	Gym							AA
1	90	Matthew Wenske	Cypress	Diff: 6.100	4.700	5.000	6.000	5.700	5.100	
				Exec: 8.300	8.500	8.850	9.400	8.850	8.050	
				ND:			-0.100			
				Final: 14.400	13.200	13.850	15.300	14.550	13.150	84.450
				Place: 1	2	1	1	1	4	1
2	68	Mitchell Brown	DeVeau's	Diff: 4.600	5.000	4.500	5.200	4.600	4.600	
				Exec: 8.250	8.250	7.800	9.250	8.600	8.600	
				ND:						
				Final: 12.850	13.250	12.300	14.450	13.200	13.200	79.250
				Place: 4	1	9	3*	5	3	2
3	60	Bailey Perez	PremierDG	Diff: 5.800	4.500	4.700	5.200	4.400	4.800	
				Exec: 8.300	7.100	8.000	9.300	8.700	8.250	
				ND:						
				Final: 14.100	11.600	12.700	14.500	13.100	13.050	79.050
				Place: 2	9	5T	2	6	5	3
4	77	Andrew Brower	US Gym	Diff: 4.900	5.000	5.100	4.400	5.200	4.800	
				Exec: 7.700	8.100	7.800	9.100	8.350	8.150	
				ND: -0.100						
				Final: 12.500	13.100	12.900	13.500	13.550	12.950	78.500
				Place: 5T	3	4	8*	2	6	4
5	81	Jordan Kovach	BCGA	Diff: 5.100	4.800	5.100	4.400	4.800	5.400	
				Exec: 7.400	7.650	7.450	9.450	8.550	8.200	
				ND:						
				Final: 12.500	12.450	12.550	13.850	13.350	13.600	78.300
				Place: 5T	6	7	6T	4	1	5
6	62	Andrew Herrador	WCOGA	Diff: 5.800	4.500	5.100	5.200	4.300	5.100	
				Exec: 6.650	8.300	7.250	9.250	8.250	8.450	
				ND:						
				Final: 12.450	12.800	12.350	14.450	12.550	13.550	78.150
				Place: 8	4T	8	3*	8	2	6
7	89	Jonathan Wang	Levon's	Diff: 4.800	4.400	4.000	4.400	4.800	4.700	
				Exec: 7.700	8.400	8.700	9.050	8.650	8.050	
				ND:						
				Final: 12.500	12.800	12.700	13.450	13.450	12.750	77.650
				Place: 5T	4T	5T	10	3	7T	7
8	54	Thomas Chin	Gymnastics Olympica	Diff: 4.900	4.300	5.300	4.400	4.200	4.500	
				Exec: 7.500	8.000	8.200	9.100	7.050	8.250	
				ND:				-0.300		
				Final: 12.400	12.300	13.500	13.500	10.950	12.750	75.400
				Place: 9	7	2	8*	10	7T	8
9	57	Connor Lewis	Integrity	Diff: 5.100	4.400	4.700	5.200	4.800	4.500	
				Exec: 6.450	6.350	7.400	9.200	8.100	8.000	
				ND: -0.100						
				Final: 11.450	10.750	12.100	14.400	12.900	12.500	74.100
				Place: 11	10	10	5	7	9	9
10	56	Kyte Crigger	Apollo	Diff: 5.600	3.300	4.400	4.800	4.200	3.700	
				Exec: 8.200	8.550	8.650	9.050	8.150	8.500	
				ND: -0.100	-4.000					
				Final: 13.700	7.850	13.050	13.850	12.350	12.200	73.000
				Place: 3	11	3	6T	9	10	10

# 2016 P&G Championships - JR Men Day 1







## Meet Results - 17-18

Jun 23, 2016

Page: 2  
Printed: 6/23/2016 3:30:26 PM

Men / J7 / 17-18

Session: 1M

Rank	Num	Name	Gym							AA
11	84	Trevor North	HVGC	Diff: 5.200	5.100	4.900	4.400	3.800	4.100	
				Exec: 7.100	6.650	6.950	8.700	6.500	7.850	
				ND: -0.500						
				Final: 11.800	11.750	11.850	13.100	10.300	11.950	70.750
				Place: 10	8	11	11	11	11	11

# 2016 P&G Championships - JR Men Day 1

## Meet Results - 15-16







Jun 23, 2016

Page: 1  
Printed: 6/23/2016 3:30:24 PM

Men / J5 / 15-16

Session: 1M

Judge's Signatures

Rank	Num	Name	Gym							AA
1	64	Shane Wiskus	MHG	Diff: 6.000	5.300	5.000	5.200	5.800	5.500	
				Exec: 8.600	8.500	8.250	9.550	8.850	8.400	
				ND: -0.100						
				Final: 14.500	13.800	13.250	14.750	14.650	13.900	84.850
				Place: 1	2	11	2	1T	2	1
2	76	Bennet Huang	WCOGA	Diff: 5.900	5.700	4.700	5.200	5.100	4.800	
				Exec: 8.250	8.550	8.300	9.350	8.400	8.600	
				ND:						
				Final: 14.150	14.250	13.000	14.550	13.500	13.400	82.850
				Place: 3	1	19T	5	11	7	2
3	52	Alexei Vernyi	Cypress	Diff: 5.800	4.900	4.700	5.600	4.800	4.900	
				Exec: 8.400	7.800	8.700	9.200	9.000	8.400	
				ND:						
				Final: 14.200	12.700	13.400	14.800	13.800	13.300	82.200
				Place: 2	13	5	1	6	8	3
4	66	Davis Grooms	Champions-Texas	Diff: 5.500	5.300	5.300	4.800	5.300	5.200	
				Exec: 7.650	8.350	8.000	9.300	7.800	8.300	
				ND: -0.100						
				Final: 13.050	13.650	13.300	14.100	13.100	13.500	80.700
				Place: 18	3	10	14	20T	6	4
5T	73	Vitaliy Guimaraes	5280 Gymnastics	Diff: 5.100	4.700	5.200	5.200	4.200	5.200	
				Exec: 8.100	8.400	8.450	9.500	8.200	8.000	
				ND:						
				Final: 13.200	13.100	13.650	14.700	12.400	13.200	80.250
				Place: 15T	7	2	3	25T	9T	5T
5T	55	Jacob Moore	Twistars	Diff: 5.300	5.400	4.300	4.800	4.900	4.800	
				Exec: 8.350	7.750	8.450	9.350	8.750	8.100	
				ND:						
				Final: 13.650	13.150	12.750	14.150	13.650	12.900	80.250
				Place: 7	6	23	11T	8	16	5T
7	69	Griffin Kehler	WOGA	Diff: 5.500	4.300	4.800	4.800	4.900	5.000	
				Exec: 8.250	8.350	8.400	9.400	8.800	7.700	
				ND:						
				Final: 13.750	12.650	13.200	14.200	13.700	12.700	80.200
				Place: 5T	14T	12*	9T	7	23	7
8	59	Joshua Davis	WOGA	Diff: 5.300	4.100	5.200	4.800	4.700	4.900	
				Exec: 8.550	8.300	8.650	9.000	8.850	8.100	
				ND:			-0.300			
				Final: 13.850	12.400	13.850	13.500	13.550	13.000	80.150
				Place: 4	19T	1	21T	10	15	8
9	83	Brody Malone	CTG	Diff: 5.000	4.200	4.900	5.200	4.600	4.800	
				Exec: 8.250	7.500	8.450	9.200	8.650	8.850	
				ND:			-0.100			
				Final: 13.250	11.700	13.350	14.300	13.250	13.650	79.500
				Place: 13T	24	6T	8	16T	3	9
10T	93	Michael Fletcher	NE Academy	Diff: 5.300	4.700	5.200	5.200	5.100	4.600	
				Exec: 8.000	8.250	8.000	9.250	8.800	7.300	
				ND:			-0.300			
				Final: 13.300	12.950	13.200	14.150	13.900	11.900	79.400
				Place: 12	9	12*	11T	5	27	10T

# 2016 P&G Championships - JR Men Day 1

## Meet Results - 15-16







Jun 23, 2016

Page: 2

Printed: 6/23/2016 3:30:24 PM

Men / J5 / 15-16

Session: 1M

Rank	Num	Name	Gym							AA
10T	78	Max Andryushchenko	Lakeshore	Diff: 5.700	5.100	5.000	5.200	5.200	5.300	
				Exec: 7.050	7.000	8.450	9.100	8.250	8.250	
				ND: -0.100			-0.100			
				Final: 12.650	12.100	13.450	14.200	13.450	13.550	79.400
				Place: 21	23	4	9T	12	4T	10T
12	71	Andrew Bitner	Gymnastix	Diff: 5.400	5.400	5.100	5.200	5.500	4.900	
				Exec: 6.900	7.900	8.250	8.100	9.150	7.650	
				ND:			-0.300			
				Final: 12.300	13.300	13.350	13.000	14.650	12.550	79.150
				Place: 25	5	6T	27T	1T	24	12
13	85	Kevin Penev	RGA	Diff: 5.800	5.000	4.800	5.200	5.000	4.900	
				Exec: 7.850	7.650	8.350	9.300	7.350	7.900	
				ND: -0.100						
				Final: 13.550	12.650	13.150	14.500	12.350	12.800	79.000
				Place: 8	14T	16	6*	27	18*	13
14T	75	Blake Sun	Alamo	Diff: 5.100	4.700	4.700	4.400	5.900	4.100	
				Exec: 8.650	7.700	7.500	9.250	8.300	8.400	
				ND:						
				Final: 13.750	12.400	12.200	13.650	14.200	12.500	78.700
				Place: 5T	19T	27	18	4	25	14T
14T	88	Shane Sadighi	Azarian	Diff: 5.300	4.900	4.800	5.200	5.000	4.800	
				Exec: 8.050	7.700	8.400	9.050	7.600	8.000	
				ND:			-0.100			
				Final: 13.350	12.600	13.200	14.150	12.600	12.800	78.700
				Place: 10T	17	12*	11T	23T	18T	14T
16	82	Angel Leon	Gym World Central	Diff: 5.200	3.700	4.400	4.400	5.300	5.200	
				Exec: 8.250	7.250	8.600	9.350	8.050	8.750	
				ND:						
				Final: 13.450	10.950	13.000	13.750	13.350	13.950	78.450
				Place: 9	30	19T	15*	13T	1	16
17	74	Ian Gunther	Cypress	Diff: 4.400	4.600	4.800	4.400	4.800	4.900	
				Exec: 8.050	8.450	8.700	8.700	8.350	8.200	
				ND:						
				Final: 12.450	13.050	13.500	13.100	13.150	13.100	78.350
				Place: 23T	8	3	26	18T	12T	17
18	92	Daniel Yoon	SCATS	Diff: 5.000	4.700	4.800	3.600	5.000	4.500	
				Exec: 8.000	8.200	8.300	9.350	8.600	8.300	
				ND: -0.100						
				Final: 12.900	12.900	13.100	12.950	13.600	12.800	78.250
				Place: 19	10T	17	29	9	18T	18
19	65	Alexander Frack	Parkettes	Diff: 4.900	5.200	4.800	4.400	4.800	4.500	
				Exec: 7.650	8.150	7.800	9.150	8.150	8.350	
				ND: -0.100						
				Final: 12.450	13.350	12.600	13.550	12.950	12.850	77.750
				Place: 23T	4	24T	20	22	17	19
20	63	Nicholas Merryman	NE Academy	Diff: 4.700	4.500	4.900	3.600	5.100	4.900	
				Exec: 7.000	8.000	7.950	9.150	9.200	8.650	
				ND:						
				Final: 11.700	12.500	12.850	12.750	14.300	13.550	77.650
				Place: 28T	18	21*	30	3	4T	20

# 2016 P&G Championships - JR Men Day 1

## Meet Results - 15-16







Jun 23, 2016

Page: 3

Printed: 6/23/2016 3:30:24 PM

Men / J5 / 15-16

Session: 1M

Rank	Num	Name	Gym							AA
21	80	Russell Johnson	DeVeau's	Diff: 4.600	4.600	4.900	4.400	4.500	4.000	
				Exec: 7.250	8.300	7.950	9.100	8.750	8.800	
				ND: _____	_____	_____	-0.300	_____	_____	
				Final: 11.850	12.900	12.850	13.200	13.250	12.800	76.850
				Place: 26T	10T	21*	25	16T	18T	21
22	86	David Pochinka	WOGA	Diff: 5.200	5.000	4.800	4.400	5.600	4.500	
				Exec: 8.050	7.150	7.500	9.100	7.700	7.900	
				ND: _____	_____	_____	-0.100	_____	_____	
				Final: 13.250	12.150	12.300	13.400	13.300	12.400	76.800
				Place: 13T	22	26	24	15	26	22
23T	79	Khalil Jackson	Champions-Texas	Diff: 5.200	4.600	4.700	5.200	4.500	5.200	
				Exec: 8.000	6.700	7.400	9.400	7.900	7.900	
				ND: _____	_____	_____	_____	_____	_____	
				Final: 13.200	11.300	12.100	14.600	12.400	13.100	76.700
				Place: 15T	29	28	4	25T	12T	23T
23T	94	Thomas Lee	Stanford Boys	Diff: 4.600	4.700	5.200	4.400	4.900	5.000	
				Exec: 7.350	6.900	8.000	9.350	8.200	8.200	
				ND: -0.100	_____	_____	_____	_____	_____	
				Final: 11.850	11.600	13.200	13.750	13.100	13.200	76.700
				Place: 26T	26T	12*	15*	20T	9*	23T
25T	70	Addison Chung	Levon's	Diff: 5.200	4.700	5.000	5.200	4.700	5.000	
				Exec: 6.500	6.950	8.350	8.350	8.450	8.200	
				ND: _____	_____	_____	-0.100	_____	_____	
				Final: 11.700	11.650	13.350	13.450	13.150	13.200	76.500
				Place: 28T	25	6*	23	18T	9*	25T
25T	95	Evan Hymanson	Monmouth	Diff: 5.900	4.800	5.000	3.600	5.100	5.400	
				Exec: 7.450	7.600	7.600	9.400	7.000	7.650	
				ND: _____	_____	_____	_____	_____	_____	
				Final: 13.350	12.400	12.600	13.000	12.100	13.050	76.500
				Place: 10T	19T	24T	27T	28	14	25T
27	72	Brennan Pantazis	Gymnastics Nevada	Diff: 6.100	5.100	5.100	5.200	5.100	4.900	
				Exec: 6.650	7.700	5.450	9.300	7.500	7.900	
				ND: _____	_____	_____	_____	_____	_____	
				Final: 12.750	12.800	10.550	14.500	12.600	12.800	76.000
				Place: 20	12	30	6*	23T	18*	27
28	53	Parker Clayton	DeVeau's	Diff: 4.600	4.400	5.400	5.200	4.600	3.900	
				Exec: 8.000	7.200	7.650	8.300	8.750	7.800	
				ND: _____	_____	_____	_____	_____	_____	
				Final: 12.600	11.600	13.050	13.500	13.350	11.700	75.800
				Place: 22	26T	18	21T	13T	28	28
29	91	Joshua Williams	Cypress	Diff: 5.300	4.000	5.000	4.400	4.600	3.400	
				Exec: 7.850	7.600	8.350	9.200	6.950	7.750	
				ND: _____	_____	_____	_____	_____	_____	
				Final: 13.150	11.600	13.350	13.600	11.550	11.150	74.400
				Place: 17	26T	6*	19	29	29	29
30	67	Curran Phillips	PrairieGym	Diff: 0.000	4.500	4.200	4.400	3.900	0.000	
				Exec: 0.000	8.150	7.800	9.300	7.600	0.000	
				ND: _____	_____	_____	_____	_____	_____	
				Final: 0.000	12.650	12.000	13.700	11.500	0.000	49.850
				Place: 30	14T	29	17	30	30	30

# 2016 P&G Championships - JR Men Day 2

## Meet Results - 17-18







Jun 25, 2016

Page: 1  
Printed: 6/25/2016 3:29:41 PM

Men / J7 / 17-18

Session: 3M

Judge's Signatures

Rank	Num	Name/Gym								AA
1	90	Matthew Wenske Cypress	Prelims	Final: 14.400	13.200	13.850	15.300	14.550	13.150	84.450
				D/E: 6.1 / 8.300	4.7 / 8.500	5.0 / 8.850	6.0 / 9.400	5.7 / 8.850	5.1 / 8.050	ND:
			Finals	Final: 14.100	13.350	13.600	15.400	12.100	12.300	80.850
				D/E: 6.1 / 8.000	4.8 / 8.550	5.0 / 8.600	6.0 / 9.400	5.0 / 7.100	4.8 / 7.500	ND:
<b>Combined Total: 165.300</b>										
2	60	Bailey Perez PremierDG	Prelims	Final: 14.100	11.600	12.700	14.500	13.100	13.050	79.050
				D/E: 5.8 / 8.300	4.5 / 7.100	4.7 / 8.000	5.2 / 9.300	4.4 / 8.700	4.8 / 8.250	ND:
			Finals	Final: 14.150	11.550	12.750	14.750	13.250	13.550	80.000
				D/E: 5.8 / 8.350	4.5 / 7.050	4.7 / 8.050	5.2 / 9.550	4.4 / 8.850	4.8 / 8.750	ND:
<b>Combined Total: 159.050</b>										
3	81	Jordan Kovach BCGA	Prelims	Final: 12.500	12.450	12.550	13.850	13.350	13.600	78.300
				D/E: 5.1 / 7.400	4.8 / 7.650	5.1 / 7.450	4.4 / 9.450	4.8 / 8.550	5.4 / 8.200	ND:
			Finals	Final: 13.350	12.550	13.750	13.950	13.100	13.850	80.550
				D/E: 5.0 / 8.350	4.8 / 7.750	4.9 / 8.850	4.4 / 9.550	4.8 / 8.300	5.1 / 8.750	ND:
<b>Combined Total: 158.850</b>										
4	68	Mitchell Brown DeVeau's	Prelims	Final: 12.850	13.250	12.300	14.450	13.200	13.200	79.250
				D/E: 4.6 / 8.250	5.0 / 8.250	4.5 / 7.800	5.2 / 9.250	4.6 / 8.600	4.6 / 8.600	ND:
			Finals	Final: 12.250	13.350	11.850	13.550	13.700	13.750	78.450
				D/E: 4.6 / 7.650	5.0 / 8.350	4.5 / 7.350	5.2 / 8.350	4.6 / 9.100	4.6 / 9.150	ND:
<b>Combined Total: 157.700</b>										
5	77	Andrew Brower US Gym	Prelims	Final: 12.500	13.100	12.900	13.500	13.550	12.950	78.500
				D/E: 4.9 / 7.700	5.0 / 8.100	5.1 / 7.800	4.4 / 9.100	5.2 / 8.350	4.8 / 8.150	ND:
			Finals	Final: 12.950	13.650	12.900	13.300	13.050	12.050	77.900
				D/E: 4.9 / 8.050	5.3 / 8.350	5.1 / 7.800	4.4 / 8.900	5.2 / 7.850	4.7 / 7.350	ND:
<b>Combined Total: 156.400</b>										
6	89	Jonathan Wang Levon's	Prelims	Final: 12.500	12.800	12.700	13.450	13.450	12.750	77.650
				D/E: 4.8 / 7.700	4.4 / 8.400	4.0 / 8.700	4.4 / 9.050	4.8 / 8.650	4.7 / 8.050	ND:
			Finals	Final: 12.800	12.900	12.250	13.600	13.750	12.950	78.250
				D/E: 4.8 / 8.000	4.4 / 8.500	4.0 / 8.250	4.4 / 9.200	4.8 / 8.950	4.6 / 8.350	ND:
<b>Combined Total: 155.900</b>										
7	54	Thomas Chin Gymnastics Olympica	Prelims	Final: 12.400	12.300	13.500	13.500	10.950	12.750	75.400
				D/E: 4.9 / 7.500	4.3 / 8.000	5.3 / 8.200	4.4 / 9.100	4.2 / 7.050	4.5 / 8.250	ND:
			Finals	Final: 13.400	12.000	13.550	13.550	13.150	12.250	77.900
				D/E: 5.3 / 8.100	4.3 / 7.700	5.3 / 8.250	4.4 / 9.150	4.9 / 8.250	4.5 / 7.750	ND:
<b>Combined Total: 153.300</b>										

# 2016 P&G Championships - JR Men Day 2

## Meet Results - 17-18







Jun 25, 2016

Page: 2

Printed: 6/25/2016 3:29:41 PM

Men / J7 / 17-18

Session: 3M

Rank	Num	Name/Gym								AA
8	62	Andrew Herrador WCOGA	Prelims	Final: 12.450	12.800	12.350	14.450	12.550	13.550	78.150
				D/E: 5.8 / 6.650	4.5 / 8.300	5.1 / 7.250	5.2 / 9.250	4.3 / 8.250	5.1 / 8.450	ND:
			Finals	Final: 12.100	12.650	12.400	13.900	12.650	11.050	74.750
				D/E: 5.5 / 6.600	4.2 / 8.450	4.8 / 7.600	5.2 / 8.700	4.3 / 8.350	4.6 / 6.450	ND:
				<u>Combined Total:</u>						<u>152.900</u>
9	56	Kyte Crigger Apollo	Prelims	Final: 13.700	7.850	13.050	13.850	12.350	12.200	73.000
				D/E: 5.6 / 8.200	3.3 / 8.550	4.4 / 8.650	4.8 / 9.050	4.2 / 8.150	3.7 / 8.500	ND:
			Finals	Final: 13.850	11.600	13.150	14.300	11.700	12.900	77.500
				D/E: 5.6 / 8.250	3.4 / 8.200	4.4 / 8.750	4.8 / 9.500	4.1 / 7.600	4.2 / 8.700	ND:
				<u>Combined Total:</u>						<u>150.500</u>
10	57	Connor Lewis Integrity	Prelims	Final: 11.450	10.750	12.100	14.400	12.900	12.500	74.100
				D/E: 5.1 / 6.450	4.4 / 6.350	4.7 / 7.400	5.2 / 9.200	4.8 / 8.100	4.5 / 8.000	ND:
			Finals	Final: 13.000	10.000	12.750	14.500	13.350	11.900	75.500
				D/E: 5.1 / 7.900	4.2 / 5.800	4.7 / 8.050	5.2 / 9.300	4.9 / 8.450	4.5 / 7.400	ND:
				<u>Combined Total:</u>						<u>149.600</u>
11	84	Trevor North HVGC	Prelims	Final: 11.800	11.750	11.850	13.100	10.300	11.950	70.750
				D/E: 5.2 / 7.100	5.1 / 6.650	4.9 / 6.950	4.4 / 8.700	3.8 / 6.500	4.1 / 7.850	ND:
			Finals	Final: 12.650	11.900	12.000	13.700	12.350	12.150	74.750
				D/E: 5.2 / 7.450	5.1 / 6.800	4.9 / 7.100	4.4 / 9.300	4.8 / 7.550	4.1 / 8.050	ND:
				<u>Combined Total:</u>						<u>145.500</u>

# 2016 P&G Championships - JR Men Day 2

## Event Results - 17-18

Jun 25, 2016

Page: 1  
Printed: 6/25/2016 3:29:48 PM

Men / J7 / 17-18

Session: 3M

#1 = 2016 P&G Championships - JR Men Day 2: 100%

#2 = 2016 P&G Championships - JR Men Day 1: 100%



Place	Num	Name	Gym		#2	#1	Score
1	90	Matthew Wenske	Cypress	Fin:	14.400	14.100	28.500
				D:	6.100	6.100	
				E:	8.300	8.000	
				ND:			
2	60	Bailey Perez	PremierDG	Fin:	14.100	14.150	28.250
				D:	5.800	5.800	
				E:	8.300	8.350	
				ND:			
3	56	Kyte Crigger	Apollo	Fin:	13.700	13.850	27.550
				D:	5.600	5.600	
				E:	8.200	8.250	
				ND:	-0.100		
4	81	Jordan Kovach	BCGA	Fin:	12.500	13.350	25.850
				D:	5.100	5.000	
				E:	7.400	8.350	
				ND:			
5	54	Thomas Chin	Gymnastics Olympica	Fin:	12.400	13.400	25.800
				D:	4.900	5.300	
				E:	7.500	8.100	
				ND:			
6	77	Andrew Brower	US Gym	Fin:	12.500	12.950	25.450
				D:	4.900	4.900	
				E:	7.700	8.050	
				ND:	-0.100		
7	89	Jonathan Wang	Levon's	Fin:	12.500	12.800	25.300
				D:	4.800	4.800	
				E:	7.700	8.000	
				ND:			
8	68	Mitchell Brown	DeVeau's	Fin:	12.850	12.250	25.100
				D:	4.600	4.600	
				E:	8.250	7.650	
				ND:			
9	62	Andrew Herrador	WCOGA	Fin:	12.450	12.100	24.550
				D:	5.800	5.500	
				E:	6.650	6.600	
				ND:			
10T	57	Connor Lewis	Integrity	Fin:	11.450	13.000	24.450
				D:	5.100	5.100	
				E:	6.450	7.900	
				ND:	-0.100		
10T	84	Trevor North	HVGC	Fin:	11.800	12.650	24.450
				D:	5.200	5.200	
				E:	7.100	7.450	
				ND:	-0.500		



# 2016 P&G Championships - JR Men Day 2

## Event Results - 17-18

Jun 25, 2016

Page: 1  
Printed: 6/25/2016 3:29:49 PM

Men / J7 / 17-18

Session: 3M

#1 = 2016 P&G Championships - JR Men Day 2: 100%

#2 = 2016 P&G Championships - JR Men Day 1: 100%



Place	Num	Name	Gym		#2	#1	Score
1	77	Andrew Brower	US Gym	Fin:	13.100	13.650	26.750
				D:	5.000	5.300	
				E:	8.100	8.350	
				ND:			
2	68	Mitchell Brown	DeVeau's	Fin:	13.250	13.350	26.600
				D:	5.000	5.000	
				E:	8.250	8.350	
				ND:			
3	90	Matthew Wenske	Cypress	Fin:	13.200	13.350	26.550
				D:	4.700	4.800	
				E:	8.500	8.550	
				ND:			
4	89	Jonathan Wang	Levon's	Fin:	12.800	12.900	25.700
				D:	4.400	4.400	
				E:	8.400	8.500	
				ND:			
5	62	Andrew Herrador	WCOGA	Fin:	12.800	12.650	25.450
				D:	4.500	4.200	
				E:	8.300	8.450	
				ND:			
6	81	Jordan Kovach	BCGA	Fin:	12.450	12.550	25.000
				D:	4.800	4.800	
				E:	7.650	7.750	
				ND:			
7	54	Thomas Chin	Gymnastics Olympica	Fin:	12.300	12.000	24.300
				D:	4.300	4.300	
				E:	8.000	7.700	
				ND:			
8	84	Trevor North	HVGC	Fin:	11.750	11.900	23.650
				D:	5.100	5.100	
				E:	6.650	6.800	
				ND:			
9	60	Bailey Perez	PremierDG	Fin:	11.600	11.550	23.150
				D:	4.500	4.500	
				E:	7.100	7.050	
				ND:			
10	57	Connor Lewis	Integrity	Fin:	10.750	10.000	20.750
				D:	4.400	4.200	
				E:	6.350	5.800	
				ND:			
11	56	Kyte Crigger	Apollo	Fin:	7.850	11.600	19.450
				D:	3.300	3.400	
				E:	8.550	8.200	
				ND:	-4.000		

# 2016 P&G Championships - JR Men Day 2

## Event Results - 17-18

Jun 25, 2016

Page: 1  
Printed: 6/25/2016 3:29:50 PM

Men / J7 / 17-18

Session: 3M

#1 = 2016 P&G Championships - JR Men Day 2: 100%

#2 = 2016 P&G Championships - JR Men Day 1: 100%



Place	Num	Name	Gym		#2	#1	Score
1	90	Matthew Wenske	Cypress	Fin:	13.850	13.600	27.450
				D:	5.000	5.000	
				E:	8.850	8.600	
				ND:			
2	54	Thomas Chin	Gymnastics Olympica	Fin:	13.500	13.550	27.050
				D:	5.300	5.300	
				E:	8.200	8.250	
				ND:			
3	81	Jordan Kovach	BCGA	Fin:	12.550	13.750	26.300
				D:	5.100	4.900	
				E:	7.450	8.850	
				ND:			
4	56	Kyte Crigger	Apollo	Fin:	13.050	13.150	26.200
				D:	4.400	4.400	
				E:	8.650	8.750	
				ND:			
5	77	Andrew Brower	US Gym	Fin:	12.900	12.900	25.800
				D:	5.100	5.100	
				E:	7.800	7.800	
				ND:			
6	60	Bailey Perez	PremierDG	Fin:	12.700	12.750	25.450
				D:	4.700	4.700	
				E:	8.000	8.050	
				ND:			
7	89	Jonathan Wang	Levon's	Fin:	12.700	12.250	24.950
				D:	4.000	4.000	
				E:	8.700	8.250	
				ND:			
8	57	Connor Lewis	Integrity	Fin:	12.100	12.750	24.850
				D:	4.700	4.700	
				E:	7.400	8.050	
				ND:			
9	62	Andrew Herrador	WCOGA	Fin:	12.350	12.400	24.750
				D:	5.100	4.800	
				E:	7.250	7.600	
				ND:			
10	68	Mitchell Brown	DeVeau's	Fin:	12.300	11.850	24.150
				D:	4.500	4.500	
				E:	7.800	7.350	
				ND:			
11	84	Trevor North	HVGC	Fin:	11.850	12.000	23.850
				D:	4.900	4.900	
				E:	6.950	7.100	
				ND:			

# 2016 P&G Championships - JR Men Day 2

## Event Results - 17-18

Jun 25, 2016

Page: 1  
Printed: 6/25/2016 3:29:51 PM

Men / J7 / 17-18

Session: 3M

#1 = 2016 P&G Championships - JR Men Day 2: 100%

#2 = 2016 P&G Championships - JR Men Day 1: 100%



Place	Num	Name	Gym		#2	#1	Score
1	90	Matthew Wenske	Cypress	Fin:	15.300	15.400	30.700
				D:	6.000/0.000	6.000/0.000	
				E:	9.400/0.000	9.400/0.000	
				ND:	-0.100/	/	
2	60	Bailey Perez	PremierDG	Fin:	14.500	14.750	29.250
				D:	5.200/0.000	5.200/0.000	
				E:	9.300/0.000	9.550/0.000	
				ND:	/	/	
3	57	Connor Lewis	Integrity	Fin:	14.400	14.500	28.900
				D:	5.200/0.000	5.200/0.000	
				E:	9.200/0.000	9.300/0.000	
				ND:	/	/	
4	62	Andrew Herrador	WCOGA	Fin:	14.450	13.900	28.350
				D:	5.200/0.000	5.200/0.000	
				E:	9.250/0.000	8.700/0.000	
				ND:	/	/	
5	56	Kyte Crigger	Apollo	Fin:	13.850	14.300	28.150
				D:	4.800/0.000	4.800/0.000	
				E:	9.050/0.000	9.500/0.000	
				ND:	/	/	
6	68	Mitchell Brown	DeVeau's	Fin:	14.450	13.550	28.000
				D:	5.200/0.000	5.200/0.000	
				E:	9.250/0.000	8.350/0.000	
				ND:	/	/	
7	81	Jordan Kovach	BCGA	Fin:	13.850	13.950	27.800
				D:	4.400/0.000	4.400/0.000	
				E:	9.450/0.000	9.550/0.000	
				ND:	/	/	
8T	54	Thomas Chin	Gymnastics Olympica	Fin:	13.500	13.550	27.050
				D:	4.400/0.000	4.400/0.000	
				E:	9.100/0.000	9.150/0.000	
				ND:	/	/	
8T	89	Jonathan Wang	Levon's	Fin:	13.450	13.600	27.050
				D:	4.400/0.000	4.400/0.000	
				E:	9.050/0.000	9.200/0.000	
				ND:	/	/	
10T	77	Andrew Brower	US Gym	Fin:	13.500	13.300	26.800
				D:	4.400/0.000	4.400/0.000	
				E:	9.100/0.000	8.900/0.000	
				ND:	/	/	
10T	84	Trevor North	HVGC	Fin:	13.100	13.700	26.800
				D:	4.400/0.000	4.400/0.000	
				E:	8.700/0.000	9.300/0.000	
				ND:	/	/	

# 2016 P&G Championships - JR Men Day 2

## Event Results - 17-18

Jun 25, 2016

Page: 1  
Printed: 6/25/2016 3:29:51 PM

Men / J7 / 17-18

Session: 3M

#1 = 2016 P&G Championships - JR Men Day 2: 100%

#2 = 2016 P&G Championships - JR Men Day 1: 100%



Place	Num	Name	Gym		#2	#1	Score
1	89	Jonathan Wang	Levon's	Fin:	13.450	13.750	27.200
				D:	4.800	4.800	
				E:	8.650	8.950	
				ND:			
2	68	Mitchell Brown	DeVeau's	Fin:	13.200	13.700	26.900
				D:	4.600	4.600	
				E:	8.600	9.100	
				ND:			
3	90	Matthew Wenske	Cypress	Fin:	14.550	12.100	26.650
				D:	5.700	5.000	
				E:	8.850	7.100	
				ND:			
4	77	Andrew Brower	US Gym	Fin:	13.550	13.050	26.600
				D:	5.200	5.200	
				E:	8.350	7.850	
				ND:			
5	81	Jordan Kovach	BCGA	Fin:	13.350	13.100	26.450
				D:	4.800	4.800	
				E:	8.550	8.300	
				ND:			
6	60	Bailey Perez	PremierDG	Fin:	13.100	13.250	26.350
				D:	4.400	4.400	
				E:	8.700	8.850	
				ND:			
7	57	Connor Lewis	Integrity	Fin:	12.900	13.350	26.250
				D:	4.800	4.900	
				E:	8.100	8.450	
				ND:			
8	62	Andrew Herrador	WCOGA	Fin:	12.550	12.650	25.200
				D:	4.300	4.300	
				E:	8.250	8.350	
				ND:			
9	54	Thomas Chin	Gymnastics Olympica	Fin:	10.950	13.150	24.100
				D:	4.200	4.900	
				E:	7.050	8.250	
				ND:	-0.300		
10	56	Kyte Crigger	Apollo	Fin:	12.350	11.700	24.050
				D:	4.200	4.100	
				E:	8.150	7.600	
				ND:			
11	84	Trevor North	HVGC	Fin:	10.300	12.350	22.650
				D:	3.800	4.800	
				E:	6.500	7.550	
				ND:			

# 2016 P&G Championships - JR Men Day 2

## Event Results - 17-18

Jun 25, 2016

Page: 1  
Printed: 6/25/2016 3:29:52 PM

Men / J7 / 17-18

Session: 3M

#1 = 2016 P&G Championships - JR Men Day 2: 100%

#2 = 2016 P&G Championships - JR Men Day 1: 100%



Place	Num	Name	Gym		#2	#1	Score
1	81	Jordan Kovach	BCGA	Fin:	13.600	13.850	27.450
				D:	5.400	5.100	
				E:	8.200	8.750	
				ND:			
2	68	Mitchell Brown	DeVeau's	Fin:	13.200	13.750	26.950
				D:	4.600	4.600	
				E:	8.600	9.150	
				ND:			
3	60	Bailey Perez	PremierDG	Fin:	13.050	13.550	26.600
				D:	4.800	4.800	
				E:	8.250	8.750	
				ND:			
4	89	Jonathan Wang	Levon's	Fin:	12.750	12.950	25.700
				D:	4.700	4.600	
				E:	8.050	8.350	
				ND:			
5	90	Matthew Wenske	Cypress	Fin:	13.150	12.300	25.450
				D:	5.100	4.800	
				E:	8.050	7.500	
				ND:			
6	56	Kyte Crigger	Apollo	Fin:	12.200	12.900	25.100
				D:	3.700	4.200	
				E:	8.500	8.700	
				ND:			
7T	54	Thomas Chin	Gymnastics Olympica	Fin:	12.750	12.250	25.000
				D:	4.500	4.500	
				E:	8.250	7.750	
				ND:			
7T	77	Andrew Brower	US Gym	Fin:	12.950	12.050	25.000
				D:	4.800	4.700	
				E:	8.150	7.350	
				ND:			
9	62	Andrew Herrador	WCOGA	Fin:	13.550	11.050	24.600
				D:	5.100	4.600	
				E:	8.450	6.450	
				ND:			
10	57	Connor Lewis	Integrity	Fin:	12.500	11.900	24.400
				D:	4.500	4.500	
				E:	8.000	7.400	
				ND:			
11	84	Trevor North	HVGC	Fin:	11.950	12.150	24.100
				D:	4.100	4.100	
				E:	7.850	8.050	
				ND:			

# 2016 P&G Championships - JR Men Day 2

## Meet Results - 15-16







Jun 25, 2016

Page: 1  
Printed: 6/25/2016 3:29:39 PM

Men / J5 / 15-16

Session: 3M

Judge's Signatures

Rank	Num	Name/Gym								AA
1	64	Shane Wiskus MHG	Prelims	Final: 14.500	13.800	13.250	14.750	14.650	13.900	84.850
				D/E: 6.0 / 8.600	5.3 / 8.500	5.0 / 8.250	5.2 / 9.550	5.8 / 8.850	5.5 / 8.400	
				ND: -0.1						
			Finals	Final: 14.350	13.800	13.900	14.900	14.700	13.950	85.600
				D/E: 6.0 / 8.350	5.3 / 8.500	5.0 / 8.900	5.2 / 9.700	5.8 / 8.900	5.4 / 8.550	
				ND:						
										<u>Combined Total: 170.450</u>
2	76	Bennet Huang WCOGA	Prelims	Final: 14.150	14.250	13.000	14.550	13.500	13.400	82.850
				D/E: 5.9 / 8.250	5.7 / 8.550	4.7 / 8.300	5.2 / 9.350	5.1 / 8.400	4.8 / 8.600	
				ND:						
			Finals	Final: 14.050	14.200	11.900	14.700	13.100	13.650	81.600
				D/E: 5.9 / 8.150	5.6 / 8.600	4.7 / 7.200	5.2 / 9.500	5.1 / 8.000	4.8 / 8.850	
				ND:						
										<u>Combined Total: 164.450</u>
3	52	Alexei Vernyi Cypress	Prelims	Final: 14.200	12.700	13.400	14.800	13.800	13.300	82.200
				D/E: 5.8 / 8.400	4.9 / 7.800	4.7 / 8.700	5.6 / 9.200	4.8 / 9.000	4.9 / 8.400	
				ND:						
			Finals	Final: 14.000	12.000	13.150	14.750	13.600	13.400	80.900
				D/E: 5.9 / 8.100	4.9 / 7.100	4.7 / 8.450	5.6 / 9.150	4.8 / 8.800	4.9 / 8.500	
				ND:						
										<u>Combined Total: 163.100</u>
4	55	Jacob Moore Twistars	Prelims	Final: 13.650	13.150	12.750	14.150	13.650	12.900	80.250
				D/E: 5.3 / 8.350	5.4 / 7.750	4.3 / 8.450	4.8 / 9.350	4.9 / 8.750	4.8 / 8.100	
				ND:						
			Finals	Final: 13.900	13.200	13.000	14.200	13.900	13.400	81.600
				D/E: 5.3 / 8.600	5.1 / 8.100	4.1 / 8.900	4.8 / 9.400	4.9 / 9.000	4.7 / 8.700	
				ND:						
										<u>Combined Total: 161.850</u>
5	78	Max Andryushchenko Lakeshore	Prelims	Final: 12.650	12.100	13.450	14.200	13.450	13.550	79.400
				D/E: 5.7 / 7.050	5.1 / 7.000	5.0 / 8.450	5.2 / 9.100	5.2 / 8.250	5.3 / 8.250	
				ND: -0.1			-0.1			
			Finals	Final: 13.800	12.900	13.650	14.400	13.600	13.650	82.000
				D/E: 5.5 / 8.300	5.1 / 7.800	5.3 / 8.350	5.2 / 9.300	5.2 / 8.400	5.2 / 8.450	
				ND:			-0.1			
										<u>Combined Total: 161.400</u>
6	73	Vitaliy Guimaraes 5280 Gymnastics	Prelims	Final: 13.200	13.100	13.650	14.700	12.400	13.200	80.250
				D/E: 5.1 / 8.100	4.7 / 8.400	5.2 / 8.450	5.2 / 9.500	4.2 / 8.200	5.2 / 8.000	
				ND:						
			Finals	Final: 13.550	13.000	12.950	14.900	13.250	13.350	81.000
				D/E: 5.3 / 8.250	4.7 / 8.300	5.2 / 7.750	5.2 / 9.700	4.2 / 9.050	5.2 / 8.150	
				ND:						
										<u>Combined Total: 161.250</u>
7	66	Davis Grooms Champions-Texas	Prelims	Final: 13.050	13.650	13.300	14.100	13.100	13.500	80.700
				D/E: 5.5 / 7.650	5.3 / 8.350	5.3 / 8.000	4.8 / 9.300	5.3 / 7.800	5.2 / 8.300	
				ND: -0.1						
			Finals	Final: 11.900	13.500	13.800	13.950	13.600	13.500	80.250
				D/E: 5.4 / 6.900	5.3 / 8.200	5.3 / 8.500	4.8 / 9.150	5.3 / 8.300	5.2 / 8.300	
				ND: -0.4						
										<u>Combined Total: 160.950</u>

# 2016 P&G Championships - JR Men Day 2

## Meet Results - 15-16







Jun 25, 2016

Page: 2

Printed: 6/25/2016 3:29:39 PM

Men / J5 / 15-16

Session: 3M

Rank	Num	Name/Gym								AA
8	59	Joshua Davis WOGA	Prelims	Final: 13.850	12.400	13.850	13.500	13.550	13.000	80.150
				D/E: 5.3 / 8.550	4.1 / 8.300	5.2 / 8.650	4.8 / 9.000	4.7 / 8.850	4.9 / 8.100	ND:
			Finals	Final: 13.950	12.500	13.900	13.800	13.050	13.050	80.250
				D/E: 5.3 / 8.650	4.1 / 8.400	5.2 / 8.700	4.8 / 9.100	4.7 / 8.350	4.9 / 8.150	ND:
<b>Combined Total: 160.400</b>										
9	71	Andrew Bitner Gymnastix	Prelims	Final: 12.300	13.300	13.350	13.000	14.650	12.550	79.150
				D/E: 5.4 / 6.900	5.4 / 7.900	5.1 / 8.250	5.2 / 8.100	5.5 / 9.150	4.9 / 7.650	ND:
			Finals	Final: 13.250	12.600	13.150	14.350	14.200	12.950	80.500
				D/E: 5.7 / 7.550	5.4 / 7.200	5.1 / 8.050	5.2 / 9.150	5.5 / 8.700	5.0 / 7.950	ND:
<b>Combined Total: 159.650</b>										
10	69	Griffin Kehler WOGA	Prelims	Final: 13.750	12.650	13.200	14.200	13.700	12.700	80.200
				D/E: 5.5 / 8.250	4.3 / 8.350	4.8 / 8.400	4.8 / 9.400	4.9 / 8.800	5.0 / 7.700	ND:
			Finals	Final: 13.200	12.400	13.150	14.300	13.250	13.000	79.300
				D/E: 5.2 / 8.100	4.2 / 8.200	4.8 / 8.350	4.8 / 9.500	4.9 / 8.350	5.0 / 8.000	ND:
<b>Combined Total: 159.500</b>										
11	93	Michael Fletcher NE Academy	Prelims	Final: 13.300	12.950	13.200	14.150	13.900	11.900	79.400
				D/E: 5.3 / 8.000	4.7 / 8.250	5.2 / 8.000	5.2 / 9.250	5.1 / 8.800	4.6 / 7.300	ND:
			Finals	Final: 13.700	12.650	13.300	13.500	13.000	13.400	79.550
				D/E: 5.3 / 8.400	4.4 / 8.250	5.2 / 8.100	5.2 / 8.400	5.2 / 7.800	4.8 / 8.600	ND:
<b>Combined Total: 158.950</b>										
12	85	Kevin Penev RGA	Prelims	Final: 13.550	12.650	13.150	14.500	12.350	12.800	79.000
				D/E: 5.8 / 7.850	5.0 / 7.650	4.8 / 8.350	5.2 / 9.300	5.0 / 7.350	4.9 / 7.900	ND:
			Finals	Final: 13.500	12.150	12.700	14.800	13.250	12.950	79.350
				D/E: 5.8 / 8.000	5.3 / 6.850	4.9 / 7.800	5.2 / 9.600	5.0 / 8.250	4.9 / 8.050	ND:
<b>Combined Total: 158.350</b>										
13	72	Brennan Pantazis Gymnastics Nevada	Prelims	Final: 12.750	12.800	10.550	14.500	12.600	12.800	76.000
				D/E: 6.1 / 6.650	5.1 / 7.700	5.1 / 5.450	5.2 / 9.300	5.1 / 7.500	4.9 / 7.900	ND:
			Finals	Final: 14.200	12.950	13.400	14.600	13.200	13.600	81.950
				D/E: 5.9 / 8.300	5.1 / 7.850	5.3 / 8.100	5.2 / 9.400	5.3 / 8.200	4.9 / 8.700	ND:
<b>Combined Total: 157.950</b>										
14	75	Blake Sun Alamo	Prelims	Final: 13.750	12.400	12.200	13.650	14.200	12.500	78.700
				D/E: 5.1 / 8.650	4.7 / 7.700	4.7 / 7.500	4.4 / 9.250	5.9 / 8.300	4.1 / 8.400	ND:
			Finals	Final: 13.750	13.350	12.000	13.800	14.950	11.100	78.950
				D/E: 5.0 / 8.750	4.7 / 8.650	4.7 / 7.300	4.4 / 9.400	5.9 / 9.050	3.6 / 7.500	ND:
<b>Combined Total: 157.650</b>										

# 2016 P&G Championships - JR Men Day 2

## Meet Results - 15-16







Jun 25, 2016

Page: 3

Printed: 6/25/2016 3:29:39 PM

Men / J5 / 15-16

Session: 3M

Rank	Num	Name/Gym								AA
15	83	Brody Malone CTG	Prelims	Final: 13.250	11.700	13.350	14.300	13.250	13.650	79.500
				D/E: 5.0 / 8.250	4.2 / 7.500	4.9 / 8.450	5.2 / 9.200	4.6 / 8.650	4.8 / 8.850	ND:
			Finals	Final: 11.550	12.150	13.100	14.350	13.250	13.700	78.100
				D/E: 5.0 / 6.550	3.8 / 8.350	5.0 / 8.100	5.2 / 9.250	4.6 / 8.950	4.8 / 8.900	ND:
<b>Combined Total: 157.600</b>										
16	92	Daniel Yoon SCATS	Prelims	Final: 12.900	12.900	13.100	12.950	13.600	12.800	78.250
				D/E: 5.0 / 8.000	4.7 / 8.200	4.8 / 8.300	3.6 / 9.350	5.0 / 8.600	4.5 / 8.300	ND:
			Finals	Final: 13.350	12.950	12.950	13.050	13.450	12.850	78.600
				D/E: 5.0 / 8.350	4.7 / 8.250	4.8 / 8.150	3.6 / 9.450	5.0 / 8.450	4.5 / 8.350	ND:
<b>Combined Total: 156.850</b>										
17T	63	Nicholas Merryman NE Academy	Prelims	Final: 11.700	12.500	12.850	12.750	14.300	13.550	77.650
				D/E: 4.7 / 7.000	4.5 / 8.000	4.9 / 7.950	3.6 / 9.150	5.1 / 9.200	4.9 / 8.650	ND:
			Finals	Final: 12.350	13.400	12.800	12.800	13.600	14.050	79.000
				D/E: 4.8 / 7.550	5.0 / 8.400	4.9 / 7.900	3.6 / 9.200	4.8 / 8.800	5.0 / 9.050	ND:
<b>Combined Total: 156.650</b>										
17T	82	Angel Leon Gym World Central	Prelims	Final: 13.450	10.950	13.000	13.750	13.350	13.950	78.450
				D/E: 5.2 / 8.250	3.7 / 7.250	4.4 / 8.600	4.4 / 9.350	5.3 / 8.050	5.2 / 8.750	ND:
			Finals	Final: 13.700	11.600	12.650	13.600	13.300	13.350	78.200
				D/E: 5.2 / 8.500	4.1 / 7.500	4.4 / 8.250	4.4 / 9.200	5.3 / 8.000	5.2 / 8.150	ND:
<b>Combined Total: 156.650</b>										
19	74	Ian Gunther Cypress	Prelims	Final: 12.450	13.050	13.500	13.100	13.150	13.100	78.350
				D/E: 4.4 / 8.050	4.6 / 8.450	4.8 / 8.700	4.4 / 8.700	4.8 / 8.350	4.9 / 8.200	ND:
			Finals	Final: 11.750	13.250	13.400	12.850	13.550	12.800	77.600
				D/E: 4.4 / 7.350	4.6 / 8.650	4.8 / 8.600	3.6 / 9.250	4.8 / 8.750	4.9 / 7.900	ND:
<b>Combined Total: 155.950</b>										
20	65	Alexander Frack Parkettes	Prelims	Final: 12.450	13.350	12.600	13.550	12.950	12.850	77.750
				D/E: 4.9 / 7.650	5.2 / 8.150	4.8 / 7.800	4.4 / 9.150	4.8 / 8.150	4.5 / 8.350	ND:
			Finals	Final: 11.550	13.750	12.500	13.550	13.750	12.900	78.000
				D/E: 4.4 / 7.150	5.2 / 8.550	4.8 / 7.700	4.4 / 9.250	4.8 / 8.950	4.5 / 8.400	ND:
<b>Combined Total: 155.750</b>										
21T	70	Addison Chung Levon's	Prelims	Final: 11.700	11.650	13.350	13.450	13.150	13.200	76.500
				D/E: 5.2 / 6.500	4.7 / 6.950	5.0 / 8.350	5.2 / 8.350	4.7 / 8.450	5.0 / 8.200	ND:
			Finals	Final: 12.750	12.650	12.550	14.000	13.300	13.400	78.650
				D/E: 5.0 / 7.750	4.6 / 8.050	4.8 / 7.750	4.4 / 9.600	4.7 / 8.600	4.7 / 8.700	ND:
<b>Combined Total: 155.150</b>										



# 2016 P&G Championships - JR Men Day 2

## Meet Results - 15-16







Jun 25, 2016

Page: 4

Printed: 6/25/2016 3:29:40 PM

Men / J5 / 15-16

Session: 3M

Rank	Num	Name/Gym								AA
21T	86	David Pochinka WOGA	Prelims	Final: 13.250	12.150	12.300	13.400	13.300	12.400	76.800
				D/E: 5.2 / 8.050	5.0 / 7.150	4.8 / 7.500	4.4 / 9.100	5.6 / 7.700	4.5 / 7.900	ND:
			Finals	Final: 13.300	13.150	13.550	13.250	13.000	12.100	78.350
				D/E: 5.2 / 8.100	5.2 / 7.950	5.1 / 8.450	4.4 / 9.150	5.3 / 7.700	4.7 / 7.400	ND:
<b>Combined Total: 155.150</b>										
23	95	Evan Hymanson Monmouth	Prelims	Final: 13.350	12.400	12.600	13.000	12.100	13.050	76.500
				D/E: 5.9 / 7.450	4.8 / 7.600	5.0 / 7.600	3.6 / 9.400	5.1 / 7.000	5.4 / 7.650	ND:
			Finals	Final: 13.200	12.550	12.500	13.600	13.100	13.550	78.500
				D/E: 5.9 / 7.300	4.8 / 7.750	5.0 / 7.500	4.4 / 9.200	5.4 / 7.700	5.3 / 8.250	ND:
<b>Combined Total: 155.000</b>										
24	88	Shane Sadighi Azarian	Prelims	Final: 13.350	12.600	13.200	14.150	12.600	12.800	78.700
				D/E: 5.3 / 8.050	4.9 / 7.700	4.8 / 8.400	5.2 / 9.050	5.0 / 7.600	4.8 / 8.000	ND:
			Finals	Final: 11.950	10.850	13.150	13.950	12.750	12.700	75.350
				D/E: 4.6 / 7.350	4.7 / 6.150	4.8 / 8.350	5.2 / 8.850	5.0 / 7.750	4.8 / 7.900	ND:
<b>Combined Total: 154.050</b>										
25	94	Thomas Lee Stanford Boys	Prelims	Final: 11.850	11.600	13.200	13.750	13.100	13.200	76.700
				D/E: 4.6 / 7.350	4.7 / 6.900	5.2 / 8.000	4.4 / 9.350	4.9 / 8.200	5.0 / 8.200	ND:
			Finals	Final: 11.350	12.800	13.300	13.850	13.600	12.150	77.050
				D/E: 4.6 / 6.950	4.8 / 8.000	5.2 / 8.100	4.4 / 9.450	4.9 / 8.700	4.9 / 7.250	ND:
<b>Combined Total: 153.750</b>										
26	79	Khalil Jackson Champions-Texas	Prelims	Final: 13.200	11.300	12.100	14.600	12.400	13.100	76.700
				D/E: 5.2 / 8.000	4.6 / 6.700	4.7 / 7.400	5.2 / 9.400	4.5 / 7.900	5.2 / 7.900	ND:
			Finals	Final: 11.100	12.100	12.900	13.850	12.900	14.000	76.850
				D/E: 5.1 / 6.000	4.2 / 7.900	4.7 / 8.200	5.2 / 8.650	4.5 / 8.400	5.3 / 8.700	ND:
<b>Combined Total: 153.550</b>										
27	53	Parker Clayton DeVeau's	Prelims	Final: 12.600	11.600	13.050	13.500	13.350	11.700	75.800
				D/E: 4.6 / 8.000	4.4 / 7.200	5.4 / 7.650	5.2 / 8.300	4.6 / 8.750	3.9 / 7.800	ND:
			Finals	Final: 12.650	12.300	12.900	14.350	13.350	11.600	77.150
				D/E: 4.6 / 8.050	4.3 / 8.000	5.1 / 7.800	5.2 / 9.150	4.6 / 8.750	3.9 / 7.700	ND:
<b>Combined Total: 152.950</b>										
28	80	Russell Johnson DeVeau's	Prelims	Final: 11.850	12.900	12.850	13.200	13.250	12.800	76.850
				D/E: 4.6 / 7.250	4.6 / 8.300	4.9 / 7.950	4.4 / 9.100	4.5 / 8.750	4.0 / 8.800	ND:
			Finals	Final: 12.300	10.500	12.900	13.800	13.350	12.700	75.550
				D/E: 4.6 / 7.700	4.6 / 5.900	4.8 / 8.100	4.4 / 9.500	4.5 / 8.850	3.9 / 8.800	ND:
<b>Combined Total: 152.400</b>										

# 2016 P&G Championships - JR Men Day 2







## Meet Results - 15-16

Jun 25, 2016

Page: 5  
Printed: 6/25/2016 3:29:40 PM

Men / J5 / 15-16

Session: 3M

Rank	Num	Name/Gym								AA	
29	91	Joshua Williams Cypress	Prelims	Final: 13.150	11.600	13.350	13.600	11.550	11.150	74.400	
				D/E: 5.3 / 7.850	4.0 / 7.600	5.0 / 8.350	4.4 / 9.200	4.6 / 6.950	3.4 / 7.750		
				ND:							
			Finals	Final: 13.550	11.300	13.600	13.700	12.650	11.400	76.200	
				D/E: 5.3 / 8.250	4.0 / 7.300	5.0 / 8.600	4.4 / 9.300	4.6 / 8.050	3.4 / 8.000		
				ND:							
				<u>Combined Total:</u>						<u>150.600</u>	

# 2016 P&G Championships - JR Men Day 2

## Event Results - 15-16

Jun 25, 2016

Page: 1  
Printed: 6/25/2016 3:29:42 PM

Men / J5 / 15-16

Session: 3M

#1 = 2016 P&G Championships - JR Men Day 2: 100%

#2 = 2016 P&G Championships - JR Men Day 1: 100%



Place	Num	Name	Gym		#2	#1	Score
1	64	Shane Wiskus	MHG	Fin:	14.500	14.350	28.850
				D:	6.000	6.000	
				E:	8.600	8.350	
				ND:	-0.100		
2T	52	Alexei Vernyi	Cypress	Fin:	14.200	14.000	28.200
				D:	5.800	5.900	
				E:	8.400	8.100	
				ND:			
2T	76	Bennet Huang	WCOGA	Fin:	14.150	14.050	28.200
				D:	5.900	5.900	
				E:	8.250	8.150	
				ND:			
4	59	Joshua Davis	WOGA	Fin:	13.850	13.950	27.800
				D:	5.300	5.300	
				E:	8.550	8.650	
				ND:			
5	55	Jacob Moore	Twistars	Fin:	13.650	13.900	27.550
				D:	5.300	5.300	
				E:	8.350	8.600	
				ND:			
6	75	Blake Sun	Alamo	Fin:	13.750	13.750	27.500
				D:	5.100	5.000	
				E:	8.650	8.750	
				ND:			
7	82	Angel Leon	Gym World Central	Fin:	13.450	13.700	27.150
				D:	5.200	5.200	
				E:	8.250	8.500	
				ND:			
8	85	Kevin Penev	RGA	Fin:	13.550	13.500	27.050
				D:	5.800	5.800	
				E:	7.850	8.000	
				ND:	-0.100	-0.300	
9	93	Michael Fletcher	NE Academy	Fin:	13.300	13.700	27.000
				D:	5.300	5.300	
				E:	8.000	8.400	
				ND:			
10T	69	Griffin Kehler	WOGA	Fin:	13.750	13.200	26.950
				D:	5.500	5.200	
				E:	8.250	8.100	
				ND:		-0.100	
10T	72	Brennan Pantazis	Gymnastics Nevada	Fin:	12.750	14.200	26.950
				D:	6.100	5.900	
				E:	6.650	8.300	
				ND:			
12	73	Vitaliy Guimaraes	5280 Gymnastics	Fin:	13.200	13.550	26.750
				D:	5.100	5.300	
				E:	8.100	8.250	
				ND:			

# 2016 P&G Championships - JR Men Day 2

## Event Results - 15-16

Jun 25, 2016

Page: 2

Printed: 6/25/2016 3:29:42 PM

Men / J5 / 15-16

Session: 3M

#1 = 2016 P&G Championships - JR Men Day 2: 100%

#2 = 2016 P&G Championships - JR Men Day 1: 100%



Place	Num	Name	Gym		#2	#1	Score
13	91	Joshua Williams	Cypress	Fin:	13.150	13.550	26.700
				D:	5.300	5.300	
				E:	7.850	8.250	
				ND:			
14T	86	David Pochinka	WOGA	Fin:	13.250	13.300	26.550
				D:	5.200	5.200	
				E:	8.050	8.100	
				ND:			
14T	95	Evan Hymanson	Monmouth	Fin:	13.350	13.200	26.550
				D:	5.900	5.900	
				E:	7.450	7.300	
				ND:			
16	78	Max Andryushchenko	Lakeshore	Fin:	12.650	13.800	26.450
				D:	5.700	5.500	
				E:	7.050	8.300	
				ND:	-0.100		
17	92	Daniel Yoon	SCATS	Fin:	12.900	13.350	26.250
				D:	5.000	5.000	
				E:	8.000	8.350	
				ND:	-0.100		
18	71	Andrew Bitner	Gymnastix	Fin:	12.300	13.250	25.550
				D:	5.400	5.700	
				E:	6.900	7.550	
				ND:			
19	88	Shane Sadighi	Azarian	Fin:	13.350	11.950	25.300
				D:	5.300	4.600	
				E:	8.050	7.350	
				ND:			
20	53	Parker Clayton	DeVeau's	Fin:	12.600	12.650	25.250
				D:	4.600	4.600	
				E:	8.000	8.050	
				ND:			
21	66	Davis Grooms	Champions-Texas	Fin:	13.050	11.900	24.950
				D:	5.500	5.400	
				E:	7.650	6.900	
				ND:	-0.100	-0.400	
22	83	Brody Malone	CTG	Fin:	13.250	11.550	24.800
				D:	5.000	5.000	
				E:	8.250	6.550	
				ND:			
23	70	Addison Chung	Levon's	Fin:	11.700	12.750	24.450
				D:	5.200	5.000	
				E:	6.500	7.750	
				ND:			
24	79	Khalil Jackson	Champions-Texas	Fin:	13.200	11.100	24.300
				D:	5.200	5.100	
				E:	8.000	6.000	
				ND:			

# 2016 P&G Championships - JR Men Day 2

## Event Results - 15-16

Jun 25, 2016

Page: 3

Printed: 6/25/2016 3:29:42 PM

Men / J5 / 15-16

Session: 3M

#1 = 2016 P&G Championships - JR Men Day 2: 100%

#2 = 2016 P&G Championships - JR Men Day 1: 100%



Place	Num	Name	Gym		#2	#1	Score
25	74	Ian Gunther	Cypress	Fin:	12.450	11.750	24.200
				D:	4.400	4.400	
				E:	8.050	7.350	
				ND:			
26	80	Russell Johnson	DeVeau's	Fin:	11.850	12.300	24.150
				D:	4.600	4.600	
				E:	7.250	7.700	
				ND:			
27	63	Nicholas Merryman	NE Academy	Fin:	11.700	12.350	24.050
				D:	4.700	4.800	
				E:	7.000	7.550	
				ND:			
28	65	Alexander Frack	Parkettes	Fin:	12.450	11.550	24.000
				D:	4.900	4.400	
				E:	7.650	7.150	
				ND:	-0.100		
29	94	Thomas Lee	Stanford Boys	Fin:	11.850	11.350	23.200
				D:	4.600	4.600	
				E:	7.350	6.950	
				ND:	-0.100	-0.200	

# 2016 P&G Championships - JR Men Day 2

## Event Results - 15-16

Jun 25, 2016

Page: 1  
Printed: 6/25/2016 3:29:43 PM

Men / J5 / 15-16

Session: 3M

#1 = 2016 P&G Championships - JR Men Day 2: 100%

#2 = 2016 P&G Championships - JR Men Day 1: 100%



Place	Num	Name	Gym		#2	#1	Score
1	76	Bennet Huang	WCOGA	Fin:	14.250	14.200	28.450
				D:	5.700	5.600	
				E:	8.550	8.600	
				ND:			
2	64	Shane Wiskus	MHG	Fin:	13.800	13.800	27.600
				D:	5.300	5.300	
				E:	8.500	8.500	
				ND:			
3	66	Davis Grooms	Champions-Texas	Fin:	13.650	13.500	27.150
				D:	5.300	5.300	
				E:	8.350	8.200	
				ND:			
4	65	Alexander Frack	Parkettes	Fin:	13.350	13.750	27.100
				D:	5.200	5.200	
				E:	8.150	8.550	
				ND:			
5	55	Jacob Moore	Twistars	Fin:	13.150	13.200	26.350
				D:	5.400	5.100	
				E:	7.750	8.100	
				ND:			
6	74	Ian Gunther	Cypress	Fin:	13.050	13.250	26.300
				D:	4.600	4.600	
				E:	8.450	8.650	
				ND:			
7	73	Vitaliy Guimaraes	5280 Gymnastics	Fin:	13.100	13.000	26.100
				D:	4.700	4.700	
				E:	8.400	8.300	
				ND:			
8T	71	Andrew Bitner	Gymnastix	Fin:	13.300	12.600	25.900
				D:	5.400	5.400	
				E:	7.900	7.200	
				ND:			
8T	63	Nicholas Merryman	NE Academy	Fin:	12.500	13.400	25.900
				D:	4.500	5.000	
				E:	8.000	8.400	
				ND:			
10	92	Daniel Yoon	SCATS	Fin:	12.900	12.950	25.850
				D:	4.700	4.700	
				E:	8.200	8.250	
				ND:			
11T	72	Brennan Pantazis	Gymnastics Nevada	Fin:	12.800	12.950	25.750
				D:	5.100	5.100	
				E:	7.700	7.850	
				ND:			
11T	75	Blake Sun	Alamo	Fin:	12.400	13.350	25.750
				D:	4.700	4.700	
				E:	7.700	8.650	
				ND:			

# 2016 P&G Championships - JR Men Day 2

## Event Results - 15-16

Jun 25, 2016

Page: 2

Printed: 6/25/2016 3:29:43 PM

Men / J5 / 15-16

Session: 3M

#1 = 2016 P&G Championships - JR Men Day 2: 100%

#2 = 2016 P&G Championships - JR Men Day 1: 100%



Place	Num	Name	Gym		#2	#1	Score
13	93	Michael Fletcher	NE Academy	Fin:	12.950	12.650	25.600
				D:	4.700	4.400	
				E:	8.250	8.250	
				ND:			
14	86	David Pochinka	WOGA	Fin:	12.150	13.150	25.300
				D:	5.000	5.200	
				E:	7.150	7.950	
				ND:			
15	69	Griffin Kehler	WOGA	Fin:	12.650	12.400	25.050
				D:	4.300	4.200	
				E:	8.350	8.200	
				ND:			
16	78	Max Andryushchenko	Lakeshore	Fin:	12.100	12.900	25.000
				D:	5.100	5.100	
				E:	7.000	7.800	
				ND:			
17	95	Evan Hymanson	Monmouth	Fin:	12.400	12.550	24.950
				D:	4.800	4.800	
				E:	7.600	7.750	
				ND:			
18	59	Joshua Davis	WOGA	Fin:	12.400	12.500	24.900
				D:	4.100	4.100	
				E:	8.300	8.400	
				ND:			
19	85	Kevin Penev	RGA	Fin:	12.650	12.150	24.800
				D:	5.000	5.300	
				E:	7.650	6.850	
				ND:			
20	52	Alexei Vernyi	Cypress	Fin:	12.700	12.000	24.700
				D:	4.900	4.900	
				E:	7.800	7.100	
				ND:			
21	94	Thomas Lee	Stanford Boys	Fin:	11.600	12.800	24.400
				D:	4.700	4.800	
				E:	6.900	8.000	
				ND:			
22	70	Addison Chung	Levon's	Fin:	11.650	12.650	24.300
				D:	4.700	4.600	
				E:	6.950	8.050	
				ND:			
23	53	Parker Clayton	DeVeau's	Fin:	11.600	12.300	23.900
				D:	4.400	4.300	
				E:	7.200	8.000	
				ND:			
24	83	Brody Malone	CTG	Fin:	11.700	12.150	23.850
				D:	4.200	3.800	
				E:	7.500	8.350	
				ND:			

# 2016 P&G Championships - JR Men Day 2

## Event Results - 15-16

Jun 25, 2016

Page: 3

Printed: 6/25/2016 3:29:43 PM

Men / J5 / 15-16

Session: 3M

#1 = 2016 P&G Championships - JR Men Day 2: 100%

#2 = 2016 P&G Championships - JR Men Day 1: 100%



Place	Num	Name	Gym		#2	#1	Score
25	88	Shane Sadighi	Azarian	Fin:	12.600	10.850	23.450
				D:	4.900	4.700	
				E:	7.700	6.150	
				ND:			
26T	79	Khalil Jackson	Champions-Texas	Fin:	11.300	12.100	23.400
				D:	4.600	4.200	
				E:	6.700	7.900	
				ND:			
26T	80	Russell Johnson	DeVeau's	Fin:	12.900	10.500	23.400
				D:	4.600	4.600	
				E:	8.300	5.900	
				ND:			
28	91	Joshua Williams	Cypress	Fin:	11.600	11.300	22.900
				D:	4.000	4.000	
				E:	7.600	7.300	
				ND:			
29	82	Angel Leon	Gym World Central	Fin:	10.950	11.600	22.550
				D:	3.700	4.100	
				E:	7.250	7.500	
				ND:			



# 2016 P&G Championships - JR Men Day 2

## Event Results - 15-16

Jun 25, 2016

Page: 1  
Printed: 6/25/2016 3:29:44 PM

Men / J5 / 15-16

Session: 3M

#1 = 2016 P&G Championships - JR Men Day 2: 100%

#2 = 2016 P&G Championships - JR Men Day 1: 100%



Place	Num	Name	Gym		#2	#1	Score
1	59	Joshua Davis	WOGA	Fin:	13.850	13.900	27.750
				D:	5.200	5.200	
				E:	8.650	8.700	
				ND:			
2	64	Shane Wiskus	MHG	Fin:	13.250	13.900	27.150
				D:	5.000	5.000	
				E:	8.250	8.900	
				ND:			
3T	66	Davis Grooms	Champions-Texas	Fin:	13.300	13.800	27.100
				D:	5.300	5.300	
				E:	8.000	8.500	
				ND:			
3T	78	Max Andryushchenko	Lakeshore	Fin:	13.450	13.650	27.100
				D:	5.000	5.300	
				E:	8.450	8.350	
				ND:			
5	91	Joshua Williams	Cypress	Fin:	13.350	13.600	26.950
				D:	5.000	5.000	
				E:	8.350	8.600	
				ND:			
6	74	Ian Gunther	Cypress	Fin:	13.500	13.400	26.900
				D:	4.800	4.800	
				E:	8.700	8.600	
				ND:			
7	73	Vitaliy Guimaraes	5280 Gymnastics	Fin:	13.650	12.950	26.600
				D:	5.200	5.200	
				E:	8.450	7.750	
				ND:			
8	52	Alexei Vernyi	Cypress	Fin:	13.400	13.150	26.550
				D:	4.700	4.700	
				E:	8.700	8.450	
				ND:			
9T	71	Andrew Bitner	Gymnastix	Fin:	13.350	13.150	26.500
				D:	5.100	5.100	
				E:	8.250	8.050	
				ND:			
9T	93	Michael Fletcher	NE Academy	Fin:	13.200	13.300	26.500
				D:	5.200	5.200	
				E:	8.000	8.100	
				ND:			
9T	94	Thomas Lee	Stanford Boys	Fin:	13.200	13.300	26.500
				D:	5.200	5.200	
				E:	8.000	8.100	
				ND:			
12	83	Brody Malone	CTG	Fin:	13.350	13.100	26.450
				D:	4.900	5.000	
				E:	8.450	8.100	
				ND:			

# 2016 P&G Championships - JR Men Day 2

## Event Results - 15-16

Jun 25, 2016

Page: 2  
Printed: 6/25/2016 3:29:44 PM

Men / J5 / 15-16

Session: 3M

#1 = 2016 P&G Championships - JR Men Day 2: 100%

#2 = 2016 P&G Championships - JR Men Day 1: 100%



Place	Num	Name	Gym		#2	#1	Score
13T	69	Griffin Kehler	WOGA	Fin:	13.200	13.150	26.350
				D:	4.800	4.800	
				E:	8.400	8.350	
				ND:			
13T	88	Shane Sadighi	Azarian	Fin:	13.200	13.150	26.350
				D:	4.800	4.800	
				E:	8.400	8.350	
				ND:			
15	92	Daniel Yoon	SCATS	Fin:	13.100	12.950	26.050
				D:	4.800	4.800	
				E:	8.300	8.150	
				ND:			
16	53	Parker Clayton	DeVeau's	Fin:	13.050	12.900	25.950
				D:	5.400	5.100	
				E:	7.650	7.800	
				ND:			
17	70	Addison Chung	Levon's	Fin:	13.350	12.550	25.900
				D:	5.000	4.800	
				E:	8.350	7.750	
				ND:			
18T	86	David Pochinka	WOGA	Fin:	12.300	13.550	25.850
				D:	4.800	5.100	
				E:	7.500	8.450	
				ND:			
18T	85	Kevin Penev	RGA	Fin:	13.150	12.700	25.850
				D:	4.800	4.900	
				E:	8.350	7.800	
				ND:			
20T	55	Jacob Moore	Twistars	Fin:	12.750	13.000	25.750
				D:	4.300	4.100	
				E:	8.450	8.900	
				ND:			
20T	80	Russell Johnson	DeVeau's	Fin:	12.850	12.900	25.750
				D:	4.900	4.800	
				E:	7.950	8.100	
				ND:			
22T	63	Nicholas Merryman	NE Academy	Fin:	12.850	12.800	25.650
				D:	4.900	4.900	
				E:	7.950	7.900	
				ND:			
22T	82	Angel Leon	Gym World Central	Fin:	13.000	12.650	25.650
				D:	4.400	4.400	
				E:	8.600	8.250	
				ND:			
24T	65	Alexander Frack	Parkettes	Fin:	12.600	12.500	25.100
				D:	4.800	4.800	
				E:	7.800	7.700	
				ND:			

# 2016 P&G Championships - JR Men Day 2

## Event Results - 15-16

Jun 25, 2016

Page: 3

Printed: 6/25/2016 3:29:44 PM

Men / J5 / 15-16

Session: 3M

#1 = 2016 P&G Championships - JR Men Day 2: 100%

#2 = 2016 P&G Championships - JR Men Day 1: 100%



Place	Num	Name	Gym		#2	#1	Score
24T	95	Evan Hymanson	Monmouth	Fin:	12.600	12.500	25.100
				D:	5.000	5.000	
				E:	7.600	7.500	
				ND:			
26	79	Khalil Jackson	Champions-Texas	Fin:	12.100	12.900	25.000
				D:	4.700	4.700	
				E:	7.400	8.200	
				ND:			
27	76	Bennet Huang	WCOGA	Fin:	13.000	11.900	24.900
				D:	4.700	4.700	
				E:	8.300	7.200	
				ND:			
28	75	Blake Sun	Alamo	Fin:	12.200	12.000	24.200
				D:	4.700	4.700	
				E:	7.500	7.300	
				ND:			
29	72	Brennan Pantazis	Gymnastics Nevada	Fin:	10.550	13.400	23.950
				D:	5.100	5.300	
				E:	5.450	8.100	
				ND:			

# 2016 P&G Championships - JR Men Day 2

## Event Results - 15-16

Jun 25, 2016

#1 = 2016 P&G Championships - JR Men Day 2: 100%

#2 = 2016 P&G Championships - JR Men Day 1: 100%



Place	Num	Name	Gym		#2	#1	Score
1	64	Shane Wiskus	MHG	Fin:	14.750	14.900	29.650
				D:	5.200/0.000	5.200/0.000	
				E:	9.550/0.000	9.700/0.000	
				ND:	/	/	
2	73	Vitaliy Guimaraes	5280 Gymnastics	Fin:	14.700	14.900	29.600
				D:	5.200/0.000	5.200/0.000	
				E:	9.500/0.000	9.700/0.000	
				ND:	/	/	
3	52	Alexei Vernyi	Cypress	Fin:	14.800	14.750	29.550
				D:	5.600/0.000	5.600/0.000	
				E:	9.200/0.000	9.150/0.000	
				ND:	/	/	
4	85	Kevin Penev	RGA	Fin:	14.500	14.800	29.300
				D:	5.200/0.000	5.200/0.000	
				E:	9.300/0.000	9.600/0.000	
				ND:	/	/	
5	76	Bennet Huang	WCOGA	Fin:	14.550	14.700	29.250
				D:	5.200/0.000	5.200/0.000	
				E:	9.350/0.000	9.500/0.000	
				ND:	/	/	
6	72	Brennan Pantazis	Gymnastics Nevada	Fin:	14.500	14.600	29.100
				D:	5.200/0.000	5.200/0.000	
				E:	9.300/0.000	9.400/0.000	
				ND:	/	/	
7	83	Brody Malone	CTG	Fin:	14.300	14.350	28.650
				D:	5.200/0.000	5.200/0.000	
				E:	9.200/0.000	9.250/0.000	
				ND:	-0.100/	-0.100/	
8	78	Max Andryushchenko	Lakeshore	Fin:	14.200	14.400	28.600
				D:	5.200/0.000	5.200/0.000	
				E:	9.100/0.000	9.300/0.000	
				ND:	-0.100/	-0.100/	
9	69	Griffin Kehler	WOGA	Fin:	14.200	14.300	28.500
				D:	4.800/0.000	4.800/0.000	
				E:	9.400/0.000	9.500/0.000	
				ND:	/	/	
10	79	Khalil Jackson	Champions-Texas	Fin:	14.600	13.850	28.450
				D:	5.200/0.000	5.200/0.000	
				E:	9.400/0.000	8.650/0.000	
				ND:	/	/	
11	55	Jacob Moore	Twistars	Fin:	14.150	14.200	28.350
				D:	4.800/0.000	4.800/0.000	
				E:	9.350/0.000	9.400/0.000	
				ND:	/	/	
12	88	Shane Sadighi	Azarian	Fin:	14.150	13.950	28.100
				D:	5.200/0.000	5.200/0.000	
				E:	9.050/0.000	8.850/0.000	
				ND:	-0.100/	-0.100/	

# 2016 P&G Championships - JR Men Day 2

## Event Results - 15-16

Jun 25, 2016

#1 = 2016 P&G Championships - JR Men Day 2: 100%

#2 = 2016 P&G Championships - JR Men Day 1: 100%



Place	Num	Name	Gym		#2	#1	Score
13	66	Davis Grooms	Champions-Texas	Fin:	14.100	13.950	28.050
				D:	4.800/0.000	4.800/0.000	
				E:	9.300/0.000	9.150/0.000	
				ND:	/	/	
14	53	Parker Clayton	DeVeau's	Fin:	13.500	14.350	27.850
				D:	5.200/0.000	5.200/0.000	
				E:	8.300/0.000	9.150/0.000	
				ND:	/	/	
15	93	Michael Fletcher	NE Academy	Fin:	14.150	13.500	27.650
				D:	5.200/0.000	5.200/0.000	
				E:	9.250/0.000	8.400/0.000	
				ND:	-0.300/	-0.100/	
16	94	Thomas Lee	Stanford Boys	Fin:	13.750	13.850	27.600
				D:	4.400/0.000	4.400/0.000	
				E:	9.350/0.000	9.450/0.000	
				ND:	/	/	
17T	70	Addison Chung	Levon's	Fin:	13.450	14.000	27.450
				D:	5.200/0.000	4.400/0.000	
				E:	8.350/0.000	9.600/0.000	
				ND:	-0.100/	/	
17T	75	Blake Sun	Alamo	Fin:	13.650	13.800	27.450
				D:	4.400/0.000	4.400/0.000	
				E:	9.250/0.000	9.400/0.000	
				ND:	/	/	
19T	71	Andrew Bitner	Gymnastix	Fin:	13.000	14.350	27.350
				D:	5.200/0.000	5.200/0.000	
				E:	8.100/0.000	9.150/0.000	
				ND:	-0.300/	/	
19T	82	Angel Leon	Gym World Central	Fin:	13.750	13.600	27.350
				D:	4.400/0.000	4.400/0.000	
				E:	9.350/0.000	9.200/0.000	
				ND:	/	/	
21T	59	Joshua Davis	WOGA	Fin:	13.500	13.800	27.300
				D:	4.800/0.000	4.800/0.000	
				E:	9.000/0.000	9.100/0.000	
				ND:	-0.300/	-0.100/	
21T	91	Joshua Williams	Cypress	Fin:	13.600	13.700	27.300
				D:	4.400/0.000	4.400/0.000	
				E:	9.200/0.000	9.300/0.000	
				ND:	/	/	
23	65	Alexander Frack	Parkettes	Fin:	13.550	13.550	27.100
				D:	4.400/0.000	4.400/0.000	
				E:	9.150/0.000	9.250/0.000	
				ND:	/	-0.100/	
24	80	Russell Johnson	DeVeau's	Fin:	13.200	13.800	27.000
				D:	4.400/0.000	4.400/0.000	
				E:	9.100/0.000	9.500/0.000	
				ND:	-0.300/	-0.100/	

# 2016 P&G Championships - JR Men Day 2

## Event Results - 15-16

Jun 25, 2016

Page: 3

Printed: 6/25/2016 3:29:45 PM

Men / J5 / 15-16

Session: 3M

#1 = 2016 P&G Championships - JR Men Day 2: 100%

#2 = 2016 P&G Championships - JR Men Day 1: 100%



Place	Num	Name	Gym		#2	#1	Score
25	86	David Pochinka	WOGA	Fin:	13.400	13.250	26.650
				D:	4.400/0.000	4.400/0.000	
				E:	9.100/0.000	9.150/0.000	
				ND:	-0.100/	-0.300/	
26	95	Evan Hymanson	Monmouth	Fin:	13.000	13.600	26.600
				D:	3.600/0.000	4.400/0.000	
				E:	9.400/0.000	9.200/0.000	
				ND:	/	/	
27	92	Daniel Yoon	SCATS	Fin:	12.950	13.050	26.000
				D:	3.600/0.000	3.600/0.000	
				E:	9.350/0.000	9.450/0.000	
				ND:	/	/	
28	74	Ian Gunther	Cypress	Fin:	13.100	12.850	25.950
				D:	4.400/0.000	3.600/0.000	
				E:	8.700/0.000	9.250/0.000	
				ND:	/	/	
29	63	Nicholas Merryman	NE Academy	Fin:	12.750	12.800	25.550
				D:	3.600/0.000	3.600/0.000	
				E:	9.150/0.000	9.200/0.000	
				ND:	/	/	

# 2016 P&G Championships - JR Men Day 2

## Event Results - 15-16

Jun 25, 2016

Page: 1

Printed: 6/25/2016 3:29:46 PM

Men / J5 / 15-16

Session: 3M

#1 = 2016 P&G Championships - JR Men Day 2: 100%

#2 = 2016 P&G Championships - JR Men Day 1: 100%



Place	Num	Name	Gym		#2	#1	Score
1	64	Shane Wiskus	MHG	Fin:	14.650	14.700	29.350
				D:	5.800	5.800	
				E:	8.850	8.900	
				ND:			
2	75	Blake Sun	Alamo	Fin:	14.200	14.950	29.150
				D:	5.900	5.900	
				E:	8.300	9.050	
				ND:			
3	71	Andrew Bitner	Gymnastix	Fin:	14.650	14.200	28.850
				D:	5.500	5.500	
				E:	9.150	8.700	
				ND:			
4	63	Nicholas Merryman	NE Academy	Fin:	14.300	13.600	27.900
				D:	5.100	4.800	
				E:	9.200	8.800	
				ND:			
5	55	Jacob Moore	Twistars	Fin:	13.650	13.900	27.550
				D:	4.900	4.900	
				E:	8.750	9.000	
				ND:			
6	52	Alexei Vernyi	Cypress	Fin:	13.800	13.600	27.400
				D:	4.800	4.800	
				E:	9.000	8.800	
				ND:			
7T	78	Max Andryushchenko	Lakeshore	Fin:	13.450	13.600	27.050
				D:	5.200	5.200	
				E:	8.250	8.400	
				ND:			
7T	92	Daniel Yoon	SCATS	Fin:	13.600	13.450	27.050
				D:	5.000	5.000	
				E:	8.600	8.450	
				ND:			
9	69	Griffin Kehler	WOGA	Fin:	13.700	13.250	26.950
				D:	4.900	4.900	
				E:	8.800	8.350	
				ND:			
10	93	Michael Fletcher	NE Academy	Fin:	13.900	13.000	26.900
				D:	5.100	5.200	
				E:	8.800	7.800	
				ND:			
11T	53	Parker Clayton	DeVeau's	Fin:	13.350	13.350	26.700
				D:	4.600	4.600	
				E:	8.750	8.750	
				ND:			
11T	66	Davis Grooms	Champions-Texas	Fin:	13.100	13.600	26.700
				D:	5.300	5.300	
				E:	7.800	8.300	
				ND:			

# 2016 P&G Championships - JR Men Day 2

## Event Results - 15-16

Jun 25, 2016

Page: 2

Printed: 6/25/2016 3:29:46 PM

Men / J5 / 15-16

Session: 3M

#1 = 2016 P&G Championships - JR Men Day 2: 100%

#2 = 2016 P&G Championships - JR Men Day 1: 100%



Place	Num	Name	Gym		#2	#1	Score
11T	94	Thomas Lee	Stanford Boys	Fin:	13.100	13.600	26.700
				D:	4.900	4.900	
				E:	8.200	8.700	
				ND:			
11T	65	Alexander Frack	Parkettes	Fin:	12.950	13.750	26.700
				D:	4.800	4.800	
				E:	8.150	8.950	
				ND:			
11T	74	Ian Gunther	Cypress	Fin:	13.150	13.550	26.700
				D:	4.800	4.800	
				E:	8.350	8.750	
				ND:			
16	82	Angel Leon	Gym World Central	Fin:	13.350	13.300	26.650
				D:	5.300	5.300	
				E:	8.050	8.000	
				ND:			
17T	59	Joshua Davis	WOGA	Fin:	13.550	13.050	26.600
				D:	4.700	4.700	
				E:	8.850	8.350	
				ND:			
17T	76	Bennet Huang	WCOGA	Fin:	13.500	13.100	26.600
				D:	5.100	5.100	
				E:	8.400	8.000	
				ND:			
17T	80	Russell Johnson	DeVeau's	Fin:	13.250	13.350	26.600
				D:	4.500	4.500	
				E:	8.750	8.850	
				ND:			
20	83	Brody Malone	CTG	Fin:	13.250	13.250	26.500
				D:	4.600	4.600	
				E:	8.650	8.950	
				ND:		-0.300	
21	70	Addison Chung	Levon's	Fin:	13.150	13.300	26.450
				D:	4.700	4.700	
				E:	8.450	8.600	
				ND:			
22	86	David Pochinka	WOGA	Fin:	13.300	13.000	26.300
				D:	5.600	5.300	
				E:	7.700	7.700	
				ND:			
23	72	Brennan Pantazis	Gymnastics Nevada	Fin:	12.600	13.200	25.800
				D:	5.100	5.300	
				E:	7.500	8.200	
				ND:		-0.300	
24	73	Vitaliy Guimaraes	5280 Gymnastics	Fin:	12.400	13.250	25.650
				D:	4.200	4.200	
				E:	8.200	9.050	
				ND:			



# 2016 P&G Championships - JR Men Day 2

## Event Results - 15-16

Jun 25, 2016

Page: 3

Printed: 6/25/2016 3:29:46 PM

Men / J5 / 15-16

Session: 3M

#1 = 2016 P&G Championships - JR Men Day 2: 100%

#2 = 2016 P&G Championships - JR Men Day 1: 100%



Place	Num	Name	Gym		#2	#1	Score
25	85	Kevin Penev	RGA	Fin:	12.350	13.250	25.600
				D:	5.000	5.000	
				E:	7.350	8.250	
				ND:			
26	88	Shane Sadighi	Azarian	Fin:	12.600	12.750	25.350
				D:	5.000	5.000	
				E:	7.600	7.750	
				ND:			
27	79	Khalil Jackson	Champions-Texas	Fin:	12.400	12.900	25.300
				D:	4.500	4.500	
				E:	7.900	8.400	
				ND:			
28	95	Evan Hymanson	Monmouth	Fin:	12.100	13.100	25.200
				D:	5.100	5.400	
				E:	7.000	7.700	
				ND:			
29	91	Joshua Williams	Cypress	Fin:	11.550	12.650	24.200
				D:	4.600	4.600	
				E:	6.950	8.050	
				ND:			

# 2016 P&G Championships - JR Men Day 2

## Event Results - 15-16

Jun 25, 2016

Page: 1  
Printed: 6/25/2016 3:29:47 PM

Men / J5 / 15-16

Session: 3M

#1 = 2016 P&G Championships - JR Men Day 2: 100%

#2 = 2016 P&G Championships - JR Men Day 1: 100%



Place	Num	Name	Gym		#2	#1	Score
1	64	Shane Wiskus	MHG	Fin:	13.900	13.950	27.850
				D:	5.500	5.400	
				E:	8.400	8.550	
				ND:			
2	63	Nicholas Merryman	NE Academy	Fin:	13.550	14.050	27.600
				D:	4.900	5.000	
				E:	8.650	9.050	
				ND:			
3	83	Brody Malone	CTG	Fin:	13.650	13.700	27.350
				D:	4.800	4.800	
				E:	8.850	8.900	
				ND:			
4	82	Angel Leon	Gym World Central	Fin:	13.950	13.350	27.300
				D:	5.200	5.200	
				E:	8.750	8.150	
				ND:			
5	78	Max Andryushchenko	Lakeshore	Fin:	13.550	13.650	27.200
				D:	5.300	5.200	
				E:	8.250	8.450	
				ND:			
6	79	Khalil Jackson	Champions-Texas	Fin:	13.100	14.000	27.100
				D:	5.200	5.300	
				E:	7.900	8.700	
				ND:			
7	76	Bennet Huang	WCOGA	Fin:	13.400	13.650	27.050
				D:	4.800	4.800	
				E:	8.600	8.850	
				ND:			
8	66	Davis Grooms	Champions-Texas	Fin:	13.500	13.500	27.000
				D:	5.200	5.200	
				E:	8.300	8.300	
				ND:			
9	52	Alexei Vernyi	Cypress	Fin:	13.300	13.400	26.700
				D:	4.900	4.900	
				E:	8.400	8.500	
				ND:			
10T	95	Evan Hymanson	Monmouth	Fin:	13.050	13.550	26.600
				D:	5.400	5.300	
				E:	7.650	8.250	
				ND:			
10T	70	Addison Chung	Levon's	Fin:	13.200	13.400	26.600
				D:	5.000	4.700	
				E:	8.200	8.700	
				ND:			
12	73	Vitaliy Guimaraes	5280 Gymnastics	Fin:	13.200	13.350	26.550
				D:	5.200	5.200	
				E:	8.000	8.150	
				ND:			

# 2016 P&G Championships - JR Men Day 2

## Event Results - 15-16

Jun 25, 2016

Page: 2

Printed: 6/25/2016 3:29:47 PM

Men / J5 / 15-16

Session: 3M

#1 = 2016 P&G Championships - JR Men Day 2: 100%

#2 = 2016 P&G Championships - JR Men Day 1: 100%



Place	Num	Name	Gym		#2	#1	Score
13	72	Brennan Pantazis	Gymnastics Nevada	Fin:	12.800	13.600	26.400
				D:	4.900	4.900	
				E:	7.900	8.700	
				ND:			
14	55	Jacob Moore	Twistars	Fin:	12.900	13.400	26.300
				D:	4.800	4.700	
				E:	8.100	8.700	
				ND:			
15	59	Joshua Davis	WOGA	Fin:	13.000	13.050	26.050
				D:	4.900	4.900	
				E:	8.100	8.150	
				ND:			
16	74	Ian Gunther	Cypress	Fin:	13.100	12.800	25.900
				D:	4.900	4.900	
				E:	8.200	7.900	
				ND:			
17T	65	Alexander Frack	Parkettes	Fin:	12.850	12.900	25.750
				D:	4.500	4.500	
				E:	8.350	8.400	
				ND:			
17T	85	Kevin Penev	RGA	Fin:	12.800	12.950	25.750
				D:	4.900	4.900	
				E:	7.900	8.050	
				ND:			
19	69	Griffin Kehler	WOGA	Fin:	12.700	13.000	25.700
				D:	5.000	5.000	
				E:	7.700	8.000	
				ND:			
20	92	Daniel Yoon	SCATS	Fin:	12.800	12.850	25.650
				D:	4.500	4.500	
				E:	8.300	8.350	
				ND:			
21T	71	Andrew Bitner	Gymnastix	Fin:	12.550	12.950	25.500
				D:	4.900	5.000	
				E:	7.650	7.950	
				ND:			
21T	80	Russell Johnson	DeVeau's	Fin:	12.800	12.700	25.500
				D:	4.000	3.900	
				E:	8.800	8.800	
				ND:			
21T	88	Shane Sadighi	Azarian	Fin:	12.800	12.700	25.500
				D:	4.800	4.800	
				E:	8.000	7.900	
				ND:			
24	94	Thomas Lee	Stanford Boys	Fin:	13.200	12.150	25.350
				D:	5.000	4.900	
				E:	8.200	7.250	
				ND:			

# 2016 P&G Championships - JR Men Day 2

## Event Results - 15-16

Jun 25, 2016

Page: 3

Printed: 6/25/2016 3:29:47 PM

Men / J5 / 15-16

Session: 3M

#1 = 2016 P&G Championships - JR Men Day 2: 100%

#2 = 2016 P&G Championships - JR Men Day 1: 100%



Place	Num	Name	Gym		#2	#1	Score
25	93	Michael Fletcher	NE Academy	Fin:	11.900	13.400	25.300
				D:	4.600	4.800	
				E:	7.300	8.600	
				ND:			
26	86	David Pochinka	WOGA	Fin:	12.400	12.100	24.500
				D:	4.500	4.700	
				E:	7.900	7.400	
				ND:			
27	75	Blake Sun	Alamo	Fin:	12.500	11.100	23.600
				D:	4.100	3.600	
				E:	8.400	7.500	
				ND:			
28	53	Parker Clayton	DeVeau's	Fin:	11.700	11.600	23.300
				D:	3.900	3.900	
				E:	7.800	7.700	
				ND:			
29	91	Joshua Williams	Cypress	Fin:	11.150	11.400	22.550
				D:	3.400	3.400	
				E:	7.750	8.000	
				ND:			