

# 2016 P&G Championships - SR Men Day 2

## Meet Results - Multi







Jun 5, 2016

Page: 1  
Printed: 6/5/2016 4:07:13 PM

Men / SR / All

Session: 2M

Judge's Signatures

| Rank                           | Num | Name/Gym                               |         |  |  |  |  |  |  | AA       |
|--------------------------------|-----|--|---------|---|---|---|---|---|---|----------|
| 1                              | 22  | Sam Mikulak<br>Tm Hilton/USOTC         | Prelims | Final: 13.500   | 15.050  | 15.200  | 14.950  | 15.450  | 15.700  | 89.850   |
|                                |     |  |         | D/E: 6.7 / 6.900  | 6.2 / 8.850   | 6.1 / 9.100   | 5.6 / 9.350   | 6.7 / 8.750   | 6.8 / 8.900   | ND: -0.1 |
|                                |     |  | Finals  | Final: 15.400   | 15.500  | 15.250  | 15.250  | 15.550  | 14.700  | 91.650   |
|                                |     |  |         | D/E: 6.8 / 8.600  | 6.2 / 9.300   | 6.1 / 9.150   | 5.6 / 9.650   | 6.7 / 8.850   | 6.8 / 7.900   | ND:      |
| <b>Combined Total: 181.500</b> |     |  |         |   |   |   |   |   |   |          |
| 2                              | 16  | Chris Brooks<br>Tm Hilton/USOTC        | Prelims | Final: 14.650   | 14.000  | 15.050  | 15.050  | 15.350  | 15.400  | 89.500   |
|                                |     |  |         | D/E: 6.0 / 8.650  | 5.8 / 8.200   | 6.0 / 9.050   | 5.6 / 9.450   | 6.5 / 8.850   | 6.7 / 8.700   | ND:      |
|                                |     |  | Finals  | Final: 14.400   | 14.200  | 15.050  | 15.000  | 15.800  | 15.900  | 90.350   |
|                                |     |  |         | D/E: 6.0 / 8.400  | 5.8 / 8.400   | 6.0 / 9.050   | 5.6 / 9.400   | 6.5 / 9.300   | 6.7 / 9.200   | ND:      |
| <b>Combined Total: 179.850</b> |     |  |         |   |   |   |   |   |   |          |
| 3                              | 24  | Jacob Dalton<br>Tm Hilton/Oklahoma     | Prelims | Final: 15.400   | 13.600  | 15.500  | 15.350  | 14.900  | 14.650  | 89.400   |
|                                |     |  |         | D/E: 6.7 / 8.700  | 5.0 / 8.600   | 6.4 / 9.100   | 6.0 / 9.350   | 6.5 / 8.400   | 6.3 / 8.350   | ND:      |
|                                |     |  | Finals  | Final: 15.600   | 13.450  | 15.350  | 15.500  | 14.750  | 14.950  | 89.600   |
|                                |     |  |         | D/E: 6.7 / 8.900  | 5.0 / 8.450   | 6.4 / 8.950   | 6.0 / 9.500   | 6.5 / 8.250   | 6.3 / 8.650   | ND:      |
| <b>Combined Total: 179.000</b> |     |  |         |   |   |   |   |   |   |          |
| 4                              | 27  | Akash Modi<br>Stanford                 | Prelims | Final: 14.900   | 14.800  | 14.650  | 14.850  | 15.100  | 14.850  | 89.150   |
|                                |     |  |         | D/E: 6.5 / 8.400  | 6.4 / 8.400   | 5.5 / 9.150   | 5.6 / 9.250   | 6.6 / 8.500   | 6.2 / 8.650   | ND:      |
|                                |     |  | Finals  | Final: 14.950   | 15.350  | 14.450  | 14.950  | 15.400  | 14.500  | 89.600   |
|                                |     |  |         | D/E: 6.4 / 8.550  | 6.4 / 8.950   | 5.5 / 8.950   | 5.6 / 9.350   | 6.6 / 8.800   | 6.3 / 8.200   | ND:      |
| <b>Combined Total: 178.750</b> |     |  |         |   |   |   |   |   |   |          |
| 5T                             | 4   | Yul Moldauer<br>Oklahoma               | Prelims | Final: 15.100   | 14.650  | 15.150  | 15.100  | 15.050  | 14.200  | 89.250   |
|                                |     |  |         | D/E: 6.3 / 8.900  | 5.6 / 9.050   | 6.1 / 9.050   | 5.6 / 9.500   | 6.3 / 8.750   | 5.7 / 8.500   | ND: -0.1 |
|                                |     |  | Finals  | Final: 14.950   | 14.650  | 15.000  | 14.800  | 14.250  | 14.650  | 88.300   |
|                                |     |  |         | D/E: 6.3 / 8.650  | 5.6 / 9.050   | 6.1 / 8.900   | 5.6 / 9.200   | 6.3 / 7.950   | 5.7 / 8.950   | ND:      |
| <b>Combined Total: 177.550</b> |     |  |         |   |   |   |   |   |   |          |
| 5T                             | 29  | Donnell Whittenburg<br>Tm Hilton/USOTC | Prelims | Final: 15.050   | 13.800  | 15.950  | 15.200  | 14.850  | 15.050  | 89.900   |
|                                |     |  |         | D/E: 6.8 / 8.250  | 5.8 / 8.000   | 6.7 / 9.250   | 6.0 / 9.200   | 6.9 / 8.250   | 6.5 / 8.550   | ND: -0.3 |
|                                |     |  | Finals  | Final: 14.250   | 13.050  | 15.700  | 15.250  | 15.400  | 14.000  | 87.650   |
|                                |     |  |         | D/E: 6.6 / 7.650  | 6.0 / 7.050   | 6.7 / 9.000   | 6.0 / 9.250   | 6.9 / 8.500   | 6.5 / 7.500   | ND:      |
| <b>Combined Total: 177.550</b> |     |  |         |   |   |   |   |   |   |          |
| 5T                             | 49  | Sean Melton<br>Ohio State              | Prelims | Final: 14.650   | 14.100  | 15.150  | 14.850  | 15.550  | 14.600  | 88.900   |
|                                |     |  |         | D/E: 6.2 / 8.450  | 5.6 / 8.500   | 6.3 / 8.850   | 5.6 / 9.250   | 6.5 / 9.050   | 5.7 / 8.900   | ND:      |
|                                |     |  | Finals  | Final: 14.800   | 14.400  | 14.900  | 15.200  | 14.500  | 14.850  | 88.650   |
|                                |     |  |         | D/E: 6.2 / 8.600  | 5.8 / 8.600   | 6.3 / 8.600   | 5.6 / 9.600   | 6.3 / 8.200   | 5.7 / 9.150   | ND:      |
| <b>Combined Total: 177.550</b> |     |  |         |   |   |   |   |   |   |          |

# 2016 P&G Championships - SR Men Day 2

## Meet Results - Multi







Jun 5, 2016

Page: 2

Printed: 6/5/2016 4:07:13 PM

Men / SR / All

Session: 2M

| Rank                   | Num | Name/Gym                            |         |  |  |  |  |  |  | AA             |
|------------------------|-----|-------------------------------------|---------|---|---|---|---|---|---|----------------|
| 8T                     | 15  | Paul Ruggeri III<br>Tm Hilton/USOTC | Prelims | Final: 15.350   | 13.100  | 14.200  | 15.000  | 14.400  | 15.600  | 87.650         |
|                        |     |                                     |         | D/E: 6.7 / 8.650  | 5.0 / 8.100   | 5.6 / 8.600   | 5.8 / 9.200   | 6.3 / 8.100   | 6.8 / 8.800   | ND:            |
|                        |     |                                     | Finals  | Final: 15.350   | 13.600  | 14.350  | 15.500  | 14.750  | 16.000  | 89.550         |
|                        |     |                                     |         | D/E: 6.7 / 8.650  | 5.0 / 8.600   | 5.6 / 8.750   | 5.8 / 9.700   | 6.3 / 8.450   | 6.8 / 9.200   | ND:            |
| <u>Combined Total:</u> |     |                                     |         |   |   |   |   |   |   | <u>177.200</u> |
| 8T                     | 28  | Marvin Kimble<br>Tm Hilton/USOTC    | Prelims | Final: 14.400   | 14.550  | 14.800  | 14.500  | 14.800  | 14.750  | 87.800         |
|                        |     |                                     |         | D/E: 5.7 / 8.700  | 6.7 / 7.850   | 6.2 / 8.600   | 6.0 / 8.800   | 6.0 / 8.800   | 6.5 / 8.250   | ND:            |
|                        |     |                                     | Finals  | Final: 14.550   | 15.600  | 14.950  | 14.300  | 15.100  | 14.900  | 89.400         |
|                        |     |                                     |         | D/E: 5.7 / 8.850  | 6.7 / 8.900   | 6.3 / 8.650   | 6.0 / 8.600   | 6.0 / 9.100   | 6.8 / 8.100   | ND:            |
| <u>Combined Total:</u> |     |                                     |         |   |   |   |   |   |   | <u>177.200</u> |
| 10                     | 23  | John Orozco<br>Tm Hilton/USOTC      | Prelims | Final: 14.200   | 13.900  | 14.800  | 14.300  | 15.100  | 15.100  | 87.400         |
|                        |     |                                     |         | D/E: 5.5 / 8.700  | 6.4 / 7.500   | 6.3 / 8.500   | 4.8 / 9.500   | 6.5 / 8.600   | 6.8 / 8.300   | ND:            |
|                        |     |                                     | Finals  | Final: 14.650   | 15.000  | 14.750  | 14.250  | 15.000  | 15.550  | 89.200         |
|                        |     |                                     |         | D/E: 5.5 / 9.150  | 6.4 / 8.600   | 6.3 / 8.450   | 4.8 / 9.450   | 6.5 / 8.500   | 6.8 / 8.750   | ND:            |
| <u>Combined Total:</u> |     |                                     |         |   |   |   |   |   |   | <u>176.600</u> |
| 11                     | 19  | CJ Maestas<br>U.S.O.T.C.            | Prelims | Final: 14.400   | 13.750  | 15.700  | 14.100  | 14.700  | 14.850  | 87.500         |
|                        |     |                                     |         | D/E: 5.9 / 8.500  | 6.1 / 7.650   | 6.7 / 9.000   | 4.8 / 9.300   | 6.4 / 8.300   | 6.7 / 8.150   | ND:            |
|                        |     |                                     | Finals  | Final: 14.350   | 14.550  | 15.600  | 14.100  | 14.750  | 15.250  | 88.600         |
|                        |     |                                     |         | D/E: 5.9 / 8.450  | 6.1 / 8.450   | 6.7 / 8.900   | 4.8 / 9.300   | 6.4 / 8.350   | 6.7 / 8.550   | ND:            |
| <u>Combined Total:</u> |     |                                     |         |   |   |   |   |   |   | <u>176.100</u> |
| 12                     | 17  | Alex Naddour<br>Tm Hilton/USAYouth  | Prelims | Final: 14.950   | 14.100  | 15.300  | 15.100  | 13.100  | 14.100  | 86.650         |
|                        |     |                                     |         | D/E: 6.4 / 8.550  | 6.8 / 7.300   | 6.4 / 8.900   | 6.0 / 9.200   | 5.9 / 7.200   | 5.6 / 8.500   | ND:            |
|                        |     |                                     | Finals  | Final: 15.150   | 15.750  | 15.450  | 14.300  | 14.550  | 14.200  | 89.400         |
|                        |     |                                     |         | D/E: 6.4 / 8.750  | 6.8 / 8.950   | 6.4 / 9.050   | 6.0 / 8.300   | 6.3 / 8.250   | 5.6 / 8.600   | ND:            |
| <u>Combined Total:</u> |     |                                     |         |   |   |   |   |   |   | <u>176.050</u> |
| 13                     | 36  | Kanji Oyama<br>Oklahoma             | Prelims | Final: 14.000   | 13.750  | 14.650  | 14.750  | 14.800  | 14.200  | 86.150         |
|                        |     |                                     |         | D/E: 6.2 / 8.100  | 5.9 / 7.850   | 6.0 / 8.650   | 5.6 / 9.250   | 5.8 / 9.000   | 5.6 / 8.600   | ND:            |
|                        |     |                                     | Finals  | Final: 14.450   | 14.600  | 14.450  | 14.950  | 14.800  | 14.600  | 87.850         |
|                        |     |                                     |         | D/E: 5.9 / 8.550  | 5.9 / 8.700   | 6.0 / 8.450   | 5.6 / 9.350   | 5.8 / 9.000   | 5.6 / 9.000   | ND:            |
| <u>Combined Total:</u> |     |                                     |         |   |   |   |   |   |   | <u>174.000</u> |
| 14                     | 3   | Donothan Bailey<br>Tm Hilton/USOTC  | Prelims | Final: 13.450   | 15.300  | 14.600  | 14.100  | 13.750  | 14.450  | 85.650         |
|                        |     |                                     |         | D/E: 5.8 / 7.750  | 6.5 / 8.800   | 6.0 / 8.600   | 5.6 / 8.800   | 6.1 / 7.650   | 6.2 / 8.250   | ND:            |
|                        |     |                                     | Finals  | Final: 14.800   | 15.350  | 14.350  | 14.700  | 14.300  | 14.750  | 88.250         |
|                        |     |                                     |         | D/E: 6.5 / 8.300  | 6.5 / 8.850   | 6.0 / 8.350   | 5.6 / 9.200   | 6.0 / 8.300   | 6.3 / 8.450   | ND:            |
| <u>Combined Total:</u> |     |                                     |         |   |   |   |   |   |   | <u>173.900</u> |

# 2016 P&G Championships - SR Men Day 2

## Meet Results - Multi







Jun 5, 2016

Page: 3

Printed: 6/5/2016 4:07:13 PM

Men / SR / All

Session: 2M

| Rank | Num | Name/Gym                              |         |  |  |  |  |  |  | AA             |
|------|-----|---------------------------------------|---------|---|---|---|---|---|---|----------------|
| 15   | 13  | Eddie Penev<br>Tm Hilton/USOTC        | Prelims | Final: 15.200   | 14.000  | 14.050  | 14.000  | 14.250  | 14.450  | 85.950         |
|      |     |                                       |         | D/E: 6.7 / 8.500  | 5.7 / 8.300   | 5.2 / 8.850   | 5.8 / 8.200   | 5.9 / 8.350   | 6.2 / 8.250   |                |
|      |     |                                       | ND:     |   |   |   |   |   |   |                |
|      |     |                                       | Finals  | Final: 15.400   | 14.250  | 13.800  | 15.600  | 14.400  | 14.350  | 87.800         |
|      |     |                                       |         | D/E: 6.7 / 8.700  | 5.7 / 8.550   | 5.2 / 8.600   | 5.8 / 9.800   | 5.9 / 8.500   | 6.0 / 8.350   |                |
|      |     |                                       |         | ND:   |   |   |   |   |   |                |
|      |     |                                       |         | <u>Combined Total:</u>  |   |   |   |   |   | <u>173.750</u> |
| 16   | 41  | Danell Leyva<br>Tm Hilton/Universal   | Prelims | Final: 14.800   | 14.550  | 13.250  | 14.550  | 15.150  | 14.600  | 86.900         |
|      |     |                                       |         | D/E: 6.4 / 8.400  | 6.0 / 8.550   | 5.8 / 7.450   | 5.2 / 9.350   | 6.9 / 8.250   | 7.3 / 7.300   |                |
|      |     |                                       |         | ND:   |   |   |   |   |   |                |
|      |     |                                       | Finals  | Final: 14.200   | 13.200  | 13.750  | 14.650  | 15.300  | 15.300  | 86.400         |
|      |     |                                       |         | D/E: 6.4 / 8.100  | 6.0 / 7.200   | 5.6 / 8.150   | 5.2 / 9.450   | 6.9 / 8.400   | 7.3 / 8.000   |                |
|      |     |                                       |         | ND:   | -0.3  |   |   |   |   |                |
|      |     |                                       |         | <u>Combined Total:</u>  |   |   |   |   |   | <u>173.300</u> |
| 17   | 33  | Colin VanWicklen<br>Oklahoma          | Prelims | Final: 14.600   | 13.400  | 14.400  | 15.100  | 14.450  | 14.200  | 86.150         |
|      |     |                                       |         | D/E: 6.1 / 8.500  | 5.0 / 8.400   | 5.5 / 8.900   | 6.0 / 9.200   | 5.7 / 8.750   | 5.6 / 8.600   |                |
|      |     |                                       |         | ND:   |   |   | -0.1  |   |   |                |
|      |     |                                       | Finals  | Final: 15.000   | 13.550  | 14.150  | 15.200  | 14.500  | 14.700  | 87.100         |
|      |     |                                       |         | D/E: 6.4 / 8.600  | 5.0 / 8.550   | 5.5 / 8.650   | 6.0 / 9.200   | 5.7 / 8.800   | 5.6 / 9.100   |                |
|      |     |                                       |         | ND:   |   |   |   |   |   |                |
|      |     |                                       |         | <u>Combined Total:</u>  |   |   |   |   |   | <u>173.250</u> |
| 18   | 50  | Steven Legendre<br>Tm Hilton/Oklahoma | Prelims | Final: 14.350   | 13.650  | 15.000  | 15.150  | 14.150  | 13.500  | 85.800         |
|      |     |                                       |         | D/E: 6.8 / 7.550  | 5.0 / 8.650   | 6.1 / 8.900   | 5.6 / 9.550   | 6.4 / 7.750   | 5.5 / 8.000   |                |
|      |     |                                       |         | ND:   |   |   |   |   |   |                |
|      |     |                                       | Finals  | Final: 15.250   | 13.500  | 14.850  | 15.150  | 14.750  | 13.900  | 87.400         |
|      |     |                                       |         | D/E: 6.8 / 8.450  | 5.6 / 7.900   | 6.1 / 8.750   | 5.6 / 9.550   | 6.4 / 8.350   | 5.5 / 8.400   |                |
|      |     |                                       |         | ND:   |   |   |   |   |   |                |
|      |     |                                       |         | <u>Combined Total:</u>  |   |   |   |   |   | <u>173.200</u> |
| 19   | 5   | Brandon Wynn<br>Tm Hilton/OSU         | Prelims | Final: 14.550   | 12.700  | 15.500  | 14.150  | 13.850  | 13.950  | 84.700         |
|      |     |                                       |         | D/E: 6.1 / 8.450  | 5.2 / 7.500   | 6.8 / 8.700   | 5.6 / 8.650   | 6.6 / 7.250   | 5.9 / 8.050   |                |
|      |     |                                       |         | ND:   |   |   | -0.1  |   |   |                |
|      |     |                                       | Finals  | Final: 13.750   | 13.600  | 15.200  | 14.900  | 15.050  | 14.650  | 87.150         |
|      |     |                                       |         | D/E: 6.1 / 7.650  | 5.2 / 8.400   | 6.8 / 8.400   | 5.6 / 9.300   | 6.6 / 8.450   | 6.0 / 8.650   |                |
|      |     |                                       |         | ND:   |   |   |   |   |   |                |
|      |     |                                       |         | <u>Combined Total:</u>  |   |   |   |   |   | <u>171.850</u> |
| 20   | 31  | Kyle Zemeir<br>UC Berkeley            | Prelims | Final: 14.600   | 13.150  | 14.550  | 14.750  | 14.700  | 13.200  | 84.950         |
|      |     |                                       |         | D/E: 6.3 / 8.300  | 5.7 / 7.450   | 5.7 / 8.850   | 5.6 / 9.150   | 5.7 / 9.000   | 5.3 / 7.900   |                |
|      |     |                                       |         | ND:   |   |   |   |   |   |                |
|      |     |                                       | Finals  | Final: 14.750   | 13.250  | 14.350  | 15.050  | 14.400  | 13.800  | 85.600         |
|      |     |                                       |         | D/E: 6.3 / 8.450  | 5.7 / 7.550   | 5.7 / 8.650   | 5.6 / 9.450   | 5.7 / 8.700   | 5.3 / 8.500   |                |
|      |     |                                       |         | ND:   |   |   |   |   |   |                |
|      |     |                                       |         | <u>Combined Total:</u>  |   |   |   |   |   | <u>170.550</u> |
| 21   | 34  | Matthew Wenske<br>Cypress Academy     | Prelims | Final: 14.500   | 12.800  | 14.200  | 15.400  | 14.450  | 13.350  | 84.700         |
|      |     |                                       |         | D/E: 6.1 / 8.400  | 4.6 / 8.200   | 5.0 / 9.200   | 6.0 / 9.400   | 5.7 / 8.750   | 5.1 / 8.250   |                |
|      |     |                                       |         | ND:   |   |   |   |   |   |                |
|      |     |                                       | Finals  | Final: 14.700   | 13.600  | 13.850  | 15.450  | 14.550  | 13.600  | 85.750         |
|      |     |                                       |         | D/E: 6.1 / 8.600  | 4.7 / 8.900   | 5.0 / 8.850   | 6.0 / 9.450   | 5.7 / 8.850   | 5.1 / 8.500   |                |
|      |     |                                       |         | ND:   |   |   |   |   |   |                |
|      |     |                                       |         | <u>Combined Total:</u>  |   |   |   |   |   | <u>170.450</u> |

# 2016 P&G Championships - SR Men Day 2

## Meet Results - Multi







Jun 5, 2016

Page: 4

Printed: 6/5/2016 4:07:13 PM

Men / SR / All







Session: 2M

| Rank                           | Num | Name/Gym                      |         |  |  |  |  |  |  | AA       |
|--------------------------------|-----|-------------------------------|---------|---|---|---|---|---|---|----------|
| 22                             | 14  | Trevor Howard<br>Penn State   | Prelims | Final: 14.250   | 12.900  | 14.700  | 14.800  | 14.250  | 13.800  | 84.700   |
|                                |     |                               |         | D/E: 6.3 / 7.950  | 4.4 / 8.500   | 6.4 / 8.300   | 5.6 / 9.200   | 5.6 / 8.650   | 5.4 / 8.400   | ND:      |
|                                |     |                               | Finals  | Final: 14.950   | 13.150  | 14.350  | 14.850  | 14.250  | 13.450  | 85.000   |
|                                |     |                               |         | D/E: 6.3 / 8.650  | 4.4 / 8.750   | 6.4 / 7.950   | 5.6 / 9.250   | 5.6 / 8.650   | 5.4 / 8.050   | ND:      |
| <b>Combined Total: 169.700</b> |     |                               |         |   |   |   |   |   |   |          |
| 23                             | 45  | Kevin Wolting<br>UC Berkeley  | Prelims | Final: 14.450   | 14.550  | 13.650  | 15.100  | 12.750  | 14.300  | 84.800   |
|                                |     |                               |         | D/E: 6.0 / 8.450  | 5.6 / 8.950   | 5.4 / 8.250   | 5.6 / 9.500   | 5.3 / 7.450   | 5.8 / 8.500   | ND:      |
|                                |     |                               | Finals  | Final: 14.500   | 14.800  | 13.500  | 13.700  | 13.950  | 14.200  | 84.650   |
|                                |     |                               |         | D/E: 6.0 / 8.500  | 5.6 / 9.200   | 5.6 / 7.900   | 5.6 / 8.400   | 4.9 / 9.050   | 5.8 / 8.400   | ND: -0.3 |
| <b>Combined Total: 169.450</b> |     |                               |         |   |   |   |   |   |   |          |
| 24                             | 2   | Joshua Dixon<br>U.S.O.T.C.    | Prelims | Final: 15.000   | 13.200  | 14.200  | 15.300  | 13.900  | 14.100  | 85.700   |
|                                |     |                               |         | D/E: 6.6 / 8.400  | 5.8 / 7.400   | 5.4 / 8.800   | 5.8 / 9.500   | 5.5 / 8.400   | 6.5 / 7.600   | ND:      |
|                                |     |                               | Finals  | Final: 12.950   | 12.900  | 14.150  | 15.150  | 13.650  | 14.650  | 83.450   |
|                                |     |                               |         | D/E: 6.2 / 6.750  | 5.8 / 7.100   | 5.4 / 8.750   | 5.8 / 9.450   | 5.5 / 8.150   | 6.1 / 8.550   | ND: -0.1 |
| <b>Combined Total: 169.150</b> |     |                               |         |   |   |   |   |   |   |          |
| 25                             | 46  | Timothy Wang<br>Air Force     | Prelims | Final: 14.050   | 14.850  | 14.050  | 14.800  | 13.100  | 13.500  | 84.350   |
|                                |     |                               |         | D/E: 5.9 / 8.150  | 5.9 / 8.950   | 6.0 / 8.050   | 5.6 / 9.200   | 5.8 / 7.300   | 5.8 / 7.700   | ND:      |
|                                |     |                               | Finals  | Final: 14.350   | 13.600  | 12.950  | 15.100  | 13.650  | 13.900  | 83.550   |
|                                |     |                               |         | D/E: 5.9 / 8.450  | 5.9 / 7.700   | 5.8 / 7.150   | 5.6 / 9.500   | 5.5 / 8.150   | 5.8 / 8.100   | ND:      |
| <b>Combined Total: 167.900</b> |     |                               |         |   |   |   |   |   |   |          |
| 26                             | 38  | Tristan Duran<br>Minnesota    | Prelims | Final: 14.300   | 14.500  | 13.800  | 14.400  | 14.150  | 13.500  | 84.650   |
|                                |     |                               |         | D/E: 5.9 / 8.400  | 5.7 / 8.800   | 5.7 / 8.100   | 5.2 / 9.200   | 5.9 / 8.250   | 5.5 / 8.000   | ND:      |
|                                |     |                               | Finals  | Final: 13.600   | 14.100  | 13.600  | 14.350  | 14.050  | 13.300  | 83.000   |
|                                |     |                               |         | D/E: 5.8 / 7.800  | 5.7 / 8.400   | 5.7 / 7.900   | 5.2 / 9.250   | 5.9 / 8.150   | 5.5 / 7.800   | ND: -0.1 |
| <b>Combined Total: 167.650</b> |     |                               |         |   |   |   |   |   |   |          |
| 27                             | 18  | Robert Neff<br>Stanford       | Prelims | Final: 14.300   | 12.600  | 13.450  | 14.350  | 13.450  | 14.400  | 82.550   |
|                                |     |                               |         | D/E: 5.9 / 8.400  | 4.9 / 7.700   | 5.1 / 8.350   | 5.2 / 9.250   | 5.5 / 7.950   | 5.8 / 8.600   | ND: -0.1 |
|                                |     |                               | Finals  | Final: 14.500   | 13.950  | 13.500  | 14.500  | 14.300  | 14.200  | 84.950   |
|                                |     |                               |         | D/E: 5.9 / 8.600  | 4.9 / 9.050   | 5.1 / 8.400   | 5.2 / 9.300   | 5.5 / 8.800   | 5.8 / 8.400   | ND:      |
| <b>Combined Total: 167.500</b> |     |                               |         |   |   |   |   |   |   |          |
| 28                             | 10  | Dmitri Belanovski<br>Michigan | Prelims | Final: 14.300   | 13.600  | 14.000  | 14.150  | 14.100  | 13.100  | 83.250   |
|                                |     |                               |         | D/E: 5.7 / 8.700  | 5.7 / 7.900   | 5.3 / 8.700   | 5.2 / 9.050   | 5.8 / 8.600   | 5.5 / 7.600   | ND: -0.1 |
|                                |     |                               | Finals  | Final: 14.250   | 14.100  | 13.900  | 14.300  | 13.750  | 13.500  | 83.800   |
|                                |     |                               |         | D/E: 5.7 / 8.550  | 5.7 / 8.400   | 5.3 / 8.600   | 5.2 / 9.100   | 5.8 / 7.950   | 5.7 / 7.800   | ND: -0.3 |
| <b>Combined Total: 167.050</b> |     |                               |         |   |   |   |   |   |   |          |

# 2016 P&G Championships - SR Men Day 2

## Meet Results - Multi

Jun 5, 2016

| Rank                           | Num | Name/Gym                       |         |  |  |  |  |  |  | AA     |
|--------------------------------|-----|--------------------------------|---------|---|---|---|---|---|---|--------|
| 29                             | 6   | Levi Anderson<br>Oklahoma      | Prelims | Final: 14.350   | 13.350  | 14.100  | 14.350  | 13.650  | 14.450  | 84.250 |
|                                |     |                                |         | D/E: 6.0 / 8.350  | 5.4 / 7.950   | 5.6 / 8.500   | 5.2 / 9.150   | 5.4 / 8.250   | 5.9 / 8.550   | ND:    |
|                                |     |                                | Finals  | Final: 14.400   | 12.750  | 12.700  | 14.600  | 13.350  | 14.600  | 82.400 |
|                                |     |                                |         | D/E: 6.0 / 8.400  | 5.2 / 7.550   | 5.6 / 7.100   | 5.2 / 9.400   | 5.4 / 7.950   | 5.9 / 8.700   | ND:    |
| <b>Combined Total: 166.650</b> |     |                                |         |   |   |   |   |   |   |        |
| 30                             | 39  | Kiwon Watts<br>Above the Bar   | Prelims | Final: 14.750   | 10.400  | 14.000  | 14.700  | 14.150  | 13.600  | 81.600 |
|                                |     |                                |         | D/E: 5.9 / 8.850  | 3.9 / 6.500   | 5.6 / 8.400   | 5.2 / 9.500   | 5.7 / 8.450   | 5.1 / 8.500   | ND:    |
|                                |     |                                | Finals  | Final: 14.500   | 13.850  | 13.900  | 14.700  | 14.100  | 13.750  | 84.800 |
|                                |     |                                |         | D/E: 5.9 / 8.600  | 4.9 / 8.950   | 5.6 / 8.300   | 5.2 / 9.500   | 5.7 / 8.400   | 5.1 / 8.650   | ND:    |
| <b>Combined Total: 166.400</b> |     |                                |         |   |   |   |   |   |   |        |
| 31                             | 7   | Matthew Felleman<br>Penn State | Prelims | Final: 14.100   | 13.850  | 14.100  | 14.250  | 12.500  | 13.750  | 82.550 |
|                                |     |                                |         | D/E: 6.0 / 8.100  | 5.5 / 8.350   | 5.5 / 8.600   | 5.2 / 9.150   | 5.7 / 6.800   | 5.6 / 8.150   | -0.1   |
|                                |     |                                | Finals  | Final: 12.800   | 14.100  | 13.150  | 14.500  | 14.200  | 14.650  | 83.400 |
|                                |     |                                |         | D/E: 6.0 / 6.800  | 5.5 / 8.600   | 5.1 / 8.050   | 5.2 / 9.300   | 5.7 / 8.500   | 6.2 / 8.450   | ND:    |
| <b>Combined Total: 165.950</b> |     |                                |         |   |   |   |   |   |   |        |
| 32                             | 9   | Grant Breckenridge<br>Stanford | Prelims | Final: 14.050   | 11.950  | 13.750  | 14.500  | 14.550  | 14.450  | 83.250 |
|                                |     |                                |         | D/E: 5.3 / 8.750  | 4.3 / 7.650   | 4.7 / 9.050   | 5.2 / 9.300   | 5.5 / 9.050   | 5.9 / 8.550   | ND:    |
|                                |     |                                | Finals  | Final: 14.050   | 12.500  | 13.450  | 14.850  | 13.050  | 14.200  | 82.100 |
|                                |     |                                |         | D/E: 5.3 / 8.750  | 4.6 / 7.900   | 4.7 / 8.750   | 5.2 / 9.650   | 5.5 / 7.550   | 5.9 / 8.300   | ND:    |
| <b>Combined Total: 165.350</b> |     |                                |         |   |   |   |   |   |   |        |
| 33                             | 42  | Alex Diab<br>Illinois          | Prelims | Final: 14.600   | 12.700  | 14.550  | 13.450  | 13.600  | 12.950  | 81.850 |
|                                |     |                                |         | D/E: 6.1 / 8.500  | 4.6 / 8.100   | 6.3 / 8.250   | 5.6 / 8.150   | 5.2 / 8.400   | 5.5 / 7.450   | -0.3   |
|                                |     |                                | Finals  | Final: 14.350   | 11.750  | 14.600  | 13.650  | 13.650  | 13.550  | 81.550 |
|                                |     |                                |         | D/E: 6.1 / 8.250  | 4.6 / 7.150   | 6.3 / 8.300   | 5.6 / 8.050   | 5.2 / 8.450   | 5.5 / 8.050   | ND:    |
| <b>Combined Total: 163.400</b> |     |                                |         |   |   |   |   |   |   |        |
| 34                             | 11  | Drew Moling<br>Ohio State      | Prelims | Final: 13.750   | 12.850  | 14.650  | 13.600  | 12.050  | 13.700  | 80.600 |
|                                |     |                                |         | D/E: 5.3 / 8.450  | 5.4 / 7.450   | 6.3 / 8.350   | 5.6 / 8.000   | 5.4 / 6.950   | 5.7 / 8.000   | -0.3   |
|                                |     |                                | Finals  | Final: 13.800   | 11.950  | 14.700  | 13.500  | 13.450  | 13.950  | 81.350 |
|                                |     |                                |         | D/E: 5.3 / 8.500  | 5.4 / 6.550   | 6.3 / 8.400   | 5.6 / 7.900   | 6.0 / 7.450   | 5.7 / 8.250   | ND:    |
| <b>Combined Total: 161.950</b> |     |                                |         |   |   |   |   |   |   |        |
| 35                             | 1   | Eyre Cole<br>Michigan          | Prelims | Final: 14.750   | 10.400  | 13.850  | 15.000  | 12.900  | 13.850  | 80.750 |
|                                |     |                                |         | D/E: 6.1 / 8.650  | 4.6 / 5.800   | 4.9 / 8.950   | 5.6 / 9.400   | 5.3 / 7.600   | 5.4 / 8.450   | ND:    |
|                                |     |                                | Finals  | Final: 13.600   | 11.100  | 13.650  | 15.100  | 13.450  | 12.600  | 79.500 |
|                                |     |                                |         | D/E: 6.0 / 7.600  | 4.8 / 6.300   | 4.9 / 8.750   | 5.6 / 9.500   | 5.3 / 8.150   | 5.4 / 7.200   | ND:    |
| <b>Combined Total: 160.250</b> |     |                                |         |   |   |   |   |   |   |        |

# 2016 P&G Championships - SR Men Day 2

## Meet Results - Multi







Jun 5, 2016

Page: 6

Printed: 6/5/2016 4:07:13 PM

Men / SR / All

Session: 2M

| Rank                   | Num | Name/Gym                          |  |  |  |  |  |  | AA             |        |
|------------------------|-----|-----------------------------------|---|---|---|---|---|---|----------------|--------|
| 36                     | 43  | Adrian De Los Angeles<br>Michigan | Prelims   | Final: 14.050   | 14.600  | —   | 14.700  | 12.850  | 13.050         | 69.250 |
|                        |     |                                   |   | D/E: 6.4 / 7.950  | 5.9 / 8.700   |   | 5.6 / 9.200   | 5.7 / 7.450   | 5.5 / 7.550    |        |
|                        |     |                                   |   | ND: -0.3  |   |   | -0.1  | -0.3  |                |        |
|                        |     |                                   | Finals  | Final: 13.300   | 14.350  | —   | 14.700  | 14.650  | 13.200         | 70.200 |
|                        |     |                                   |   | D/E: 6.4 / 7.300  | 5.9 / 8.450   |   | 5.6 / 9.200   | 5.7 / 8.950   | 5.5 / 7.700    |        |
|                        |     |                                   |   | ND: -0.4  |   |   | -0.1  |   |                |        |
| <b>Combined Total:</b> |     |                                   |   |   |   |   |   |   | <b>139.450</b> |        |
| 37                     | 44  | Anthony McCallum II<br>Michigan   | Prelims   | Final: 13.950   | 11.800  | 13.150  | 15.400  | 13.700  | 0.000          | 68.000 |
|                        |     |                                   |   | D/E: 5.9 / 8.050  | 5.2 / 6.600   | 4.8 / 8.350   | 6.0 / 9.400   | 6.1 / 7.600   | 0.0 / 0.000    |        |
|                        |     |                                   |   | ND:   |   |   |   |   |                |        |
|                        |     |                                   | Finals  | Final: 13.300   | 10.650  | 0.000   | 14.200  | 13.750  | —              | 51.900 |
|                        |     |                                   |   | D/E: 5.9 / 7.400  | 4.3 / 6.350   | 0.0 / 0.000   | 6.0 / 8.300   | 6.1 / 7.650   |                |        |
|                        |     |                                   |   | ND:   |   |   | -0.1  |   |                |        |
| <b>Combined Total:</b> |     |                                   |   |   |   |   |   |   | <b>119.900</b> |        |
| 38                     | 25  | Leroy Clarke<br>Penn State        | Prelims   | Final: —  | 13.000  | 14.200  | —   | 13.600  | 14.050         | 54.850 |
|                        |     |                                   |   | D/E: —  | 5.8 / 7.200   | 5.9 / 8.300   |   | 5.9 / 7.700   | 5.6 / 8.450    |        |
|                        |     |                                   |   | ND:   |   |   |   |   |                |        |
|                        |     |                                   | Finals  | Final: —  | 14.600  | 14.300  | —   | 14.550  | 12.300         | 55.750 |
|                        |     |                                   |   | D/E: —  | 5.8 / 8.800   | 6.0 / 8.300   |   | 5.9 / 8.650   | 5.6 / 6.700    |        |
|                        |     |                                   |   | ND:   |   |   |   |   |                |        |
| <b>Combined Total:</b> |     |                                   |   |   |   |   |   |   | <b>110.600</b> |        |
| 39                     | 21  | Tristan Duverglas<br>Penn State   | Prelims   | Final: 12.450   | —   | 13.950  | 14.800  | 11.100  | —              | 52.300 |
|                        |     |                                   |   | D/E: 5.4 / 7.350  |   | 6.4 / 7.550   | 6.0 / 9.100   | 5.5 / 5.600   |                |        |
|                        |     |                                   |   | ND: -0.3  |   |   | -0.3  |   |                |        |
|                        |     |                                   | Finals  | Final: 13.100   | —   | 14.000  | 15.200  | 12.650  | —              | 54.950 |
|                        |     |                                   |   | D/E: 5.4 / 7.800  |   | 6.4 / 7.600   | 6.0 / 9.200   | 5.9 / 6.750   |                |        |
|                        |     |                                   |   | ND: -0.1  |   |   |   |   |                |        |
| <b>Combined Total:</b> |     |                                   |   |   |   |   |   |   | <b>107.250</b> |        |
| 40                     | 47  | Ellis Mannon<br>Minnesota         | Prelims   | Final: —  | 15.200  | —   | 14.600  | 13.900  | —              | 43.700 |
|                        |     |                                   |   | D/E: —  | 6.5 / 8.700   |   | 5.2 / 9.500   | 5.8 / 8.100   |                |        |
|                        |     |                                   |   | ND:   |   |   | -0.1  |   |                |        |
|                        |     |                                   | Finals  | Final: —  | 15.150  | —   | 14.600  | 14.800  | —              | 44.550 |
|                        |     |                                   |   | D/E: —  | 6.5 / 8.650   |   | 5.2 / 9.500   | 5.9 / 8.900   |                |        |
|                        |     |                                   |   | ND:   |   |   | -0.1  |   |                |        |
| <b>Combined Total:</b> |     |                                   |   |   |   |   |   |   | <b>88.250</b>  |        |