

2015 Winter Cup Prelims







Meet Results

Feb 19, 2015

Men / SR

Session: 1







Judge's Signatures

| Rank | Num | Name | Gym |  |  |  |  |  |  | AA |
|------|-----|--------------------|-------------------|---|---|---|---|---|---|--------------|
| 1 | 75 | Akash Modi | Stanford | Diff: 6.400 Exec: 8.700 ND: Final: 15.100 Place: 1 | 5.200 6.350 | 5.800 8.150 | 5.600 9.300 | 6.400 7.900 | 5.800 8.650 | 84.250 1 |
| 2 | 64 | CJ Maestas | Univ Illinois | Diff: 5.900 Exec: 8.500 ND: Final: 14.400 Place: 4* | 5.600 8.350 | 6.600 7.850 | 5.200 9.200 | 4.900 7.150 | 6.400 8.400 | 84.050 2 |
| 3 | 41 | Danell Leyva | Tm Hilton Hhonors | Diff: 6.400 Exec: 7.600 ND: Final: 14.000 Place: 10 | 6.400 8.250 | 6.000 6.100 | 5.200 9.600 | 7.000 8.500 | 6.600 6.350 | 84.000 3 |
| 4T | 18 | Robert Neff | Stanford | Diff: 5.900 Exec: 8.500 ND: Final: 14.400 Place: 4* | 5.600 8.000 | 5.100 8.000 | 5.200 9.250 | 5.600 8.000 | 5.800 8.800 | 83.750 4T |
| 4T | 9 | Grant Breckenridge | Buffalo Grove | Diff: 5.100 Exec: 8.750 ND: Final: 13.850 Place: 13 | 4.600 8.900 | 4.800 8.800 | 5.200 9.450 | 5.400 8.300 | 5.800 8.650 | 83.750 4T |
| 6 | 54 | Bobby Baker | Univ Illinois | Diff: 5.700 Exec: 7.050 ND: Final: 12.750 Place: 22 | 5.500 8.750 | 5.700 8.600 | 5.600 9.300 | 5.800 6.800 | 5.200 9.000 | 83.000 6 |
| 7 | 39 | Kiwan Watts | Above the Bar | Diff: 5.800 Exec: 8.500 ND: Final: 14.300 Place: 7 | 5.300 8.650 | 5.500 7.250 | 5.200 9.100 -0.100 | 5.500 8.400 | 5.200 8.450 | 82.750 7 |
| 8 | 11 | Jonathan Horton | Tm Hilton Hhonors | Diff: 6.500 Exec: 7.850 ND: Final: 14.350 Place: 6 | 4.900 6.250 | 6.400 7.900 | 5.600 9.300 | 6.100 7.800 | 6.600 7.100 | 82.300 8 |
| 9 | 4 | Yul Moldauer | 5280 Gym | Diff: 5.800 Exec: 7.950 ND: Final: 13.750 Place: 14 | 5.800 7.400 | 5.200 7.900 | 5.200 9.400 -0.100 | 5.800 8.150 | 5.400 7.900 | 81.800 9 |
| 10 | 100 | Ryan Sheppard | Stanford | Diff: 5.800 Exec: 7.700 ND: -0.300 Final: 13.200 Place: 18 | 5.300 7.700 | 5.300 8.000 | 5.200 9.050 | 6.000 7.850 | 5.500 7.900 | 81.000 10 |

2015 Winter Cup Prelims

Meet Results







Feb 19, 2015

| Rank | Num | Name | Gym |  |  |  |  |  |  | AA |
|------|-----|----------------|-----------------|---|---|---|---|---|---|--------|
| 11 | 81 | Ryan Wangler | Classic Gym | Diff: 5.000 | 5.400 | 5.100 | 5.200 | 5.200 | 4.900 | |
| | | | | Exec: 7.750 | 7.850 | 7.750 | 8.850 | 8.650 | 8.600 | |
| | | | | ND: -0.100 | | | | | | |
| | | | | Final: 12.650 | 13.250 | 12.850 | 14.050 | 13.850 | 13.500 | 80.150 |
| | | | | Place: 23 | 15 | 17T | 20 | 8T | 15 | 11 |
| 12 | 1 | Emyre Cole | Go For It | Diff: 5.800 | 4.900 | 4.800 | 5.600 | 4.800 | 4.800 | |
| | | | | Exec: 8.250 | 8.550 | 7.900 | 9.400 | 7.700 | 7.650 | |
| | | | | ND: -0.100 | | | | | | |
| | | | | Final: 13.950 | 13.450 | 12.700 | 15.000 | 12.500 | 12.450 | 80.050 |
| | | | | Place: 11T | 13 | 21T | 2 | 27* | 25T | 12 |
| 13 | 90 | Matthew Wenske | Cypress Academy | Diff: 6.300 | 4.500 | 5.200 | 5.600 | 5.100 | 4.500 | |
| | | | | Exec: 8.150 | 6.850 | 7.950 | 8.850 | 7.800 | 8.700 | |
| | | | | ND: | | | | | | |
| | | | | Final: 14.450 | 11.350 | 13.150 | 14.450 | 12.900 | 13.200 | 79.500 |
| | | | | Place: 3 | 27 | 12T | 12T | 21T | 19 | 13 |
| 14 | 70 | Drew Moling | Ohio State | Diff: 5.200 | 5.400 | 6.300 | 5.600 | 5.500 | 5.600 | |
| | | | | Exec: 8.050 | 8.200 | 7.950 | 8.200 | 6.550 | 7.200 | |
| | | | | ND: | | | -0.300 | | | |
| | | | | Final: 13.250 | 13.600 | 14.250 | 13.500 | 12.050 | 12.800 | 79.450 |
| | | | | Place: 17 | 9T | 4T | 27 | 32T | 23 | 14 |
| 15 | 23 | Shane Wiskus | MHG | Diff: 5.700 | 5.000 | 5.000 | 5.200 | 4.600 | 5.100 | |
| | | | | Exec: 6.500 | 8.400 | 8.150 | 9.400 | 7.600 | 8.450 | |
| | | | | ND: | | | | | | |
| | | | | Final: 12.200 | 13.400 | 13.150 | 14.600 | 12.200 | 13.550 | 79.100 |
| | | | | Place: 27 | 14 | 12T | 10 | 31 | 13T | 15 |
| 16 | 71 | Jason Gaides | UIC | Diff: 5.700 | 5.300 | 5.300 | 5.200 | 4.700 | 4.500 | |
| | | | | Exec: 6.400 | 8.200 | 7.850 | 8.750 | 8.200 | 8.350 | |
| | | | | ND: | | | -0.100 | | | |
| | | | | Final: 12.100 | 13.500 | 13.150 | 13.850 | 12.900 | 12.850 | 78.350 |
| | | | | Place: 29T | 11T | 12T | 24T | 21T | 22 | 16 |
| 17 | 76 | Tristan Burke | WOGA Frisco | Diff: 6.100 | 4.900 | 5.800 | 5.600 | 5.400 | 4.100 | |
| | | | | Exec: 7.200 | 8.250 | 6.900 | 9.350 | 7.800 | 6.800 | |
| | | | | ND: | | | | | | |
| | | | | Final: 13.300 | 13.150 | 12.700 | 14.950 | 13.200 | 10.900 | 78.200 |
| | | | | Place: 16 | 18 | 21T | 3 | 19 | 34 | 17 |
| 18 | 65 | Marcos Gatinho | Universal | Diff: 4.500 | 5.100 | 4.400 | 4.400 | 4.800 | 4.500 | |
| | | | | Exec: 7.650 | 8.000 | 7.950 | 9.000 | 8.500 | 9.050 | |
| | | | | ND: | | | -0.100 | | | |
| | | | | Final: 12.150 | 13.100 | 12.350 | 13.300 | 13.300 | 13.550 | 77.750 |
| | | | | Place: 28 | 19 | 24T | 28 | 17 | 13T | 18 |
| 19 | 79 | Josh Zeal | Buffalo Grove | Diff: 5.000 | 5.000 | 4.500 | 4.800 | 4.900 | 4.000 | |
| | | | | Exec: 7.800 | 7.850 | 7.600 | 9.150 | 8.550 | 8.550 | |
| | | | | ND: | | | | | | |
| | | | | Final: 12.800 | 12.850 | 12.100 | 13.950 | 13.450 | 12.550 | 77.700 |
| | | | | Place: 20T | 21 | 27T | 22 | 15T | 24 | 19 |
| 20 | 97 | Jordan King | Cypress Academy | Diff: 5.500 | 5.100 | 5.200 | 5.200 | 5.000 | 5.200 | |
| | | | | Exec: 6.900 | 5.900 | 8.350 | 8.700 | 8.000 | 8.200 | |
| | | | | ND: -0.300 | | | | | | |
| | | | | Final: 12.100 | 11.000 | 13.550 | 13.900 | 13.000 | 13.400 | 76.950 |
| | | | | Place: 29T | 32 | 10 | 23 | 20 | 16T | 20 |

2015 Winter Cup Prelims

Meet Results







Feb 19, 2015

| Rank | Num | Name | Gym |  |  |  |  |  |  | AA |
|------|-----|----------------------|--------------------|---|---|---|---|---|---|--------|
| 21 | 15 | Maxim Andryushchenko | Lake Shore | Diff: 5.100 | 4.100 | 4.900 | 5.200 | 5.000 | 5.100 | |
| | | | | Exec: 7.150 | 7.950 | 7.600 | 8.900 | 7.700 | 8.500 | |
| | | | | ND: -0.300 | | | | | | |
| | | | | Final: 11.950 | 12.050 | 12.500 | 14.100 | 12.700 | 13.600 | 76.900 |
| | | | | Place: 32 | 25 | 23 | 19 | 25 | 11T | 21 |
| 22 | 6 | Levi Anderson | Cypress Academy | Diff: 6.100 | 5.100 | 5.400 | 5.200 | 5.500 | 5.900 | |
| | | | | Exec: 6.500 | 6.150 | 6.800 | 8.950 | 7.250 | 7.700 | |
| | | | | ND: | | | | | | |
| | | | | Final: 12.600 | 11.250 | 12.200 | 14.150 | 12.750 | 13.600 | 76.550 |
| | | | | Place: 24 | 28T | 26 | 18 | 24 | 11T | 22 |
| 23 | 33 | Cole Casanova | WOGA Frisco | Diff: 5.800 | 4.900 | 5.200 | 5.200 | 4.800 | 4.700 | |
| | | | | Exec: 6.800 | 7.550 | 7.650 | 8.800 | 7.650 | 7.350 | |
| | | | | ND: -0.300 | | | -0.300 | | | |
| | | | | Final: 12.300 | 12.450 | 12.850 | 13.700 | 12.450 | 12.050 | 75.800 |
| | | | | Place: 26 | 24 | 17T | 26 | 29 | 31T | 23 |
| 24 | 19 | Christian Kalustian | Elevate Gymnastics | Diff: 4.200 | 3.300 | 4.500 | 5.200 | 3.700 | 4.800 | |
| | | | | Exec: 7.900 | 7.550 | 7.450 | 9.250 | 7.100 | 7.600 | |
| | | | | ND: | | | | | | |
| | | | | Final: 12.100 | 10.850 | 11.950 | 14.450 | 10.800 | 12.400 | 72.550 |
| | | | | Place: 29T | 33 | 29 | 12* | 34 | 27T | 24 |
| 25 | 85 | Alexander Wilson | Ohio State | Diff: 5.500 | 5.200 | 5.500 | 5.600 | 5.700 | 0.000 | |
| | | | | Exec: 7.050 | 8.000 | 6.850 | 8.350 | 8.150 | 0.000 | |
| | | | | ND: | | | -0.100 | | | |
| | | | | Final: 12.550 | 13.200 | 12.350 | 13.850 | 13.850 | 0.000 | 65.800 |
| | | | | Place: 25 | 16T | 24T | 24T | 8* | 36* | 25 |
| 26 | 63 | Drew Burton | Stanford | Diff: 5.600 | 4.100 | 0.000 | 5.200 | 5.100 | 4.100 | |
| | | | | Exec: 7.450 | 7.050 | 0.000 | 8.900 | 8.150 | 7.000 | |
| | | | | ND: -0.100 | | | -0.100 | | | |
| | | | | Final: 12.950 | 11.150 | 0.000 | 14.000 | 13.250 | 11.100 | 62.450 |
| | | | | Place: 19 | 30T | 33* | 21 | 18 | 33 | 26 |
| 27 | 96 | Mario Lubian | Universal | Diff: 4.900 | 4.200 | 4.400 | 0.000 | 4.800 | 4.900 | |
| | | | | Exec: 7.900 | 6.450 | 6.250 | 0.000 | 7.700 | 7.550 | |
| | | | | ND: | | | | | | |
| | | | | Final: 12.800 | 10.650 | 10.650 | 0.000 | 12.500 | 12.450 | 59.050 |
| | | | | Place: 20T | 34 | 32 | 29* | 27* | 25T | 27 |
| 28 | 40 | Sean Senters | Stanford | Diff: 6.000 | 5.800 | 0.000 | 5.600 | 0.000 | 5.600 | |
| | | | | Exec: 8.700 | 8.150 | 0.000 | 9.500 | 0.000 | 8.400 | |
| | | | | ND: -0.100 | | | -0.300 | | | |
| | | | | Final: 14.600 | 13.950 | 0.000 | 14.800 | 0.000 | 14.000 | 57.350 |
| | | | | Place: 2 | 5T | 33* | 7T | 35* | 8 | 28 |
| 29 | 57 | Kyle King | Univ Nebraska | Diff: 5.900 | 5.000 | 0.000 | 5.600 | 4.800 | 0.000 | |
| | | | | Exec: 8.150 | 7.550 | 0.000 | 9.500 | 8.900 | 0.000 | |
| | | | | ND: | | | | | | |
| | | | | Final: 14.050 | 12.550 | 0.000 | 15.100 | 13.700 | 0.000 | 55.400 |
| | | | | Place: 9 | 23 | 33* | 1 | 12T | 36* | 29 |
| 30 | 31 | Cutter Fugett | 5280 Gym | Diff: 0.000 | 4.500 | 4.200 | 0.000 | 4.400 | 4.100 | |
| | | | | Exec: 0.000 | 8.150 | 7.500 | 0.000 | 7.850 | 7.950 | |
| | | | | ND: | | | | | | |
| | | | | Final: 0.000 | 12.650 | 11.700 | 0.000 | 12.250 | 12.050 | 48.650 |
| | | | | Place: 34* | 22 | 30 | 29* | 30 | 31T | 30 |

2015 Winter Cup Prelims

Meet Results

Feb 19, 2015

| Rank | Num | Name | Gym | |  |  |  |  |  |  | AA |
|------|-----|-------------------|----------------|--------|---|---|---|---|---|---|--------|
| 31 | 47 | Ellis Mannon | Univ Minnesota | Diff: | 0.000 | 6.400 | 5.000 | 0.000 | 6.000 | 2.100 | |
| | | | | Exec: | 0.000 | 8.850 | 7.750 | 0.000 | 8.250 | 1.500 | |
| | | | | ND: | | | | | | | |
| | | | | Final: | 0.000 | 15.250 | 12.750 | 0.000 | 14.250 | 3.600 | 45.850 |
| | | | | Place: | 34* | 1 | 19T | 29* | 4 | 35 | 31 |
| 32 | 88 | Alex Johnson | Ohio State | Diff: | 0.000 | 0.000 | 5.300 | 0.000 | 5.700 | 5.900 | |
| | | | | Exec: | 0.000 | 0.000 | 8.400 | 0.000 | 8.150 | 8.350 | |
| | | | | ND: | | | | | | | |
| | | | | Final: | 0.000 | 0.000 | 13.700 | 0.000 | 13.850 | 14.250 | 41.800 |
| | | | | Place: | 34* | 35* | 8 | 29* | 8* | 6 | 32 |
| 33 | 35 | Brian Knott | Stanford | Diff: | 0.000 | 6.000 | 0.000 | 0.000 | 6.000 | 5.800 | |
| | | | | Exec: | 0.000 | 8.650 | 0.000 | 0.000 | 8.350 | 6.350 | |
| | | | | ND: | | | | | | | |
| | | | | Final: | 0.000 | 14.650 | 0.000 | 0.000 | 14.350 | 12.150 | 41.150 |
| | | | | Place: | 34* | 2T | 33* | 29* | 2 | 30 | 33 |
| 34 | 68 | Logan Bradley | Univ Illinois | Diff: | 4.900 | 5.300 | 0.000 | 0.000 | 0.000 | 5.100 | |
| | | | | Exec: | 9.050 | 8.500 | 0.000 | 0.000 | 0.000 | 7.300 | |
| | | | | ND: | | | | | | | |
| | | | | Final: | 13.950 | 13.800 | 0.000 | 0.000 | 0.000 | 12.400 | 40.150 |
| | | | | Place: | 11T | 8 | 33* | 29* | 35* | 27T | 34 |
| 35 | 51 | Nick Gaudlip | Air Force | Diff: | 5.400 | 0.000 | 0.000 | 0.000 | 4.900 | 5.200 | |
| | | | | Exec: | 8.150 | 0.000 | 0.000 | 0.000 | 8.000 | 7.850 | |
| | | | | ND: | | | | | | | |
| | | | | Final: | 13.550 | 0.000 | 0.000 | 0.000 | 12.900 | 13.050 | 39.500 |
| | | | | Place: | 15 | 35* | 33* | 29* | 21T | 20 | 35 |
| 36 | 72 | Stewart MacDonald | Sun Devil | Diff: | 0.000 | 4.400 | 5.000 | 0.000 | 0.000 | 5.300 | |
| | | | | Exec: | 0.000 | 6.850 | 5.750 | 0.000 | 0.000 | 6.950 | |
| | | | | ND: | | | | | | | |
| | | | | Final: | 0.000 | 11.250 | 10.750 | 0.000 | 0.000 | 12.250 | 34.250 |
| | | | | Place: | 34* | 28T | 31 | 29* | 35* | 29 | 36 |
| 37T | 30 | Jordan Valdez | Univ Illinois | Diff: | 0.000 | 0.000 | 0.000 | 0.000 | 5.600 | 5.800 | |
| | | | | Exec: | 0.000 | 0.000 | 0.000 | 0.000 | 7.850 | 9.100 | |
| | | | | ND: | | | | | | | |
| | | | | Final: | 0.000 | 0.000 | 0.000 | 0.000 | 13.450 | 14.900 | 28.350 |
| | | | | Place: | 34* | 35* | 33* | 29* | 15T | 1 | 37T |
| 37T | 66 | Mike Levy | Stanford | Diff: | 6.100 | 0.000 | 6.000 | 0.000 | 0.000 | 0.000 | |
| | | | | Exec: | 8.100 | 0.000 | 8.250 | 0.000 | 0.000 | 0.000 | |
| | | | | ND: | -0.100 | | | | | | |
| | | | | Final: | 14.100 | 0.000 | 14.250 | 0.000 | 0.000 | 0.000 | 28.350 |
| | | | | Place: | 8 | 35* | 4T | 29* | 35* | 36* | 37T |
| 39 | 58 | Mike Wilner | Univ Illinois | Diff: | 5.200 | 0.000 | 6.500 | 0.000 | 0.000 | 0.000 | |
| | | | | Exec: | 6.400 | 0.000 | 7.550 | 0.000 | 0.000 | 0.000 | |
| | | | | ND: | | | | | | | |
| | | | | Final: | 11.600 | 0.000 | 14.050 | 0.000 | 0.000 | 0.000 | 25.650 |
| | | | | Place: | 33 | 35* | 6 | 29* | 35* | 36* | 39 |