

USAG COLLEGIATE TEAM & AA







Meet Results

Mar 20, 2015

Men / E

Session: 1







Judge's Signatures

Rank	Num	Name	Gym							AA
1	302	Jonathan Tang	NAVY	Diff: 5.700	5.600	5.600	4.800	5.100	5.300	
				Exec: 8.950	7.000	8.650	9.350	9.250	8.750	
				ND: -0.300						
				Final: 14.350	12.600	14.250	14.150	14.350	14.050	83.750
				Place: 9T	27	10*	16*	5	4	1
2	404	Douglass Johnson	SO CAL UNITED	Diff: 5.000	4.200	5.200	4.800	5.800	4.800	
				Exec: 9.000	8.700	9.100	9.100	8.750	7.600	
				ND:						
				Final: 14.000	12.900	14.300	13.900	14.550	12.400	82.050
				Place: 20T	22	8T	28T	3	29T	2
3	802	Aria Sabbagh	WILLIAM & MARY	Diff: 5.200	4.200	4.600	4.800	4.900	4.500	
				Exec: 8.650	8.000	9.400	9.250	8.700	9.150	
				ND:						
				Final: 13.850	12.200	14.000	14.050	13.600	13.650	81.350
				Place: 25T	30	20T	24*	17T	10	3
4	706	Justin Rowen	WASHINGTON	Diff: 5.200	4.000	4.600	5.200	4.500	5.000	
				Exec: 8.900	8.250	8.400	9.450	8.700	8.800	
				ND:						
				Final: 14.100	12.250	13.000	14.650	13.200	13.800	81.000
				Place: 15T	29	38	2T	27*	8	4
5T	215	Thomas Hanson	ARIZONA STATE	Diff: 6.000	3.900	4.900	4.800	4.000	4.800	
				Exec: 8.900	7.650	9.150	9.300	8.800	8.500	
				ND:						
				Final: 14.900	11.550	14.050	14.100	12.800	13.300	80.700
				Place: 3	39	17T	22*	33T	15T	5T
5T	507	Jon Zirna	SPRINGFIELD	Diff: 5.000	5.500	4.700	5.600	5.500	4.300	
				Exec: 8.350	9.100	8.800	8.050	8.300	8.100	
				ND: -0.300			-0.300			
				Final: 13.050	14.600	13.500	13.350	13.800	12.400	80.700
				Place: 37	4	33T	36	12T	29*	5T
7T	704	Carl Meader	WASHINGTON	Diff: 5.300	4.600	5.600	4.400	4.700	5.200	
				Exec: 9.050	8.100	8.500	9.350	8.800	7.050	
				ND:						
				Final: 14.350	12.700	14.100	13.750	13.500	12.250	80.650
				Place: 9T	25	15T	33T	19T	34T	7T
7T	213	Nikita Latman	ARIZONA STATE	Diff: 5.100	4.400	3.800	4.400	4.600	4.000	
				Exec: 8.800	8.800	8.900	9.550	9.600	8.700	
				ND:						
				Final: 13.900	13.200	12.700	13.950	14.200	12.700	80.650
				Place: 24	19	39	27	6T	26	7T
9	708	Nathan Tsuji	WASHINGTON	Diff: 5.300	3.400	4.700	4.800	4.300	4.600	
				Exec: 8.500	8.600	8.750	9.550	9.100	8.400	
				ND:						
				Final: 13.800	12.000	13.450	14.350	13.400	13.000	80.000
				Place: 27T	32T	35	8T	23*	20	9
10	607	Jakob Welsh	TEMPLE	Diff: 5.400	5.100	5.000	5.600	4.700	4.300	
				Exec: 7.750	6.600	8.600	8.550	8.250	8.900	
				ND:						
				Final: 13.150	11.700	13.600	14.150	12.950	13.200	78.750
				Place: 36	37T	31T	16T	32	17	10

USAG COLLEGIATE TEAM & AA

Meet Results







Mar 20, 2015

Rank	Num	Name	Gym							AA
11	709	Nick Kano	WASHINGTON	Diff: 4.700	4.100	5.500	5.200	4.100	4.200	
				Exec: 9.350	7.900	9.150	8.300	8.450	8.050	
				ND: _____	_____	_____	-0.300	_____	_____	
				Final: 14.050	12.000	14.650	13.200	12.550	12.250	78.700
				Place: 18T	32T	5T	37	37T	34T	11
12	403	Bryan DeLosSantos	SO CAL UNITED	Diff: 5.000	4.200	4.700	3.600	4.500	3.600	
				Exec: 8.850	7.650	9.150	9.500	8.700	9.050	
				ND: _____	_____	_____	_____	_____	_____	
				Final: 13.850	11.850	13.850	13.100	13.200	12.650	78.500
				Place: 25T	35	26T	38	27*	27T	12
13	113	Josh Ramos	AIR FORCE	Diff: 5.700	5.400	_____	5.200	6.600	5.700	
				Exec: 9.250	8.800	_____	9.350	9.000	8.850	
				ND: _____	_____	_____	-0.300	_____	_____	
				Final: 14.950	14.200	_____	14.250	15.600	14.550	73.550
				Place: 2	7	42*	13*	1	3	13
14	401	Andrew Kirk	SO CAL UNITED	Diff: 4.100	3.500	4.100	3.600	4.700	3.500	
				Exec: 7.950	6.900	8.400	9.100	8.100	6.500	
				ND: _____	_____	_____	_____	_____	_____	
				Final: 12.050	10.400	12.500	12.700	12.800	10.000	70.450
				Place: 40	43T	40	39*	33T	39	14
15	114	Nick Gaudlip	AIR FORCE	Diff: 5.600	_____	4.800	_____	5.500	5.900	
				Exec: 9.050	_____	9.250	_____	8.900	8.800	
				ND: _____	_____	_____	_____	_____	_____	
				Final: 14.650	_____	14.050	_____	14.400	14.700	57.800
				Place: 4T	45*	17T	44*	4	2	15
16	102	Arinn Wade	AIR FORCE	Diff: _____	6.100	4.900	_____	5.200	4.600	
				Exec: _____	9.300	9.350	_____	8.800	8.900	
				ND: _____	_____	_____	_____	_____	_____	
				Final: _____	15.400	14.250	_____	14.000	13.500	57.150
				Place: 42*	1	10T	44*	9T	12	16
17	101	Aaron Nubine	AIR FORCE	Diff: 6.300	_____	4.900	5.200	_____	5.300	
				Exec: 8.850	_____	8.950	9.100	_____	7.500	
				ND: _____	_____	_____	_____	_____	_____	
				Final: 15.150	_____	13.850	14.300	_____	12.800	56.100
				Place: 1	45*	26T	11*	43*	23T	17
18	515	Tucker McClure	SPRINGFIELD	Diff: 5.000	4.900	_____	4.900	_____	4.600	
				Exec: 8.800	9.000	_____	9.650	_____	9.150	
				ND: _____	_____	_____	_____	_____	_____	
				Final: 13.800	13.900	_____	14.550	_____	13.750	56.000
				Place: 27T	10	42*	4T	43*	9	18
19T	701	Aaron Moss	WASHINGTON	Diff: 4.900	4.500	4.900	_____	_____	5.000	
				Exec: 9.550	8.750	8.700	_____	_____	8.100	
				ND: _____	_____	_____	_____	_____	_____	
				Final: 14.450	13.250	13.600	_____	_____	13.100	54.400
				Place: 8	18	31T	44*	43*	19	19T
19T	807	Keaton Ackerman	WILLIAM & MARY	Diff: 5.200	5.100	_____	_____	4.500	4.800	
				Exec: 8.850	8.350	_____	_____	8.950	8.650	
				ND: _____	_____	_____	_____	_____	_____	
				Final: 14.050	13.450	_____	_____	13.450	13.450	54.400
				Place: 18T	13T	42*	44*	22	13	19T

USAG COLLEGIATE TEAM & AA

Meet Results







Mar 20, 2015

Rank	Num	Name	Gym							AA
21	506	Ian Stratton	SPRINGFIELD	Diff: 5.100	4.700	5.200	4.000			
				Exec: 8.650	9.350	8.950	8.100			
				ND:						
				Final: 13.750	14.050	14.150	12.100			54.050
				Place: 29T	45*	17T	16T	40	42*	21
22	409	Nick Horner	SO CAL UNITED	Diff: 4.600	4.600	2.800	4.000			
				Exec: 5.800	7.450	9.550	8.750			
				ND:						
				Final: 10.400	12.050	12.350	12.750			47.550
				Place: 42*	43T	41	43	35	42*	22
23	106	Denis Aurelius	AIR FORCE	Diff: 5.700	6.000	5.200				
				Exec: 8.900	9.200	9.050				
				ND:		-0.100				
				Final: 14.600	15.200	14.150				43.950
				Place: 6T	45*	1	16T	43*	42*	23
24	104	Chase Cannon	AIR FORCE	Diff: 4.900		5.200	6.100			
				Exec: 9.450		9.000	9.000			
				ND:						
				Final: 14.350		14.200	15.100			43.650
				Place: 42*	45*	42*	8T	6T	1	24
25	309	Mitchell Larios	NAVY	Diff: 6.000		5.600	5.400			
				Exec: 8.650		9.050	8.700			
				ND:						
				Final: 14.650		14.650	14.100			43.400
				Place: 4T	45*	42*	2T	8	42*	25
26	306	Eric Viscardi	NAVY	Diff: 5.900	5.600	5.200				
				Exec: 8.700	8.650	9.100				
				ND:						
				Final: 14.600	14.250	14.300				43.150
				Place: 6T	45*	10*	11*	43*	42*	26
27	311	Thomas Goodell	NAVY	Diff: 5.700			4.900	5.000		
				Exec: 9.000			9.100	8.350		
				ND:						
				Final: 14.700			14.000	13.350		42.050
				Place: 42*	45*	4	44*	9T	14	27
28	811	Peter Ten Eyck	WILLIAM & MARY	Diff: 5.900	4.600		4.300			
				Exec: 8.750	8.900		9.300			
				ND:						
				Final: 14.650	13.500		13.600			41.750
				Place: 42*	3	33T	44*	17T	42*	28
29	611	Michael Bittner	TEMPLE	Diff: 5.300		4.400		4.900		
				Exec: 8.700		9.400		8.950		
				ND:						
				Final: 14.000		13.800		13.850		41.650
				Place: 42*	9	42*	32	43*	6T	29
30	808	Michael Dietz	WILLIAM & MARY	Diff: 5.400		4.800		5.200		
				Exec: 8.100		9.400		8.700		
				ND:						
				Final: 13.500		14.200		13.900		41.600
				Place: 33	45*	42*	15	43*	5	30

USAG COLLEGIATE TEAM & AA

Meet Results







Mar 20, 2015

Rank	Num	Name	Gym							AA
31	217	Zach Mollett	ARIZONA STATE	Diff: 5.400	4.900	—	—	4.500	—	41.400 31
				Exec: 8.800	8.550	—	—	9.350	—	
				ND: -0.100	—	—	—	—	—	
				Final: 14.100	13.450	—	—	13.850	—	
				Place: 15T	13T	42*	44*	11	42*	
32	603	Casey Polizzotto	TEMPLE	Diff: 5.500	—	—	5.200	4.600	—	41.100 32
				Exec: 8.250	—	—	9.350	8.500	—	
				ND: —	—	—	-0.300	—	—	
				Final: 13.750	—	—	14.250	13.100	—	
				Place: 29T	45*	42*	13*	30	42*	
33T	310	Noah Beeman	NAVY	Diff: 4.900	4.700	—	—	—	5.200	40.650 33T
				Exec: 9.450	8.050	—	—	—	8.350	
				ND: —	—	—	—	—	—	
				Final: 14.350	12.750	—	—	—	13.550	
				Place: 9T	24	42*	44*	43*	11	
33T	513	Sam Docherty	SPRINGFIELD	Diff: —	—	4.500	4.800	4.600	—	40.650 33T
				Exec: —	—	8.800	9.350	8.900	—	
				ND: —	—	—	-0.300	—	—	
				Final: —	—	13.300	13.850	13.500	—	
				Place: 42*	45*	36	30T	19T	42*	
35	812	Rob Meyer	WILLIAM & MARY	Diff: —	4.600	4.700	—	5.000	—	40.450 35
				Exec: —	8.050	9.400	—	8.700	—	
				ND: —	—	—	—	—	—	
				Final: —	12.650	14.100	—	13.700	—	
				Place: 42*	26	15T	44*	15T	42*	
36	609	Jon Rydzefski	TEMPLE	Diff: —	—	4.800	—	5.200	5.800	40.400 36
				Exec: —	—	9.200	—	7.350	8.050	
				ND: —	—	—	—	—	—	
				Final: —	—	14.000	—	12.550	13.850	
				Place: 42*	45*	20*	44*	37T	6T	
37T	801	Adam Avant	WILLIAM & MARY	Diff: 4.900	—	—	4.800	—	4.000	40.250 37T
				Exec: 9.050	—	—	9.200	—	8.300	
				ND: —	—	—	—	—	—	
				Final: 13.950	—	—	14.000	—	12.300	
				Place: 22T	45*	42*	26	43*	33	
37T	212	Michael Repp	ARIZONA STATE	Diff: 5.500	4.800	—	—	4.300	—	40.250 37T
				Exec: 8.850	7.700	—	—	9.100	—	
				ND: —	—	—	—	—	—	
				Final: 14.350	12.500	—	—	13.400	—	
				Place: 9T	28	42*	44*	23*	42*	
39	601	Antone Wright	TEMPLE	Diff: —	—	4.800	4.800	4.500	—	40.150 39
				Exec: —	—	9.200	9.350	7.500	—	
				ND: —	—	—	—	—	—	
				Final: —	—	14.000	14.150	12.000	—	
				Place: 42*	45*	20*	16*	41	42*	
40	612	Misha Kustin	TEMPLE	Diff: —	4.700	—	—	4.700	4.700	39.750 40
				Exec: —	8.900	—	—	8.600	8.150	
				ND: —	—	—	—	—	—	
				Final: —	13.600	—	—	13.300	12.850	
				Place: 42*	12	42*	44*	25T	22	

USAG COLLEGIATE TEAM & AA

Meet Results







Mar 20, 2015

Rank	Num	Name	Gym							AA
41	204	Connor Lyons	ARIZONA STATE	Diff:	Diff:	Diff:	3.600	4.600	4.100	
				Exec:	Exec:	Exec:	8.850	9.100	9.050	
				ND:	ND:	ND:				
				Final:	Final:	Final:	12.450	13.700	13.150	39.300
				Place: 42*	Place: 45*	Place: 42*	42	15T	18	41
42	304	David Frick	NAVY	Diff:	Diff:	Diff:	4.800	4.900	4.500	
				Exec:	Exec:	Exec:	9.350	7.800	7.850	
				ND:	ND:	ND:				
				Final:	Final:	Final:	14.150	12.700	12.350	39.200
				Place: 42*	Place: 45*	Place: 42*	16*	36	32	42
43	707	Max Soifer	WASHINGTON	Diff: 5.000	4.300	3.800	
				Exec: 8.550	7.700	9.500	
				ND:	ND:	ND:				
				Final: 13.550	12.000	13.300	38.850
				Place: 31T	32T	42*	44*	25T	42*	43
44	406	Kevin Kichic	SO CAL UNITED	Diff:	4.600	3.100	4.500	
				Exec:	9.100	8.350	8.400	
				ND:	ND:	ND:				
				Final:	13.700	11.450	12.900	38.050
				Place: 42*	45*	28*	44*	42	21	44
45	408	Micah Cliffe	SO CAL UNITED	Diff: 4.800	3.600	2.300	
				Exec: 8.750	9.100	7.500	
				ND:	ND:	ND:				
				Final: 13.550	12.700	9.800	36.050
				Place: 31T	45*	42*	39*	43*	40	45
46	110	Greg Chaput	AIR FORCE	Diff:	5.000	5.600	
				Exec:	9.150	9.200	
				ND:	ND:	ND:				
				Final:	14.150	14.800	28.950
				Place: 42*	8	42*	44*	2	42*	46
47	205	Daniel Bronnenberg	ARIZONA STATE	Diff: 5.200	5.200	
				Exec: 9.150	9.250	
				ND:	ND:	ND:	-0.100	
				Final: 14.350	14.350	28.700
				Place: 9T	45*	42*	8T	43*	42*	47
48	613	Patrick Henley	TEMPLE	Diff: 5.300	5.200	
				Exec: 8.800	9.300	
				ND:	ND:	ND:				
				Final: 14.100	14.500	28.600
				Place: 15T	45*	42*	6	43*	42*	48
49	108	Fletcher Braunton	AIR FORCE	Diff:	5.100	5.600	
				Exec:	8.000	9.450	
				ND:	ND:	ND:				
				Final:	13.100	15.050	28.150
				Place: 42*	20	2	44*	43*	42*	49
50	214	Riley Ward	ARIZONA STATE	Diff:	4.900	4.800	
				Exec:	9.100	8.950	
				ND:	ND:	ND:				
				Final:	14.000	13.750	27.750
				Place: 42*	45*	20T	33T	43*	42*	50

USAG COLLEGIATE TEAM & AA

Meet Results







Mar 20, 2015

Rank	Num	Name	Gym							AA	
51	301	Connor Gonzales	NAVY	Diff:	5.200	4.600		
				Exec:	8.700	9.150		
				ND:		
				Final:	13.900	13.750	27.650	
				Place:	42*	45*	25	44*	14	42*	51
52	218	Zeke Howald	ARIZONA STATE	Diff:	5.000	4.400		
				Exec:	8.750	9.400		
				ND:		
				Final:	13.750	13.800	27.550	
				Place:	42*	11	42*	44*	12T	42*	52
53T	501	Alex Campagnon	SPRINGFIELD	Diff: 4.800	4.800		
				Exec: 8.600	9.250		
				ND:		
				Final: 13.400	14.050	27.450	
				Place:	34	45*	42*	24*	43*	42*	53T
53T	305	Eric Morrison	NAVY	Diff: 5.400	5.700		
				Exec: 8.600	7.750		
				ND:		
				Final: 14.000	13.450	27.450	
				Place:	20T	13T	42*	44*	43*	42*	53T
55	307	Josh Steves	NAVY	Diff:	5.800	4.700		
				Exec:	8.850	7.950		
				ND:		
				Final:	14.650	12.650	27.300	
				Place:	42*	45*	5T	44*	43*	27T	55
56	602	Blaise Cosenza	TEMPLE	Diff: 5.500	4.800		
				Exec: 8.750	8.000		
				ND:		
				Final: 14.250	12.800	27.050	
				Place:	14	45*	42*	44*	43*	23T	56
57	610	Jordan Motter	TEMPLE	Diff: 4.900	4.400		
				Exec: 8.200	9.500		
				ND: -0.100		
				Final: 13.000	13.900	26.900	
				Place:	38	45*	42*	28T	43*	42*	57
58	211	Mark Treybal	ARIZONA STATE	Diff:	4.700	4.300		
				Exec:	9.500	7.850		
				ND:		
				Final:	14.200	12.150	26.350	
				Place:	42*	45*	13T	44*	43*	36	58
59T	508	Joshua Dieker	SPRINGFIELD	Diff:	5.300	3.900		
				Exec:	9.050	7.750		
				ND:		
				Final:	14.350	11.650	26.000	
				Place:	42*	45*	7	44*	43*	37	59T
59T	705	Franklin Stutevoss	WASHINGTON	Diff:	4.400	3.100		
				Exec:	9.100	9.400		
				ND:		
				Final:	13.500	12.500	26.000	
				Place:	42*	45*	42*	35	39	42*	59T

USAG COLLEGIATE TEAM & AA

Meet Results







Mar 20, 2015

Rank	Num	Name	Gym							AA
59T	813	Simon Casey	WILLIAM & MARY	Diff: 5.400	5.000	—	—	—	—	
				Exec: 7.300	8.300	—	—	—	—	
				ND: —	—	—	—	—	—	
				Final: 12.700	13.300	—	—	—	—	26.000
				Place: 39	17	42*	44*	43*	42*	59T
62	511	Philip Ordonez	SPRINGFIELD	Diff: —	—	—	—	4.300	4.200	
				Exec: —	—	—	—	8.700	8.600	
				ND: —	—	—	—	—	—	
				Final: —	—	—	—	13.000	12.800	25.800
				Place: 42*	45*	42*	44*	31	23T	62
63	502	Andy Grabowski	SPRINGFIELD	Diff: 4.800	—	—	—	—	4.300	
				Exec: 8.550	—	—	—	—	8.100	
				ND: —	—	—	—	—	—	
				Final: 13.350	—	—	—	—	12.400	25.750
				Place: 35	45*	42*	44*	43*	29*	63
64	605	Demetris Zambas	TEMPLE	Diff: —	4.500	4.600	—	—	—	
				Exec: —	7.250	9.100	—	—	—	
				ND: —	—	—	—	—	—	
				Final: —	11.750	13.700	—	—	—	25.450
				Place: 42*	36	28*	44*	43*	42*	64
65	806	Jeremiah McReynolds	WILLIAM & MARY	Diff: —	—	4.900	—	—	3.400	
				Exec: —	—	9.400	—	—	7.600	
				ND: —	—	—	—	—	—	
				Final: —	—	14.300	—	—	11.000	25.300
				Place: 42*	45*	8T	44*	43*	38	65
66	504	Chris Graff	SPRINGFIELD	Diff: —	5.500	5.300	—	—	—	
				Exec: —	5.650	8.700	—	—	—	
				ND: —	—	—	—	—	—	
				Final: —	11.150	14.000	—	—	—	25.150
				Place: 42*	40	20T	44*	43*	42*	66
67	203	Chas VandeMotte	ARIZONA STATE	Diff: —	—	—	5.200	—	3.800	
				Exec: —	—	—	8.950	—	5.750	
				ND: —	—	—	-0.300	—	—	
				Final: —	—	—	13.850	—	9.550	23.400
				Place: 42*	45*	42*	30T	43*	41	67
68	407	Matt Fukumoto	SO CAL UNITED	Diff: 3.900	4.300	—	—	—	—	
				Exec: 8.000	6.600	—	—	—	—	
				ND: —	—	—	—	—	—	
				Final: 11.900	10.900	—	—	—	—	22.800
				Place: 41	41T	42*	44*	43*	42*	68
69	116	Tim Wang	AIR FORCE	Diff: —	5.700	—	—	—	—	
				Exec: —	9.450	—	—	—	—	
				ND: —	—	—	—	—	—	
				Final: —	15.150	—	—	—	—	15.150
				Place: 42*	2	42*	44*	43*	42*	69
70	210	Landon Fischer	ARIZONA STATE	Diff: —	—	5.400	—	—	—	
				Exec: —	—	9.550	—	—	—	
				ND: —	—	—	—	—	—	
				Final: —	—	14.950	—	—	—	14.950
				Place: 42*	45*	3	44*	43*	42*	70

USAG COLLEGIATE TEAM & AA

Meet Results







Mar 20, 2015

Rank	Num	Name	Gym							AA
71	809	Neal Courter	WILLIAM & MARY	Diff:	Exec:	ND:	5.600	
				Final:	Final:	Final:	9.500	
				Place: 42*	Place: 45*	Place: 42*	-0.300	
				Final:	Final:	Final:	14.800	14.800
				Place: 42*	Place: 45*	Place: 42*	1	43*	42*	71
72	810	Nick Van Dyke	WILLIAM & MARY	Diff:	Exec:	ND:	5.600	
				Final:	Final:	Final:	8.950	
				Place: 42*	Place: 45*	Place: 42*	14.550	14.550
				Place: 42*	Place: 45*	Place: 42*	4T	43*	42*	72
73	805	Jason Wang	WILLIAM & MARY	Diff:	Exec:	ND:	5.700	
				Final:	Final:	Final:	8.800	
				Place: 42*	Place: 45*	Place: 42*	14.500	14.500
				Place: 42*	Place: 5	Place: 42*	44*	43*	42*	73
74	112	Josh Pyne	AIR FORCE	Diff:	Exec:	ND:	5.300	
				Final:	Final:	Final:	9.250	
				Place: 42*	Place: 45*	Place: 42*	-0.100	
				Final:	Final:	Final:	14.450	14.450
				Place: 42*	Place: 45*	Place: 42*	7	43*	42*	74
75	510	Pat Ryther	SPRINGFIELD	Diff:	Exec:	ND:	5.600	
				Final:	Final:	Final:	8.750	
				Place: 42*	Place: 45*	Place: 42*	14.350	14.350
				Place: 42*	Place: 6	Place: 42*	44*	43*	42*	75
76	804	J.J. Jindra	WILLIAM & MARY	Diff:	Exec:	ND:	5.300	
				Final:	Final:	Final:	8.900	
				Place: 42*	Place: 45*	Place: 13T	14.200	14.200
				Place: 42*	Place: 45*	Place: 42*	44*	43*	42*	76
77	314	Zac Ceroli	NAVY	Diff:	Exec:	ND:	4.800	
				Final:	Final:	Final:	9.300	
				Place: 42*	Place: 45*	Place: 42*	14.100	14.100
				Place: 42*	Place: 45*	Place: 42*	22*	43*	42*	77
78	109	Gared Chapman	AIR FORCE	Diff: 5.400	Exec: 8.850	ND: -0.300	
				Final: 13.950	Final:	Final:	13.950
				Place: 22T	Place: 45*	Place: 42*	44*	43*	42*	78
79	207	Jared Newman	ARIZONA STATE	Diff:	Exec:	ND:	5.100	
				Final:	Final:	Final:	8.550	
				Place: 42*	Place: 45*	Place: 30	13.650	13.650
				Place: 42*	Place: 45*	Place: 42*	44*	43*	42*	79
80	509	Mike Grimaldi	SPRINGFIELD	Diff:	Exec:	ND:	4.400	
				Final:	Final:	Final:	9.100	
				Place: 42*	Place: 45*	Place: 42*	
				Final:	Final:	Final:	13.500	13.500
				Place: 42*	Place: 45*	Place: 42*	44*	19T	42*	80

USAG COLLEGIATE TEAM & AA

Meet Results

Mar 20, 2015

Rank	Num	Name	Gym							AA	
81	206	Jared Chin	ARIZONA STATE	Diff:	4.700		
				Exec:	8.750		
				ND:		
				Final:	13.450	13.450	
				Place:	42*	13T	42*	44*	43*	42*
82	505	Derek Taranto	SPRINGFIELD	Diff:	4.400		
				Exec:	8.900		
				ND:			
				Final:					13.300	13.300	
				Place:	42*	45*	42*	44*	43*	15T	82
83	606	Grady Cooper	TEMPLE	Diff:		4.400		
				Exec:		8.800		
				ND:		
				Final:		13.200	13.200	
				Place:	42*	45*	37	44*	43*	42*	83
84	803	Griffin Antle	WILLIAM & MARY	Diff:	4.200		
				Exec:	8.950		
				ND:		
				Final:				13.150	13.150	
				Place:	42*	45*	42*	44*	29	42*	84
85	608	Joe Luca	TEMPLE	Diff:	4.700		
				Exec:	8.350		
				ND:		
				Final:	13.050	13.050	
				Place:	42*	21	42*	44*	43*	42*	85
86	503	Brian Cogan	SPRINGFIELD	Diff:	5.100		
				Exec:	7.750		
				ND:		
				Final:	12.850	12.850	
				Place:	42*	23	42*	44*	43*	42*	86
87	514	Tim Lebossiere	SPRINGFIELD	Diff:			4.800		
				Exec:			8.100		
				ND:			-0.300		
				Final:			12.600	12.600	
				Place:	42*	45*	42*	41	43*	42*	87
88	303	Connor Westrick	NAVY	Diff:	5.400		
				Exec:	6.650		
				ND:		
				Final:	12.050	12.050	
				Place:	42*	31	42*	44*	43*	42*	88
89	308	Michael Dorsey	NAVY	Diff:	5.000		
				Exec:	6.700		
				ND:		
				Final:	11.700	11.700	
				Place:	42*	37T	42*	44*	43*	42*	89
90	201	Austin Kane	ARIZONA STATE	Diff:	4.700		
				Exec:	6.200		
				ND:		
				Final:	10.900	10.900	
				Place:	42*	41T	42*	44*	43*	42*	90







USAG COLLEGIATE TEAM & AA

Meet Results

Mar 20, 2015

Page: 10
Printed: 3/20/2015 7:09:42 PM

Men / E
Session: 1

Rank	Num	Name	Gym							AA
91*	710	Wyatt Zmrzel	WASHINGTON	Diff: .-. .-. .-. .-. .-. .-	Exec: .-. .-. .-. .-. .-. .-	ND: .-. .-. .-. .-. .-. .-	Final: .-. .-. .-. .-. .-. .-	Place: 42* 45* 42* 44* 43* 42*	0.000 91*	
91*	209	Kevin Riggle	ARIZONA STATE	Diff: .-. .-. .-. .-. .-. .-	Exec: .-. .-. .-. .-. .-. .-	ND: .-. .-. .-. .-. .-. .-	Final: .-. .-. .-. .-. .-. .-	Place: 42* 45* 42* 44* 43* 42*	0.000 91*	