

2015 Men's JO Nationals

Club Team Results







May 6-10, 2015

Page: 1

Printed: 5/8/2015 9:20 PM

Men / 9 / All Ages







Session: 6-8,6-9,Y11,Y12,Y13,Y14,YQ

Rank	Gym	Team	Score						
1	Cypress Acad Of Gym	*	240.450	42.400 3	39.350 9	39.850 2	40.300 1	40.200 2T	38.350 1
2	5280 Gym North	*	239.550	41.750 5	40.950 2	40.700 1	39.200 4	38.750 8	38.200 2
3	SCATS Gymnastics	*	238.900	42.500 2	41.450 1	38.650 6	38.800 5	39.550 4	37.950 3
4	NEAG- Marlborough	*	236.750	40.800 8	40.000 5	39.650 3	39.650 3	39.250 5	37.400 4T
5	Prairie Gym Club	*	236.550	42.750 1	40.400 4	39.150 4	38.050 11	39.050 6	37.150 6
6	Queen City Gym	*	231.250	41.150 7	38.900 10	38.450 8	39.850 2	37.450 14	35.450 10
7	Stick It Gymnastics	*	229.950	39.250 15	40.750 3	38.550 7	38.650 6	38.050 12	34.700 12
8	Premier Gym West	*	229.300	40.400 9	38.000 11	36.300 13T	37.200 14	41.000 1	36.400 7
9	Liberty Gymnastics	*	228.700	41.200 6	39.850 7	34.950 15	37.900 13	40.200 2T	34.600 13
10	Hotshots Gymnastics	*	228.350	39.350 14	39.900 6	37.100 11	38.300 10	38.900 7	34.800 11
11	USA Gym World	*	228.100	39.450 12T	39.750 8	38.250 9	35.500 18	37.750 13	37.400 4T
12	Bartlett Acad Of Gym	*	226.700	41.850 4	37.200 12	37.600 10	38.550 7T	37.300 16	34.200 14T
13	WOGA Frisco	*	224.100	39.700 11	37.000 13	38.800 5	38.400 9	38.150 10T	32.050 17
14	Swiss Turners Gym	*	223.650	38.450 16	36.600 15	36.300 13T	37.950 12	38.500 9	35.850 9
15	Foothill Gym	*	219.600	38.400 17	36.200 16	33.550 18	37.100 15	38.150 10T	36.200 8
16	St.Charles Gym	*	218.650	38.250 18	36.750 14	36.700 12	38.550 7T	37.150 17	31.250 18
17	MHG	*	215.050	39.950 10	35.750 17	33.950 17	36.550 17	34.650 18	34.200 14T

2015 Men's JO Nationals

Club Team Results

May 6-10, 2015

Rank	Gym	Team	Score						
18	Salto Gymnastics	*	214.200	39.450 12T	33.050 18	34.400 16	36.650 16	37.400 15	33.250 16