

2015 Men's JO Finals

Meet Results - Multi







May 5-10, 2015

Page: 1
Printed: 5/13/2015 2:49:32 PM

Men / 9 / JO 13 yrs.

Session: 1-9

Judge's Signatures

Rank	Num	Name/Gym								AA
1	9221	William Gomez Park Avenue Gym	Prelims	15.100	12.300	11.250	13.100	12.550	12.500	76.800
			Finals	15.200	12.300	11.500	13.200	12.400	12.200	76.800
				<u>Combined Total:</u>						<u>153.600</u>
2	9234	Sam Roach GymNation	Prelims	13.500	13.050	12.500	12.750	12.600	11.650	76.050
			Finals	13.150	13.450	12.800	12.750	13.300	11.600	77.050
				<u>Combined Total:</u>						<u>153.100</u>
3	9215	Chase Clingman APEX	Prelims	13.700	12.600	12.400	12.400	12.650	12.550	76.300
			Finals	14.000	13.400	12.300	12.050	12.700	12.200	76.650
				<u>Combined Total:</u>						<u>152.950</u>
4	9149	Erik Engelke Above The Bar Gym-VA	Prelims	13.200	14.050	12.500	12.150	13.350	11.500	76.750
			Finals	12.900	13.650	12.900	12.250	12.950	11.550	76.200
				<u>Combined Total:</u>						<u>152.950</u>
5	9148	Connor McCool St. Louis Gym Centre	Prelims	14.200	12.100	10.900	13.550	13.200	11.050	75.000
			Finals	14.650	12.350	11.850	13.450	12.800	11.300	76.400
				<u>Combined Total:</u>						<u>151.400</u>
6T	9162	Aidan Cuy Aim High Acad	Prelims	13.150	11.350	11.950	12.550	13.800	11.850	74.650
			Finals	13.800	12.500	12.050	12.650	13.600	12.000	76.600
				<u>Combined Total:</u>						<u>151.250</u>
6T	9220	Crew Bold American Twisters	Prelims	14.100	12.950	12.750	12.100	12.700	10.550	75.150
			Finals	13.900	11.750	13.100	12.350	12.300	12.700	76.100
				<u>Combined Total:</u>						<u>151.250</u>
8	9143	Evan VanAacken Swiss Turners Gym	Prelims	12.600	10.700	11.750	13.300	12.950	12.500	73.800
			Finals	13.600	12.250	11.900	13.850	12.550	13.050	77.200
				<u>Combined Total:</u>						<u>151.000</u>
9	9144	Powell Galt Head Over Heels Gym	Prelims	14.100	12.750	12.200	12.400	12.500	10.900	74.850
			Finals	14.400	12.350	11.550	12.950	12.600	11.800	75.650
				<u>Combined Total:</u>						<u>150.500</u>
10	9163	Aidan Giusti Aim High Acad	Prelims	13.750	12.900	12.050	11.400	13.600	11.250	74.950
			Finals	13.400	12.550	12.300	12.300	13.350	11.600	75.500
				<u>Combined Total:</u>						<u>150.450</u>
11	9233	Jakob Murray Granite State Gym	Prelims	13.450	12.350	12.200	12.400	12.450	11.850	74.700
			Finals	13.900	12.000	12.700	12.500	12.450	12.100	75.650
				<u>Combined Total:</u>						<u>150.350</u>
12	9229	David Dortmund Bartlett Acad Of Gym	Prelims	14.100	13.650	12.050	12.400	11.600	12.250	76.050
			Finals	12.850	13.600	11.300	11.850	12.250	12.200	74.050
				<u>Combined Total:</u>						<u>150.100</u>
13T	9208	Kyle Burriss CA Sports Center-RS	Prelims	12.950	12.700	12.550	12.500	12.950	10.900	74.550
			Finals	13.150	14.100	12.250	12.100	11.950	11.550	75.100
				<u>Combined Total:</u>						<u>149.650</u>

2015 Men's JO Finals

Meet Results - Multi

May 5-10, 2015

Page: 2

Printed: 5/13/2015 2:49:32 PM

Men / 9 / JO 13 yrs.

Session: 1-9

Rank	Num	Name/Gym								AA
13T	9210	Malcolm Baytop Gymnastics Olympica	Prelims Finals	13.550 13.350	11.900 12.950	11.850 12.400	12.900 12.400	12.500 12.600	11.450 11.800	74.150 75.500
				<u>Combined Total:</u>						<u>149.650</u>
15	9209	Jason Duckering CA Sports Center-GO	Prelims Finals	13.400 13.800	12.250 10.950	11.600 12.000	12.450 12.350	13.300 12.550	12.150 12.100	75.150 73.750
				<u>Combined Total:</u>						<u>148.900</u>
16	9216	Wil Getchell Cartersville Twister	Prelims Finals	13.100 12.700	13.300 13.100	11.900 10.850	12.100 12.300	12.950 12.850	12.050 11.350	75.400 73.150
				<u>Combined Total:</u>						<u>148.550</u>
17	9211	Kacey Provo Metropolitan Gym	Prelims Finals	13.900 13.900	10.100 11.250	11.750 12.250	12.000 12.400	13.750 12.850	11.850 12.150	73.350 74.800
				<u>Combined Total:</u>						<u>148.150</u>
18	9212	Thomas Rivera Cypress Acad Of Gym	Prelims Finals	14.200 13.600	12.750 12.650	12.300 12.700	11.600 12.250	12.700 12.100	10.550 10.650	74.100 73.950
				<u>Combined Total:</u>						<u>148.050</u>
19	9147	London Phu Epic Gym Center	Prelims Finals	12.950 13.200	11.700 11.500	12.800 12.850	12.100 12.000	12.400 11.950	11.950 12.300	73.900 73.800
				<u>Combined Total:</u>						<u>147.700</u>
20	9231	Austin Jones St.Charles Gym	Prelims Finals	13.400 13.500	12.350 10.500	12.000 12.200	13.100 13.500	12.050 12.750	10.900 11.400	73.800 73.850
				<u>Combined Total:</u>						<u>147.650</u>
21	9159	Vadim Galchenko 5280 Gym North	Prelims Finals	12.700 13.550	12.450 11.700	13.000 12.400	11.450 11.500	12.050 11.450	12.600 12.700	74.250 73.300
				<u>Combined Total:</u>						<u>147.550</u>
22	9152	Wyatt Coon Flip Force Gym	Prelims Finals	13.150 13.800	12.500 13.300	11.200 10.850	12.050 10.600	13.000 13.350	11.900 11.700	73.800 73.600
				<u>Combined Total:</u>						<u>147.400</u>
23T	9222	Kameron Nelson CountrySide Gym	Prelims Finals	13.150 13.050	11.650 11.600	12.050 11.550	12.000 12.550	13.700 13.300	10.950 11.500	73.500 73.550
				<u>Combined Total:</u>						<u>147.050</u>
23T	9230	Donnevun Banks Acros Gymnastics	Prelims Finals	13.050 14.200	12.500 11.450	11.450 11.950	12.650 12.600	12.700 12.550	11.150 10.800	73.500 73.550
				<u>Combined Total:</u>						<u>147.050</u>
25	9142	Zachary Irene Salto Gymnastics	Prelims Finals	13.300 12.900	12.500 12.700	11.400 ___	12.250 12.600	12.650 13.450	11.200 11.750	73.300 63.400
				<u>Combined Total:</u>						<u>136.700</u>
26	9214	Jacob Miller Monmouth Gym Acad	Prelims Finals	13.700 13.100	12.150 12.700	10.550 ___	12.950 13.050	11.850 ___	11.200 11.600	72.400 50.450
				<u>Combined Total:</u>						<u>122.850</u>

2015 Men's JO Finals

Meet Results - Multi







May 5-10, 2015

Page: 3

Printed: 5/13/2015 2:49:32 PM

Men / 9 / JO 13 yrs.

Session: 1-9

Rank	Num	Name/Gym								AA
27	9164	Griffin Shaw Sterling Gymnastics	Prelims Finals	13.350 13.700	10.400 ___	11.850 12.000	12.300 12.450	12.800 12.850	8.950 ___	69.650 51.000
				<u>Combined Total:</u>						<u>120.650</u>
28	9207	Tyler Schmidt MHG	Prelims Finals	13.600 13.300	12.450 11.150	11.200 ___	12.450 12.700	9.750 ___	11.300 11.300	70.750 48.450
				<u>Combined Total:</u>						<u>119.200</u>
29	9227	Aaron Zurcher Buffalo Grove	Prelims Finals	13.700 13.700	11.550 ___	12.200 11.100	11.700 ___	13.500 13.250	10.600 ___	73.250 38.050
				<u>Combined Total:</u>						<u>111.300</u>
30	9145	Casey Cummings South Coast Gym	Prelims Finals	13.850 14.200	9.450 ___	10.200 ___	13.750 13.500	12.000 ___	11.550 12.300	70.800 40.000
				<u>Combined Total:</u>						<u>110.800</u>
31	9219	Quinton Hunt ACE Gymnastics	Prelims Finals	13.300 13.450	10.850 ___	11.150 ___	13.800 13.700	11.700 ___	11.450 11.150	72.250 38.300
				<u>Combined Total:</u>						<u>110.550</u>
32	9151	Josh Petramale Roswell Gymnastics	Prelims Finals	13.700 13.600	10.500 ___	11.350 ___	12.150 12.000	12.700 12.600	11.050 ___	71.450 38.200
				<u>Combined Total:</u>						<u>109.650</u>
33	9217	Brian Hauch GGA-Suwanee	Prelims Finals	13.000 ___	12.100 11.900	12.050 11.700	11.750 ___	13.200 13.100	10.650 ___	72.750 36.700
				<u>Combined Total:</u>						<u>109.450</u>
34	9218	Metody Chervenkov GGA-Suwanee	Prelims Finals	12.600 ___	12.600 11.350	11.850 12.650	12.100 ___	12.350 ___	11.600 11.850	73.100 35.850
				<u>Combined Total:</u>						<u>108.950</u>
35	9153	Isaac Bast Foothill Gym	Prelims Finals	12.650 ___	12.850 13.050	11.800 11.700	10.900 ___	12.350 ___	11.350 11.550	71.900 36.300
				<u>Combined Total:</u>						<u>108.200</u>
36	9150	Joshua Studeman Capital Gym-VA	Prelims Finals	12.800 ___	11.950 12.450	11.550 11.600	11.950 ___	12.850 11.850	10.550 ___	71.650 35.900
				<u>Combined Total:</u>						<u>107.550</u>
37	9223	Donte McKinney CountrySide Gym	Prelims Finals	12.600 ___	11.750 12.100	11.150 ___	12.100 ___	12.600 12.350	11.350 11.400	71.550 35.850
				<u>Combined Total:</u>						<u>107.400</u>
38	9224	Caleb Hickey Sandhills Gymnastics	Prelims Finals	12.800 ___	12.150 10.550	9.800 ___	12.000 ___	12.700 12.750	11.600 10.600	71.050 33.900
				<u>Combined Total:</u>						<u>104.950</u>
39	9155	Jacob Nauman Hocking Valley Gym	Prelims Finals	13.500 13.400	11.000 ___	11.300 ___	12.750 12.250	12.350 ___	11.150 ___	72.050 25.650
				<u>Combined Total:</u>						<u>97.700</u>

2015 Men's JO Finals

Meet Results - Multi

May 5-10, 2015

Page: 4

Printed: 5/13/2015 2:49:32 PM

Men / 9 / JO 13 yrs.

Session: 1-9

Rank	Num	Name/Gym								AA
40	9228	Cole Schreiber Premier Gym West	Prelims Finals	13.550 13.500	11.550 ___	11.900 12.200	11.900 ___	12.400 ___	10.250 ___	71.550 25.700
				<u>Combined Total:</u>						<u>97.250</u>
41	9156	Virgil Watkins Infinity Gym Academy	Prelims Finals	13.000 ___	12.650 10.950	11.150 ___	11.900 ___	12.950 13.350	10.450 ___	72.100 24.300
				<u>Combined Total:</u>						<u>96.400</u>
42	9225	Brady Vincent Premier Athletics KN	Prelims Finals	13.150 12.800	11.200 ___	11.950 12.050	11.250 ___	12.300 ___	11.100 ___	70.950 24.850
				<u>Combined Total:</u>						<u>95.800</u>
43	9140	Giovanni Gambatese Salto Gymnastics	Prelims Finals	13.100 ___	11.100 ___	11.450 ___	12.350 11.250	12.400 ___	12.150 11.900	72.550 23.150
				<u>Combined Total:</u>						<u>95.700</u>
44	9232	Cooper Giles Aerial Gymnastics IL	Prelims Finals	14.100 12.700	12.950 13.800	10.650 ___	11.450 ___	10.700 ___	9.100 ___	68.950 26.500
				<u>Combined Total:</u>						<u>95.450</u>
45	9226	Max Delgado Queen City Gym	Prelims Finals	12.700 ___	8.850 ___	10.300 ___	13.600 12.300	12.750 12.250	11.100 ___	69.300 24.550
				<u>Combined Total:</u>						<u>93.850</u>
46	9154	Carter Lewis Foothill Gym	Prelims Finals	11.550 ___	10.300 ___	11.000 ___	12.400 12.600	12.500 ___	11.400 11.500	69.150 24.100
				<u>Combined Total:</u>						<u>93.250</u>
47	9213	Victor Perez Emerald City Gym	Prelims Finals	12.700 ___	10.150 ___	10.150 ___	12.800 12.300	12.600 11.950	9.850 ___	68.250 24.250
				<u>Combined Total:</u>						<u>92.500</u>
48	9157	Joe D'Souza Xtreme Altitude	Prelims Finals	12.700 ___	9.100 ___	12.000 10.900	11.450 ___	12.500 ___	11.750 11.750	69.500 22.650
				<u>Combined Total:</u>						<u>92.150</u>
49	9161	Evan Vaughan 5280 Gym North	Prelims Finals	0.000 ___	11.650 ___	13.500 13.700	0.000 ___	12.700 12.600	12.200 12.050	50.050 38.350
				<u>Combined Total:</u>						<u>88.400</u>
50	9160	Connor Thomas 5280 Gym North	Prelims Finals	11.250 ___	11.400 ___	12.150 11.850	12.050 ___	11.650 ___	10.700 ___	69.200 11.850
				<u>Combined Total:</u>						<u>81.050</u>
51	9158	Cole Nicolson AirTime Training	Prelims Finals	12.750 ___	12.500 10.900	10.750 ___	11.200 ___	12.300 ___	10.550 ___	70.050 10.900
				<u>Combined Total:</u>						<u>80.950</u>
52	9141	Alec Wright Salto Gymnastics	Prelims Finals	13.050 ___	9.450 ___	11.550 11.750	12.050 ___	12.350 ___	9.900 ___	68.350 11.750
				<u>Combined Total:</u>						<u>80.100</u>

2015 Men's JO Finals

Event Results - Multi

May 5-10, 2015

Page: 1
Printed: 5/10/2015 6:03:23 PM

Men / 9 / 13 yrs

Session: 1-9

#1 = 2015 Men's JO Finals: 100%

#2 = 2015 Men's JO Nationals: 100%



Place	Num	Name	Gym		#2	#1	Score
1	9221	William Gomez	Park Avenue Gym	Fin:	15.100	15.200	30.300
				D:	5.200	5.500	
				E:	9.900	9.700	
				ND:			
2	9148	Connor McCool	St. Louis Gym Centre	Fin:	14.200	14.650	28.850
				D:	5.200	5.400	
				E:	9.000	9.250	
				ND:			
3	9144	Powell Galt	Head Over Heels Gym	Fin:	14.100	14.400	28.500
				D:	4.800	4.800	
				E:	9.300	9.600	
				ND:			
4	9145	Casey Cummings	South Coast Gym	Fin:	13.850	14.200	28.050
				D:	4.800	5.200	
				E:	9.050	9.000	
				ND:			
5	9220	Crew Bold	American Twisters	Fin:	14.100	13.900	28.000
				D:	4.800	4.600	
				E:	9.300	9.300	
				ND:			
6T	9212	Thomas Rivera	Cypress Acad Of Gym	Fin:	14.200	13.600	27.800
				D:	4.500	4.300	
				E:	9.700	9.300	
				ND:			
6T	9211	Kacey Provo	Metropolitan Gym	Fin:	13.900	13.900	27.800
				D:	4.500	4.500	
				E:	9.400	9.400	
				ND:			
8	9215	Chase Clingman	APEX	Fin:	13.700	14.000	27.700
				D:	4.400	4.400	
				E:	9.300	9.600	
				ND:			
9	9227	Aaron Zurcher	Buffalo Grove	Fin:	13.700	13.700	27.400
				D:	4.300	4.300	
				E:	9.400	9.400	
				ND:			
10	9233	Jakob Murray	Granite State Gym	Fin:	13.450	13.900	27.350
				D:	4.500	4.600	
				E:	8.950	9.300	
				ND:			
11	9151	Josh Petramale	Roswell Gymnastics	Fin:	13.700	13.600	27.300
				D:	4.500	4.400	
				E:	9.200	9.200	
				ND:			
12	9230	Donnevun Banks	Acros Gymnastics	Fin:	13.050	14.200	27.250
				D:	4.700	4.900	
				E:	8.350	9.300	
				ND:			

2015 Men's JO Finals

Event Results - Multi

May 5-10, 2015

#1 = 2015 Men's JO Finals: 100%

#2 = 2015 Men's JO Nationals: 100%



Place	Num	Name	Gym		#2	#1	Score
13	9209	Jason Duckering	CA Sports Center-GO	Fin:	13.400	13.800	27.200
				D:	4.400	4.600	
				E:	9.000	9.200	
				ND:			
14	9163	Aidan Giusti	Aim High Acad	Fin:	13.750	13.400	27.150
				D:	4.500	4.300	
				E:	9.250	9.100	
				ND:			
15T	9164	Griffin Shaw	Sterling Gymnastics	Fin:	13.350	13.700	27.050
				D:	4.300	4.500	
				E:	9.050	9.200	
				ND:			
15T	9228	Cole Schreiber	Premier Gym West	Fin:	13.550	13.500	27.050
				D:	3.900	4.000	
				E:	9.650	9.500	
				ND:			
17T	9229	David Dortmund	Bartlett Acad Of Gym	Fin:	14.100	12.850	26.950
				D:	4.800	4.600	
				E:	9.300	8.250	
				ND:			
17T	9152	Wyatt Coon	Flip Force Gym	Fin:	13.150	13.800	26.950
				D:	4.300	4.500	
				E:	8.850	9.300	
				ND:			
17T	9162	Aidan Cuy	Aim High Acad	Fin:	13.150	13.800	26.950
				D:	4.100	4.600	
				E:	9.050	9.200	
				ND:			
20T	9207	Tyler Schmidt	MHG	Fin:	13.600	13.300	26.900
				D:	4.500	4.300	
				E:	9.100	9.000	
				ND:			
20T	9210	Malcolm Baytop	Gymnastics Olympica	Fin:	13.550	13.350	26.900
				D:	4.500	4.500	
				E:	9.050	8.850	
				ND:			
20T	9155	Jacob Nauman	Hocking Valley Gym	Fin:	13.500	13.400	26.900
				D:	4.400	4.400	
				E:	9.100	9.000	
				ND:			
20T	9231	Austin Jones	St.Charles Gym	Fin:	13.400	13.500	26.900
				D:	4.600	4.500	
				E:	8.800	9.000	
				ND:			
24T	9214	Jacob Miller	Monmouth Gym Acad	Fin:	13.700	13.100	26.800
				D:	4.300	4.300	
				E:	9.400	9.100	
				ND:		-0.300	

2015 Men's JO Finals

Event Results - Multi

May 5-10, 2015

#1 = 2015 Men's JO Finals: 100%

#2 = 2015 Men's JO Nationals: 100%



Place	Num	Name	Gym		#2	#1	Score
24T	9232	Cooper Giles	Aerial Gymnastics IL	Fin:	14.100	12.700	26.800
				D:	4.600	4.300	
				E:	9.500	8.400	
				ND:			
26	9219	Quinton Hunt	ACE Gymnastics	Fin:	13.300	13.450	26.750
				D:	4.500	4.400	
				E:	8.800	9.050	
				ND:			
27	9234	Sam Roach	GymNation	Fin:	13.500	13.150	26.650
				D:	4.700	4.600	
				E:	8.900	8.650	
				ND:	-0.100	-0.100	
28	9159	Vadim Galchenko	5280 Gym North	Fin:	12.700	13.550	26.250
				D:	4.600	4.600	
				E:	8.100	8.950	
				ND:			
29T	9143	Evan VanAacken	Swiss Turners Gym	Fin:	12.600	13.600	26.200
				D:	4.300	4.500	
				E:	8.300	9.100	
				ND:			
29T	9142	Zachary Irene	Salto Gymnastics	Fin:	13.300	12.900	26.200
				D:	4.600	4.600	
				E:	8.700	8.300	
				ND:			
29T	9222	Kameron Nelson	CountrySide Gym	Fin:	13.150	13.050	26.200
				D:	4.500	4.500	
				E:	8.650	8.550	
				ND:			
32	9147	London Phu	Epic Gym Center	Fin:	12.950	13.200	26.150
				D:	4.300	4.100	
				E:	8.650	9.100	
				ND:			
33T	9149	Erik Engelke	Above The Bar Gym-VA	Fin:	13.200	12.900	26.100
				D:	4.100	4.100	
				E:	9.100	8.800	
				ND:			
33T	9208	Kyle Burriss	CA Sports Center-RS	Fin:	12.950	13.150	26.100
				D:	4.200	4.400	
				E:	8.750	8.750	
				ND:			
35	9225	Brady Vincent	Premier Athletics KN	Fin:	13.150	12.800	25.950
				D:	4.200	4.100	
				E:	8.950	8.700	
				ND:			
36	9216	Wil Getchell	Cartersville Twister	Fin:	13.100	12.700	25.800
				D:	4.100	4.300	
				E:	9.000	8.400	
				ND:			

2015 Men's JO Finals

Event Results - Multi

May 5-10, 2015

Page: 1
Printed: 5/10/2015 6:03:27 PM

Men / 9 / 13 yrs

Session: 1-9

#1 = 2015 Men's JO Finals: 100%

#2 = 2015 Men's JO Nationals: 100%



Place	Num	Name	Gym		#2	#1	Score
1	9149	Erik Engelke	Above The Bar Gym-VA	Fin:	14.050	13.650	27.700
				D:	4.700	4.500	
				E:	9.350	9.150	
				ND:			
2	9229	David Dortmund	Bartlett Acad Of Gym	Fin:	13.650	13.600	27.250
				D:	4.100	4.000	
				E:	9.550	9.600	
				ND:			
3	9208	Kyle Burriss	CA Sports Center-RS	Fin:	12.700	14.100	26.800
				D:	4.300	4.800	
				E:	8.400	9.300	
				ND:			
4	9232	Cooper Giles	Aerial Gymnastics IL	Fin:	12.950	13.800	26.750
				D:	4.700	4.700	
				E:	8.250	9.100	
				ND:			
5	9234	Sam Roach	GymNation	Fin:	13.050	13.450	26.500
				D:	4.000	4.200	
				E:	9.050	9.250	
				ND:			
6	9216	Wil Getchell	Cartersville Twister	Fin:	13.300	13.100	26.400
				D:	4.000	3.900	
				E:	9.300	9.200	
				ND:			
7	9215	Chase Clingman	APEX	Fin:	12.600	13.400	26.000
				D:	3.800	4.200	
				E:	8.800	9.200	
				ND:			
8	9153	Isaac Bast	Foothill Gym	Fin:	12.850	13.050	25.900
				D:	3.900	3.900	
				E:	8.950	9.150	
				ND:			
9	9152	Wyatt Coon	Flip Force Gym	Fin:	12.500	13.300	25.800
				D:	3.700	4.000	
				E:	8.800	9.300	
				ND:			
10	9163	Aidan Giusti	Aim High Acad	Fin:	12.900	12.550	25.450
				D:	3.800	3.800	
				E:	9.100	8.750	
				ND:			
11	9212	Thomas Rivera	Cypress Acad Of Gym	Fin:	12.750	12.650	25.400
				D:	4.000	4.000	
				E:	8.750	8.650	
				ND:			
12	9142	Zachary Irene	Salto Gymnastics	Fin:	12.500	12.700	25.200
				D:	3.800	3.800	
				E:	8.700	8.900	
				ND:			

2015 Men's JO Finals

Event Results - Multi

May 5-10, 2015

Page: 2

Printed: 5/10/2015 6:03:27 PM

Men / 9 / 13 yrs

Session: 1-9

#1 = 2015 Men's JO Finals: 100%

#2 = 2015 Men's JO Nationals: 100%



Place	Num	Name	Gym		#2	#1	Score
13	9144	Powell Galt	Head Over Heels Gym	Fin:	12.750	12.350	25.100
				D:	3.700	3.700	
				E:	9.050	8.650	
				ND:			
14T	9210	Malcolm Baytop	Gymnastics Olympica	Fin:	11.900	12.950	24.850
				D:	4.200	4.400	
				E:	7.700	8.550	
				ND:			
14T	9214	Jacob Miller	Monmouth Gym Acad	Fin:	12.150	12.700	24.850
				D:	3.600	3.800	
				E:	8.550	8.900	
				ND:			
16	9220	Crew Bold	American Twisters	Fin:	12.950	11.750	24.700
				D:	4.500	4.500	
				E:	8.450	7.250	
				ND:			
17	9221	William Gomez	Park Avenue Gym	Fin:	12.300	12.300	24.600
				D:	3.800	3.800	
				E:	8.500	8.500	
				ND:			
18	9148	Connor McCool	St. Louis Gym Centre	Fin:	12.100	12.350	24.450
				D:	3.100	3.100	
				E:	9.000	9.250	
				ND:			
19	9150	Joshua Studeman	Capital Gym-VA	Fin:	11.950	12.450	24.400
				D:	3.900	4.100	
				E:	8.050	8.350	
				ND:			
20	9233	Jakob Murray	Granite State Gym	Fin:	12.350	12.000	24.350
				D:	3.900	3.900	
				E:	8.450	8.100	
				ND:			
21	9159	Vadim Galchenko	5280 Gym North	Fin:	12.450	11.700	24.150
				D:	4.200	4.200	
				E:	8.250	7.500	
				ND:			
22	9217	Brian Hauch	GGA-Suwanee	Fin:	12.100	11.900	24.000
				D:	3.700	3.800	
				E:	8.400	8.100	
				ND:			
23T	9218	Metody Chervenkov	GGA-Suwanee	Fin:	12.600	11.350	23.950
				D:	3.700	3.700	
				E:	8.900	7.650	
				ND:			
23T	9230	Donnevun Banks	Acros Gymnastics	Fin:	12.500	11.450	23.950
				D:	3.800	3.800	
				E:	8.700	7.650	
				ND:			

2015 Men's JO Finals

Event Results - Multi

May 5-10, 2015

Page: 3

Printed: 5/10/2015 6:03:27 PM

Men / 9 / 13 yrs

Session: 1-9

#1 = 2015 Men's JO Finals: 100%

#2 = 2015 Men's JO Nationals: 100%



Place	Num	Name	Gym		#2	#1	Score
25T	9162	Aidan Cuy	Aim High Acad	Fin:	11.350	12.500	23.850
				D:	3.900	3.800	
				E:	7.450	8.700	
				ND:			
25T	9223	Donte McKinney	CountrySide Gym	Fin:	11.750	12.100	23.850
				D:	3.900	3.900	
				E:	7.850	8.200	
				ND:			
27T	9156	Virgil Watkins	Infinity Gym Academy	Fin:	12.650	10.950	23.600
				D:	3.700	3.200	
				E:	8.950	7.750	
				ND:			
27T	9207	Tyler Schmidt	MHG	Fin:	12.450	11.150	23.600
				D:	3.700	3.700	
				E:	8.750	7.450	
				ND:			
29	9158	Cole Nicolson	AirTime Training	Fin:	12.500	10.900	23.400
				D:	3.900	4.000	
				E:	8.600	6.900	
				ND:			
30	9222	Kameron Nelson	CountrySide Gym	Fin:	11.650	11.600	23.250
				D:	3.800	3.900	
				E:	7.850	7.700	
				ND:			
31T	9147	London Phu	Epic Gym Center	Fin:	11.700	11.500	23.200
				D:	3.400	3.400	
				E:	8.300	8.100	
				ND:			
31T	9209	Jason Duckering	CA Sports Center-GO	Fin:	12.250	10.950	23.200
				D:	4.200	4.100	
				E:	8.050	6.850	
				ND:			
33	9143	Evan VanAacken	Swiss Turners Gym	Fin:	10.700	12.250	22.950
				D:	3.100	3.100	
				E:	7.600	9.150	
				ND:			
34	9231	Austin Jones	St.Charles Gym	Fin:	12.350	10.500	22.850
				D:	3.800	3.800	
				E:	8.550	6.700	
				ND:			
35	9224	Caleb Hickey	Sandhills Gymnastics	Fin:	12.150	10.550	22.700
				D:	3.600	3.500	
				E:	8.550	7.050	
				ND:			
36	9211	Kacey Provo	Metropolitan Gym	Fin:	10.100	11.250	21.350
				D:	3.000	3.100	
				E:	7.100	8.150	
				ND:			

2015 Men's JO Finals

Event Results - Multi

May 5-10, 2015

Page: 1
Printed: 5/10/2015 6:03:32 PM

Men / 9 / 13 yrs

Session: 1-9

#1 = 2015 Men's JO Finals: 100%

#2 = 2015 Men's JO Nationals: 100%



Place	Num	Name	Gym		#2	#1	Score
1	9161	Evan Vaughan	5280 Gym North	Fin:	13.500	13.700	27.200
				D:	4.900	4.900	
				E:	8.600	8.800	
				ND:			
2	9220	Crew Bold	American Twisters	Fin:	12.750	13.100	25.850
				D:	4.600	4.600	
				E:	8.150	8.500	
				ND:			
3	9147	London Phu	Epic Gym Center	Fin:	12.800	12.850	25.650
				D:	4.400	4.500	
				E:	8.400	8.350	
				ND:			
4T	9149	Erik Engelke	Above The Bar Gym-VA	Fin:	12.500	12.900	25.400
				D:	4.000	4.100	
				E:	8.500	8.800	
				ND:			
4T	9159	Vadim Galchenko	5280 Gym North	Fin:	13.000	12.400	25.400
				D:	4.400	4.200	
				E:	8.600	8.200	
				ND:			
6	9234	Sam Roach	GymNation	Fin:	12.500	12.800	25.300
				D:	4.200	4.100	
				E:	8.300	8.700	
				ND:			
7	9212	Thomas Rivera	Cypress Acad Of Gym	Fin:	12.300	12.700	25.000
				D:	4.200	4.100	
				E:	8.100	8.600	
				ND:			
8	9233	Jakob Murray	Granite State Gym	Fin:	12.200	12.700	24.900
				D:	3.300	3.400	
				E:	8.900	9.300	
				ND:			
9	9208	Kyle Burriss	CA Sports Center-RS	Fin:	12.550	12.250	24.800
				D:	3.400	3.400	
				E:	9.150	8.850	
				ND:			
10	9215	Chase Clingman	APEX	Fin:	12.400	12.300	24.700
				D:	3.700	3.500	
				E:	8.700	8.800	
				ND:			
11	9218	Metody Chervenkov	GGA-Suwanee	Fin:	11.850	12.650	24.500
				D:	3.800	4.000	
				E:	8.050	8.650	
				ND:			
12	9163	Aidan Giusti	Aim High Acad	Fin:	12.050	12.300	24.350
				D:	3.200	3.200	
				E:	8.850	9.100	
				ND:			

2015 Men's JO Finals

Event Results - Multi

May 5-10, 2015

#1 = 2015 Men's JO Finals: 100%

#2 = 2015 Men's JO Nationals: 100%



Place	Num	Name	Gym		#2	#1	Score
13	9210	Malcolm Baytop	Gymnastics Olympica	Fin:	11.850	12.400	24.250
				D:	3.700	4.300	
				E:	8.150	8.100	
				ND:			
14	9231	Austin Jones	St.Charles Gym	Fin:	12.000	12.200	24.200
				D:	3.100	3.100	
				E:	8.900	9.100	
				ND:			
15	9228	Cole Schreiber	Premier Gym West	Fin:	11.900	12.200	24.100
				D:	3.100	3.200	
				E:	8.800	9.000	
				ND:			
16T	9160	Connor Thomas	5280 Gym North	Fin:	12.150	11.850	24.000
				D:	3.500	3.500	
				E:	8.650	8.350	
				ND:			
16T	9162	Aidan Cuy	Aim High Acad	Fin:	11.950	12.050	24.000
				D:	3.900	3.000	
				E:	8.050	9.050	
				ND:			
16T	9211	Kacey Provo	Metropolitan Gym	Fin:	11.750	12.250	24.000
				D:	2.200	2.400	
				E:	9.550	9.850	
				ND:			
16T	9225	Brady Vincent	Premier Athletics KN	Fin:	11.950	12.050	24.000
				D:	3.700	3.700	
				E:	8.250	8.350	
				ND:			
20	9164	Griffin Shaw	Sterling Gymnastics	Fin:	11.850	12.000	23.850
				D:	3.300	3.500	
				E:	8.550	8.500	
				ND:			
21T	9144	Powell Galt	Head Over Heels Gym	Fin:	12.200	11.550	23.750
				D:	3.100	2.700	
				E:	9.100	8.850	
				ND:			
21T	9217	Brian Hauch	GGA-Suwanee	Fin:	12.050	11.700	23.750
				D:	3.000	3.200	
				E:	9.050	8.500	
				ND:			
23	9143	Evan VanAacken	Swiss Turners Gym	Fin:	11.750	11.900	23.650
				D:	3.300	3.300	
				E:	8.450	8.600	
				ND:			
24T	9209	Jason Duckering	CA Sports Center-GO	Fin:	11.600	12.000	23.600
				D:	3.500	3.500	
				E:	8.100	8.500	
				ND:			

2015 Men's JO Finals

Event Results - Multi

May 5-10, 2015

Page: 3

Printed: 5/10/2015 6:03:32 PM

Men / 9 / 13 yrs

Session: 1-9

#1 = 2015 Men's JO Finals: 100%

#2 = 2015 Men's JO Nationals: 100%



Place	Num	Name	Gym		#2	#1	Score
24T	9222	Kameron Nelson	CountrySide Gym	Fin:	12.050	11.550	23.600
				D:	3.200	3.000	
				E:	8.850	8.550	
				ND:			
26	9153	Isaac Bast	Foothill Gym	Fin:	11.800	11.700	23.500
				D:	3.200	3.200	
				E:	8.600	8.500	
				ND:			
27	9230	Donnevun Banks	Acros Gymnastics	Fin:	11.450	11.950	23.400
				D:	3.500	3.900	
				E:	7.950	8.050	
				ND:			
28	9229	David Dortmund	Bartlett Acad Of Gym	Fin:	12.050	11.300	23.350
				D:	4.100	4.000	
				E:	7.950	7.300	
				ND:			
29T	9141	Alec Wright	Salto Gymnastics	Fin:	11.550	11.750	23.300
				D:	3.000	3.000	
				E:	8.550	8.750	
				ND:			
29T	9227	Aaron Zurcher	Buffalo Grove	Fin:	12.200	11.100	23.300
				D:	2.400	2.200	
				E:	9.800	8.900	
				ND:			
31	9150	Joshua Studeman	Capital Gym-VA	Fin:	11.550	11.600	23.150
				D:	3.200	3.200	
				E:	8.350	8.400	
				ND:			
32	9157	Joe D'Souza	Xtreme Altitude	Fin:	12.000	10.900	22.900
				D:	4.100	3.600	
				E:	7.900	7.300	
				ND:			
33T	9148	Connor McCool	St. Louis Gym Centre	Fin:	10.900	11.850	22.750
				D:	2.200	2.200	
				E:	8.700	9.650	
				ND:			
33T	9216	Wil Getchell	Cartersville Twister	Fin:	11.900	10.850	22.750
				D:	3.100	3.400	
				E:	8.800	7.450	
				ND:			
33T	9221	William Gomez	Park Avenue Gym	Fin:	11.250	11.500	22.750
				D:	3.300	3.300	
				E:	7.950	8.200	
				ND:			
36	9152	Wyatt Coon	Flip Force Gym	Fin:	11.200	10.850	22.050
				D:	3.100	3.100	
				E:	8.100	7.750	
				ND:			

2015 Men's JO Finals

Event Results - Multi

May 5-10, 2015

Page: 1
Printed: 5/10/2015 6:03:38 PM

Men / 9 / 13 yrs

Session: 1-9

#1 = 2015 Men's JO Finals: 100%

#2 = 2015 Men's JO Nationals: 100%



Place	Num	Name	Gym		#2	#1	Score
1	9219	Quinton Hunt	ACE Gymnastics	Fin:	13.800	13.700	27.500
				D:	4.400	4.400	
				E:	9.400	9.300	
				ND:	/	/	
2	9145	Casey Cummings	South Coast Gym	Fin:	13.750	13.500	27.250
				D:	4.600	4.400	
				E:	9.150	9.100	
				ND:	/	/	
3	9143	Evan VanAacken	Swiss Turners Gym	Fin:	13.300	13.850	27.150
				D:	4.400	4.400	
				E:	9.000	9.450	
				ND:	-0.100/	/	
4	9148	Connor McCool	St. Louis Gym Centre	Fin:	13.550	13.450	27.000
				D:	4.400	4.400	
				E:	9.150	9.050	
				ND:	/	/	
5	9231	Austin Jones	St.Charles Gym	Fin:	13.100	13.500	26.600
				D:	4.000	4.200	
				E:	9.100	9.300	
				ND:	/	/	
6	9221	William Gomez	Park Avenue Gym	Fin:	13.100	13.200	26.300
				D:	3.600	3.600	
				E:	9.500	9.600	
				ND:	/	/	
7	9214	Jacob Miller	Monmouth Gym Acad	Fin:	12.950	13.050	26.000
				D:	4.400	4.400	
				E:	8.550	8.650	
				ND:	/	/	
8	9226	Max Delgado	Queen City Gym	Fin:	13.600	12.300	25.900
				D:	4.400	4.400	
				E:	9.200	8.200	
				ND:	/	-0.300/	
9	9234	Sam Roach	GymNation	Fin:	12.750	12.750	25.500
				D:	3.600	3.600	
				E:	9.150	9.150	
				ND:	/	/	
10	9144	Powell Galt	Head Over Heels Gym	Fin:	12.400	12.950	25.350
				D:	3.600	3.800	
				E:	8.800	9.150	
				ND:	/	/	
11	9210	Malcolm Baytop	Gymnastics Olympica	Fin:	12.900	12.400	25.300
				D:	3.600	3.600	
				E:	9.300	8.800	
				ND:	/	/	
12	9230	Donnevun Banks	Acros Gymnastics	Fin:	12.650	12.600	25.250
				D:	3.600	3.600	
				E:	9.050	9.000	
				ND:	/	/	

2015 Men's JO Finals

Event Results - Multi

May 5-10, 2015

#1 = 2015 Men's JO Finals: 100%

#2 = 2015 Men's JO Nationals: 100%



Place	Num	Name	Gym		#2	#1	Score
13	9162	Aidan Cuy	Aim High Acad	Fin:	12.550	12.650	25.200
				D:	3.600	3.600	
				E:	9.050	9.050	
				ND:	-0.100/	/	
14	9207	Tyler Schmidt	MHG	Fin:	12.450	12.700	25.150
				D:	3.600	3.600	
				E:	9.150	9.100	
				ND:	-0.300/	/	
15	9213	Victor Perez	Emerald City Gym	Fin:	12.800	12.300	25.100
				D:	3.800	3.600	
				E:	9.000	8.700	
				ND:	/	/	
16T	9154	Carter Lewis	Foothill Gym	Fin:	12.400	12.600	25.000
				D:	3.600	3.800	
				E:	8.800	8.800	
				ND:	/	/	
16T	9155	Jacob Nauman	Hocking Valley Gym	Fin:	12.750	12.250	25.000
				D:	3.600	3.600	
				E:	9.150	8.950	
				ND:	/	-0.300/	
18	9233	Jakob Murray	Granite State Gym	Fin:	12.400	12.500	24.900
				D:	3.600	3.600	
				E:	8.800	8.900	
				ND:	/	/	
19	9142	Zachary Irene	Salto Gymnastics	Fin:	12.250	12.600	24.850
				D:	3.000	3.600	
				E:	9.250	9.000	
				ND:	/	/	
20	9209	Jason Duckering	CA Sports Center-GO	Fin:	12.450	12.350	24.800
				D:	3.600	3.600	
				E:	8.950	8.850	
				ND:	-0.100/	-0.100/	
21	9164	Griffin Shaw	Sterling Gymnastics	Fin:	12.300	12.450	24.750
				D:	3.200	3.200	
				E:	9.100	9.250	
				ND:	/	/	
22	9208	Kyle Burriss	CA Sports Center-RS	Fin:	12.500	12.100	24.600
				D:	3.600	3.600	
				E:	8.900	8.500	
				ND:	/	/	
23	9222	Kameron Nelson	CountrySide Gym	Fin:	12.000	12.550	24.550
				D:	3.000	3.600	
				E:	9.000	8.950	
				ND:	/	/	
24T	9220	Crew Bold	American Twisters	Fin:	12.100	12.350	24.450
				D:	2.800	2.800	
				E:	9.300	9.550	
				ND:	/	/	

2015 Men's JO Finals

Event Results - Multi

May 5-10, 2015

#1 = 2015 Men's JO Finals: 100%

#2 = 2015 Men's JO Nationals: 100%



Place	Num	Name	Gym		#2	#1	Score
24T	9215	Chase Clingman	APEX	Fin:	12.400	12.050	24.450
				D:	3.200	3.000	
				E:	9.200	9.050	
				ND:	/	/	
26T	9216	Wil Getchell	Cartersville Twister	Fin:	12.100	12.300	24.400
				D:	3.000	3.600	
				E:	9.100	8.700	
				ND:	/	/	
26T	9149	Erik Engelke	Above The Bar Gym-VA	Fin:	12.150	12.250	24.400
				D:	3.000	3.000	
				E:	9.150	9.250	
				ND:	/	/	
26T	9211	Kacey Provo	Metropolitan Gym	Fin:	12.000	12.400	24.400
				D:	2.800	2.800	
				E:	9.200	9.600	
				ND:	/	/	
29	9229	David Dortmund	Bartlett Acad Of Gym	Fin:	12.400	11.850	24.250
				D:	3.200	3.000	
				E:	9.200	8.850	
				ND:	/	/	
30	9151	Josh Petramale	Roswell Gymnastics	Fin:	12.150	12.000	24.150
				D:	3.000	3.000	
				E:	9.150	9.000	
				ND:	/	/	
31	9147	London Phu	Epic Gym Center	Fin:	12.100	12.000	24.100
				D:	3.000	3.000	
				E:	9.100	9.000	
				ND:	/	/	
32	9212	Thomas Rivera	Cypress Acad Of Gym	Fin:	11.600	12.250	23.850
				D:	3.000	3.000	
				E:	8.900	9.250	
				ND:	-0.300/	/	
33	9163	Aidan Giusti	Aim High Acad	Fin:	11.400	12.300	23.700
				D:	3.600	3.600	
				E:	7.800	8.800	
				ND:	/	-0.100/	
34	9140	Giovanni Gambatese	Salto Gymnastics	Fin:	12.350	11.250	23.600
				D:	3.600	3.000	
				E:	8.750	8.250	
				ND:	/	/	
35	9159	Vadim Galchenko	5280 Gym North	Fin:	11.450	11.500	22.950
				D:	2.800	2.800	
				E:	8.650	8.800	
				ND:	/	-0.100/	
36	9152	Wyatt Coon	Flip Force Gym	Fin:	12.050	10.600	22.650
				D:	3.000	2.800	
				E:	9.050	7.800	
				ND:	/	/	

2015 Men's JO Finals

Event Results - Multi

May 5-10, 2015

Page: 1
Printed: 5/10/2015 6:03:43 PM

Men / 9 / 13 yrs

Session: 1-9

#1 = 2015 Men's JO Finals: 100%

#2 = 2015 Men's JO Nationals: 100%



Place	Num	Name	Gym		#2	#1	Score
1	9162	Aidan Cuy	Aim High Acad	Fin:	13.800	13.600	27.400
				D:	4.200	4.200	
				E:	9.600	9.400	
				ND:			
2	9222	Kameron Nelson	CountrySide Gym	Fin:	13.700	13.300	27.000
				D:	4.100	3.900	
				E:	9.600	9.400	
				ND:			
3	9163	Aidan Giusti	Aim High Acad	Fin:	13.600	13.350	26.950
				D:	3.900	3.900	
				E:	9.700	9.450	
				ND:			
4	9227	Aaron Zurcher	Buffalo Grove	Fin:	13.500	13.250	26.750
				D:	4.200	4.000	
				E:	9.300	9.250	
				ND:			
5	9211	Kacey Provo	Metropolitan Gym	Fin:	13.750	12.850	26.600
				D:	4.200	3.800	
				E:	9.550	9.050	
				ND:			
6	9152	Wyatt Coon	Flip Force Gym	Fin:	13.000	13.350	26.350
				D:	3.800	3.700	
				E:	9.200	9.650	
				ND:			
7T	9149	Erik Engelke	Above The Bar Gym-VA	Fin:	13.350	12.950	26.300
				D:	4.000	3.800	
				E:	9.350	9.150	
				ND:			
7T	9156	Virgil Watkins	Infinity Gym Academy	Fin:	12.950	13.350	26.300
				D:	3.900	4.100	
				E:	9.050	9.250	
				ND:			
7T	9217	Brian Hauch	GGA-Suwanee	Fin:	13.200	13.100	26.300
				D:	3.700	3.700	
				E:	9.500	9.400	
				ND:			
10	9142	Zachary Irene	Salto Gymnastics	Fin:	12.650	13.450	26.100
				D:	3.800	4.200	
				E:	8.850	9.250	
				ND:			
11	9148	Connor McCool	St. Louis Gym Centre	Fin:	13.200	12.800	26.000
				D:	3.900	3.700	
				E:	9.300	9.100	
				ND:			
12	9234	Sam Roach	GymNation	Fin:	12.600	13.300	25.900
				D:	3.900	4.100	
				E:	8.700	9.200	
				ND:			

2015 Men's JO Finals

Event Results - Multi

May 5-10, 2015

Page: 2

Printed: 5/10/2015 6:03:43 PM

Men / 9 / 13 yrs

Session: 1-9

#1 = 2015 Men's JO Finals: 100%

#2 = 2015 Men's JO Nationals: 100%



Place	Num	Name	Gym		#2	#1	Score
13	9209	Jason Duckering	CA Sports Center-GO	Fin:	13.300	12.550	25.850
				D:	4.000	3.800	
				E:	9.300	8.750	
				ND:			
14	9216	Wil Getchell	Cartersville Twister	Fin:	12.950	12.850	25.800
				D:	3.800	3.800	
				E:	9.150	9.050	
				ND:			
15	9164	Griffin Shaw	Sterling Gymnastics	Fin:	12.800	12.850	25.650
				D:	3.700	3.700	
				E:	9.100	9.150	
				ND:			
16	9143	Evan VanAacken	Swiss Turners Gym	Fin:	12.950	12.550	25.500
				D:	3.900	3.700	
				E:	9.050	8.850	
				ND:			
17	9224	Caleb Hickey	Sandhills Gymnastics	Fin:	12.700	12.750	25.450
				D:	4.000	3.800	
				E:	8.700	8.950	
				ND:			
18	9215	Chase Clingman	APEX	Fin:	12.650	12.700	25.350
				D:	3.800	3.700	
				E:	8.850	9.000	
				ND:			
19T	9151	Josh Petramale	Roswell Gymnastics	Fin:	12.700	12.600	25.300
				D:	3.900	3.800	
				E:	8.800	8.800	
				ND:			
19T	9161	Evan Vaughan	5280 Gym North	Fin:	12.700	12.600	25.300
				D:	3.700	3.800	
				E:	9.000	8.800	
				ND:			
21	9230	Donnevun Banks	Acros Gymnastics	Fin:	12.700	12.550	25.250
				D:	3.900	3.900	
				E:	8.800	8.650	
				ND:			
22T	9144	Powell Galt	Head Over Heels Gym	Fin:	12.500	12.600	25.100
				D:	3.800	3.800	
				E:	8.700	8.800	
				ND:			
22T	9210	Malcolm Baytop	Gymnastics Olympica	Fin:	12.500	12.600	25.100
				D:	3.700	3.700	
				E:	8.800	8.900	
				ND:			
24T	9220	Crew Bold	American Twisters	Fin:	12.700	12.300	25.000
				D:	4.400	4.400	
				E:	8.300	7.900	
				ND:			

2015 Men's JO Finals

Event Results - Multi

May 5-10, 2015

Page: 3

Printed: 5/10/2015 6:03:43 PM

Men / 9 / 13 yrs

Session: 1-9

#1 = 2015 Men's JO Finals: 100%

#2 = 2015 Men's JO Nationals: 100%



Place	Num	Name	Gym		#2	#1	Score
24T	9226	Max Delgado	Queen City Gym	Fin:	12.750	12.250	25.000
				D:	3.900	3.900	
				E:	8.850	8.350	
				ND:			
26T	9223	Donte McKinney	CountrySide Gym	Fin:	12.600	12.350	24.950
				D:	3.900	3.900	
				E:	8.700	8.450	
				ND:			
26T	9221	William Gomez	Park Avenue Gym	Fin:	12.550	12.400	24.950
				D:	3.600	3.600	
				E:	8.950	8.800	
				ND:			
28T	9208	Kyle Burriss	CA Sports Center-RS	Fin:	12.950	11.950	24.900
				D:	4.000	3.800	
				E:	8.950	8.150	
				ND:			
28T	9233	Jakob Murray	Granite State Gym	Fin:	12.450	12.450	24.900
				D:	4.100	4.100	
				E:	8.350	8.350	
				ND:			
30T	9212	Thomas Rivera	Cypress Acad Of Gym	Fin:	12.700	12.100	24.800
				D:	3.700	3.700	
				E:	9.000	8.400	
				ND:			
30T	9231	Austin Jones	St.Charles Gym	Fin:	12.050	12.750	24.800
				D:	3.700	3.700	
				E:	8.350	9.050	
				ND:			
32	9150	Joshua Studeman	Capital Gym-VA	Fin:	12.850	11.850	24.700
				D:	3.800	3.800	
				E:	9.050	8.050	
				ND:			
33	9213	Victor Perez	Emerald City Gym	Fin:	12.600	11.950	24.550
				D:	4.200	4.200	
				E:	8.400	7.750	
				ND:			
34	9147	London Phu	Epic Gym Center	Fin:	12.400	11.950	24.350
				D:	4.000	3.800	
				E:	8.400	8.150	
				ND:			
35	9229	David Dortmund	Bartlett Acad Of Gym	Fin:	11.600	12.250	23.850
				D:	4.000	4.100	
				E:	7.600	8.150	
				ND:			
36	9159	Vadim Galchenko	5280 Gym North	Fin:	12.050	11.450	23.500
				D:	3.700	3.700	
				E:	8.350	7.750	
				ND:			

2015 Men's JO Finals

Event Results - Multi

May 5-10, 2015

Page: 1
 Printed: 5/13/2015 2:50:38 PM
 Men / 9 / JO 13 yrs.
 Session: 1-9

#1 = 2015 Men's JO Finals: 100%
 #2 = 2015 Men's JO Nationals: 100%



Place	Num	Name	Gym		#2	#1	Score
1	9143	Evan VanAacken	Swiss Turners Gym	Fin:	12.500	13.050	25.550
				D:	3.800	4.000	
				E:	8.700	9.050	
				ND:			
2	9159	Vadim Galchenko	5280 Gym North	Fin:	12.600	12.700	25.300
				D:	3.900	3.900	
				E:	8.700	8.800	
				ND:			
3	9215	Chase Clingman	APEX	Fin:	12.550	12.200	24.750
				D:	3.900	3.900	
				E:	8.650	8.300	
				ND:			
4	9221	William Gomez	Park Avenue Gym	Fin:	12.500	12.200	24.700
				D:	2.900	2.900	
				E:	9.600	9.300	
				ND:			
5	9229	David Dortmund	Bartlett Acad Of Gym	Fin:	12.250	12.200	24.450
				D:	4.000	4.400	
				E:	8.250	7.800	
				ND:			
6T	9147	London Phu	Epic Gym Center	Fin:	11.950	12.300	24.250
				D:	3.200	3.400	
				E:	8.750	8.900	
				ND:			
6T	9161	Evan Vaughan	5280 Gym North	Fin:	12.200	12.050	24.250
				D:	3.800	3.800	
				E:	8.400	8.250	
				ND:			
6T	9209	Jason Duckering	CA Sports Center-GO	Fin:	12.150	12.100	24.250
				D:	4.000	4.000	
				E:	8.150	8.100	
				ND:			
9	9140	Giovanni Gambatese	Salto Gymnastics	Fin:	12.150	11.900	24.050
				D:	3.900	3.900	
				E:	8.250	8.000	
				ND:			
10	9211	Kacey Provo	Metropolitan Gym	Fin:	11.850	12.150	24.000
				D:	2.300	2.500	
				E:	9.550	9.650	
				ND:			
11	9233	Jakob Murray	Granite State Gym	Fin:	11.850	12.100	23.950
				D:	2.900	3.100	
				E:	8.950	9.000	
				ND:			
12T	9145	Casey Cummings	South Coast Gym	Fin:	11.550	12.300	23.850
				D:	3.300	3.500	
				E:	8.250	8.800	
				ND:			

2015 Men's JO Finals

Event Results - Multi

May 5-10, 2015

#1 = 2015 Men's JO Finals: 100%

#2 = 2015 Men's JO Nationals: 100%



Place	Num	Name	Gym		#2	#1	Score
12T	9162	Aidan Cuy	Aim High Acad	Fin:	11.850	12.000	23.850
				D:	3.700	3.700	
				E:	8.150	8.300	
				ND:			
14	9152	Wyatt Coon	Flip Force Gym	Fin:	11.900	11.700	23.600
				D:	3.300	3.200	
				E:	8.600	8.500	
				ND:			
15	9157	Joe D'Souza	Xtreme Altitude	Fin:	11.750	11.750	23.500
				D:	3.300	3.300	
				E:	8.450	8.450	
				ND:			
16	9218	Metody Chervenkov	GGA-Suwanee	Fin:	11.600	11.850	23.450
				D:	3.600	3.800	
				E:	8.000	8.050	
				ND:			
17	9216	Wil Getchell	Cartersville Twister	Fin:	12.050	11.350	23.400
				D:	3.300	3.300	
				E:	8.750	8.050	
				ND:			
18T	9210	Malcolm Baytop	Gymnastics Olympica	Fin:	11.450	11.800	23.250
				D:	2.700	2.700	
				E:	8.750	9.100	
				ND:			
18T	9220	Crew Bold	American Twisters	Fin:	10.550	12.700	23.250
				D:	4.000	4.300	
				E:	6.550	8.400	
				ND:			
18T	9234	Sam Roach	GymNation	Fin:	11.650	11.600	23.250
				D:	3.300	3.300	
				E:	8.350	8.300	
				ND:			
21	9149	Erik Engelke	Above The Bar Gym-VA	Fin:	11.500	11.550	23.050
				D:	2.300	2.300	
				E:	9.200	9.250	
				ND:			
22	9142	Zachary Irene	Salto Gymnastics	Fin:	11.200	11.750	22.950
				D:	3.800	3.800	
				E:	7.400	7.950	
				ND:			
23T	9153	Isaac Bast	Foothill Gym	Fin:	11.350	11.550	22.900
				D:	3.200	3.200	
				E:	8.150	8.350	
				ND:			
23T	9154	Carter Lewis	Foothill Gym	Fin:	11.400	11.500	22.900
				D:	3.000	3.000	
				E:	8.400	8.500	
				ND:			

2015 Men's JO Finals

Event Results - Multi

May 5-10, 2015

Page: 3

Printed: 5/13/2015 2:50:38 PM

Men / 9 / JO 13 yrs.

Session: 1-9

#1 = 2015 Men's JO Finals: 100%

#2 = 2015 Men's JO Nationals: 100%



Place	Num	Name	Gym		#2	#1	Score
25	9163	Aidan Giusti	Aim High Acad	Fin:	11.250	11.600	22.850
				D:	3.600	3.600	
				E:	7.650	8.000	
				ND:			
26	9214	Jacob Miller	Monmouth Gym Acad	Fin:	11.200	11.600	22.800
				D:	3.300	3.300	
				E:	7.900	8.300	
				ND:			
27	9223	Donte McKinney	CountrySide Gym	Fin:	11.350	11.400	22.750
				D:	3.900	4.000	
				E:	7.450	7.400	
				ND:			
28	9144	Powell Galt	Head Over Heels Gym	Fin:	10.900	11.800	22.700
				D:	2.700	2.800	
				E:	8.200	9.000	
				ND:			
29T	9207	Tyler Schmidt	MHG	Fin:	11.300	11.300	22.600
				D:	2.400	2.400	
				E:	8.900	8.900	
				ND:			
29T	9219	Quinton Hunt	ACE Gymnastics	Fin:	11.450	11.150	22.600
				D:	2.800	2.600	
				E:	8.650	8.550	
				ND:			
31T	9208	Kyle Burriss	CA Sports Center-RS	Fin:	10.900	11.550	22.450
				D:	3.100	3.000	
				E:	7.800	8.550	
				ND:			
31T	9222	Kameron Nelson	CountrySide Gym	Fin:	10.950	11.500	22.450
				D:	2.400	2.600	
				E:	8.550	8.900	
				ND:			
33	9148	Connor McCool	St. Louis Gym Centre	Fin:	11.050	11.300	22.350
				D:	3.000	3.200	
				E:	8.050	8.100	
				ND:			
34	9231	Austin Jones	St.Charles Gym	Fin:	10.900	11.400	22.300
				D:	3.000	3.000	
				E:	7.900	8.400	
				ND:			
35	9224	Caleb Hickey	Sandhills Gymnastics	Fin:	11.600	10.600	22.200
				D:	3.000	3.000	
				E:	8.600	7.600	
				ND:			
36	9230	Donnevun Banks	Acros Gymnastics	Fin:	11.150	10.800	21.950
				D:	3.500	3.500	
				E:	7.650	7.300	
				ND:			

2015 Men's JO Finals

Event Results - Multi

May 5-10, 2015

Page: 4

Printed: 5/13/2015 2:50:38 PM

Men / 9 / JO 13 yrs.

Session: 1-9

#1 = 2015 Men's JO Finals: 100%

#2 = 2015 Men's JO Nationals: 100%



Place	Num	Name	Gym		#2	#1	Score
37	9212	Thomas Rivera	Cypress Acad Of Gym	Fin:	10.550	10.650	21.200
				D:	2.300	2.300	
				E:	8.250	8.350	
				ND:			