

2015 Men's JO Finals

Meet Results - Multi

May 5-10, 2015

Page: 1
Printed: 5/10/2015 6:01:31 PM

Men / 8 / 12 yrs

Session: 1-8

Judge's Signatures

Rank	Num	Name/Gym								AA
1	8107	Wesley Knudson Danik Gymnastics	Prelims	13.100	12.700	12.100	12.250	13.250	12.300	75.700
			Finals	13.700	12.850	12.150	12.150	12.650	12.000	75.500
				<u>Combined Total:</u>						<u>151.200</u>
2	8133	Noah Giordano 5280 Gym North	Prelims	13.100	12.600	13.000	12.200	11.450	11.900	74.250
			Finals	13.600	12.850	13.150	12.200	12.650	11.650	76.100
				<u>Combined Total:</u>						<u>150.350</u>
3	8113	Donovan Hewitt Fairland Gymnastics	Prelims	12.900	13.100	12.900	12.750	12.850	12.600	77.100
			Finals	12.700	11.500	12.250	12.350	12.400	11.500	72.700
				<u>Combined Total:</u>						<u>149.800</u>
4	8132	Logan Myers 5280 Gym North	Prelims	13.000	12.200	12.800	11.900	12.350	12.400	74.650
			Finals	12.850	12.400	12.250	12.500	12.450	12.400	74.850
				<u>Combined Total:</u>						<u>149.500</u>
5	8188	Andrew Kasper Premier Gym West	Prelims	12.500	13.750	12.700	11.950	12.750	10.950	74.600
			Finals	12.700	13.800	12.750	12.300	12.450	10.850	74.850
				<u>Combined Total:</u>						<u>149.450</u>
6	8135	Max Enis Sterling Gymnastics	Prelims	13.450	13.500	12.200	12.800	12.900	10.250	75.100
			Finals	13.500	13.550	11.100	12.350	12.300	11.350	74.150
				<u>Combined Total:</u>						<u>149.250</u>
7	8191	Brandon Snipe Bartlett Acad Of Gym	Prelims	13.150	12.900	12.050	13.200	10.650	11.350	73.300
			Finals	13.800	12.950	12.700	13.150	12.200	11.100	75.900
				<u>Combined Total:</u>						<u>149.200</u>
8	8194	Alexander Gaber Bartlett Acad Of Gym	Prelims	13.150	12.550	12.450	12.250	12.700	10.650	73.750
			Finals	13.000	12.500	12.700	12.350	13.200	11.500	75.250
				<u>Combined Total:</u>						<u>149.000</u>
9	8119	Ray Bridges 3rd World Xtreme	Prelims	12.800	11.750	12.600	13.450	12.700	10.650	73.950
			Finals	12.250	11.700	12.400	13.700	12.400	11.700	74.150
				<u>Combined Total:</u>						<u>148.100</u>
10	8175	Michael Artlip HGA/GymMasters	Prelims	13.200	12.500	12.650	12.050	12.400	11.500	74.300
			Finals	13.500	12.600	12.250	12.000	11.950	11.450	73.750
				<u>Combined Total:</u>						<u>148.050</u>
11	8185	Ethan Boder Premier Athletics KN	Prelims	12.700	11.750	12.550	12.900	12.700	11.400	74.000
			Finals	13.500	11.900	12.050	12.750	12.350	11.450	74.000
				<u>Combined Total:</u>						<u>148.000</u>
12	8127	Brian Hosmer Michigan Academy	Prelims	12.400	13.700	12.200	11.800	13.200	11.150	74.450
			Finals	13.000	13.550	12.550	12.000	11.950	10.450	73.500
				<u>Combined Total:</u>						<u>147.950</u>
13	8171	Adam Kerwin Metropolitan Gym	Prelims	11.800	13.300	11.500	11.800	12.800	11.950	73.150
			Finals	12.700	12.950	11.450	12.400	12.100	12.950	74.550
				<u>Combined Total:</u>						<u>147.700</u>

2015 Men's JO Finals

Meet Results - Multi

May 5-10, 2015

Page: 2
Printed: 5/10/2015 6:01:31 PM

Men / 8 / 12 yrs

Session: 1-8

Rank	Num	Name/Gym								AA
14	8167	Blake Tingzon Gymnastics Olympica	Prelims Finals	11.950 13.200	12.800 12.700	11.850 11.400	12.000 12.900	12.100 12.550	11.950 12.000	72.650 74.750
				<u>Combined Total:</u>						<u>147.400</u>
15	8131	Mark Detrick 5280 Gym North	Prelims Finals	12.850 13.300	13.050 14.050	12.450 11.750	10.750 12.150	12.500 12.050	11.850 10.450	73.450 73.750
				<u>Combined Total:</u>						<u>147.200</u>
16	8174	Joseph Graham Cypress Acad Of Gym	Prelims Finals	13.200 13.400	13.450 13.450	11.850 11.700	11.850 11.750	12.500 12.400	10.900 10.700	73.750 73.400
				<u>Combined Total:</u>						<u>147.150</u>
17	8189	Tristan Cruz Premier Gym West	Prelims Finals	12.950 12.400	12.750 11.850	12.100 12.050	11.550 13.200	12.500 12.650	11.250 11.600	73.100 73.750
				<u>Combined Total:</u>						<u>146.850</u>
18	8166	Dylan West Scamps Gymnastics	Prelims Finals	12.500 12.300	11.900 12.300	13.400 13.250	11.500 11.350	12.550 12.700	11.550 11.350	73.400 73.250
				<u>Combined Total:</u>						<u>146.650</u>
19	8106	Jacob Becchetti Aspire Jr.Sun Devils	Prelims Finals	12.600 12.900	12.950 13.300	11.700 11.800	11.950 12.000	12.550 12.250	11.000 11.550	72.750 73.800
				<u>Combined Total:</u>						<u>146.550</u>
20	8130	Jack Spurlock 5280 Gym North	Prelims Finals	13.050 11.850	12.750 12.650	12.550 12.400	12.400 12.200	12.550 12.250	10.650 11.250	73.950 72.600
				<u>Combined Total:</u>						<u>146.550</u>
21	8173	Kaeson Middleton Bart Conner Gym Acad	Prelims Finals	11.700 12.300	12.950 13.000	13.100 11.500	11.800 11.700	12.900 12.250	11.000 12.000	73.450 72.750
				<u>Combined Total:</u>						<u>146.200</u>
22	8126	Dylan Weiss Geddert's Twisters	Prelims Finals	12.950 12.400	12.800 13.000	12.000 11.400	11.700 11.900	12.400 12.050	11.350 11.550	73.200 72.300
				<u>Combined Total:</u>						<u>145.500</u>
23	8116	Connor Gallagher World Cup Gymnastics	Prelims Finals	13.100 12.800	12.800 12.800	12.050 11.650	11.600 11.900	11.550 11.700	11.450 11.250	72.550 72.100
				<u>Combined Total:</u>						<u>144.650</u>
24	8104	Michael Konle Swiss Turners Gym	Prelims Finals	12.700 11.950	11.100 12.000	12.400 12.700	12.450 12.300	12.200 10.450	11.550 11.450	72.400 70.850
				<u>Combined Total:</u>						<u>143.250</u>
25	8112	Zyler Powers Paragon Gym	Prelims Finals	13.000 13.450	9.750 __.	12.200 12.150	13.200 12.950	12.850 12.500	10.650 __.	71.650 51.050
				<u>Combined Total:</u>						<u>122.700</u>
26	8134	Matthew Travaglini Gymnastics And More	Prelims Finals	13.500 13.800	12.050 __.	12.150 12.400	10.900 __.	13.100 12.900	10.200 __.	71.900 39.100
				<u>Combined Total:</u>						<u>111.000</u>

2015 Men's JO Finals







Meet Results - Multi

May 5-10, 2015

Page: 3
Printed: 5/10/2015 6:01:31 PM

Men / 8 / 12 yrs

Session: 1-8

Rank	Num	Name/Gym								AA
27	8123	Shion Aizawa Harpeth Gymnastics	Prelims Finals	13.000 12.450	12.650 12.450	11.950 ___	11.350 ___	12.650 12.750	10.650 ___	72.250 37.650
				Combined Total:						109.900
28	8178	Jason Potterton Monmouth Gym Acad	Prelims Finals	12.950 12.350	13.600 13.850	11.350 ___	11.700 ___	12.700 11.500	9.800 ___	72.100 37.700
				Combined Total:						109.800
29	8192	Brandon Nyborg Bartlett Acad Of Gym	Prelims Finals	12.300 ___	10.250 ___	13.200 12.650	11.900 ___	12.850 12.350	11.350 11.800	71.850 36.800
				Combined Total:						108.650
30	8186	Zachary English Palmetto Gymnastics	Prelims Finals	13.250 12.800	11.800 ___	12.350 13.050	11.600 ___	11.350 ___	11.050 11.250	71.400 37.100
				Combined Total:						108.500
31	8115	Cannon Johnson US Gymnastics DC	Prelims Finals	12.750 ___	12.650 12.950	10.350 ___	12.600 12.300	11.500 ___	11.300 11.800	71.150 37.050
				Combined Total:						108.200
32	8177	Michael Daly Monmouth Gym Acad	Prelims Finals	11.700 ___	12.200 ___	11.800 ___	12.050 10.650	13.100 13.100	11.450 11.500	72.300 35.250
				Combined Total:						107.550
33	8179	Logan McGlynn World Class Gym- NY	Prelims Finals	13.050 11.900	11.000 ___	12.000 12.050	12.800 12.700	10.800 ___	10.450 ___	70.100 36.650
				Combined Total:						106.750
34	8120	Juan Gomez Trousdel Gym CTR	Prelims Finals	11.950 ___	11.700 ___	12.100 11.950	10.750 ___	12.850 12.950	11.250 11.150	70.600 36.050
				Combined Total:						106.650
35	8101	Brennan Keogh Minnesota Valley Gym	Prelims Finals	12.900 12.000	11.900 ___	12.350 11.850	12.150 11.800	12.550 ___	8.650 ___	70.500 35.650
				Combined Total:						106.150
36	8196	Brandon Lee Granite State Gym	Prelims Finals	11.650 ___	12.500 11.700	11.650 ___	11.150 ___	12.900 11.500	11.100 10.700	70.950 33.900
				Combined Total:						104.850
37	8187	Tyler Selvaggi Buffalo Grove	Prelims Finals	11.900 ___	13.600 13.550	11.650 ___	11.750 ___	12.900 13.100	10.200 ___	72.000 26.650
				Combined Total:						98.650
38	8110	Kieran Clark KMC Gymnastics	Prelims Finals	12.950 13.050	12.450 ___	11.600 ___	12.550 12.700	12.050 ___	10.650 ___	72.250 25.750
				Combined Total:						98.000
39	8190	Ty Wainwright Premier Gym West	Prelims Finals	13.050 12.900	13.250 13.450	11.750 ___	11.350 ___	12.450 ___	9.650 ___	71.500 26.350
				Combined Total:						97.850

2015 Men's JO Finals

Meet Results - Multi

May 5-10, 2015

Page: 4
Printed: 5/10/2015 6:01:31 PM

Men / 8 / 12 yrs

Session: 1-8

Rank	Num	Name/Gym								AA
40	8129	Ben Roesener 5280 Gym South	Prelims Finals	12.450 ___	11.550 ___	12.650 12.850	11.200 ___	13.000 12.800	10.150 ___	71.000 25.650
				<u>Combined Total:</u>						<u>96.650</u>
41	8170	Evan Young West Coast Olympia	Prelims Finals	12.650 ___	12.850 11.950	11.900 ___	11.050 ___	12.000 ___	11.750 12.000	72.200 23.950
				<u>Combined Total:</u>						<u>96.150</u>
42	8195	Jake Ford DeVeau's School	Prelims Finals	12.650 ___	12.150 ___	12.200 11.700	11.700 ___	12.600 12.150	10.900 ___	72.200 23.850
				<u>Combined Total:</u>						<u>96.050</u>
43	8109	Ronan McQuillan Champion Gym Texas	Prelims Finals	12.900 12.000	12.950 13.100	11.200 ___	11.550 ___	11.500 ___	10.300 ___	70.400 25.100
				<u>Combined Total:</u>						<u>95.500</u>
44	8176	Phillip Myers WOGA Plano	Prelims Finals	12.900 12.050	12.050 ___	12.250 11.500	11.650 ___	12.400 ___	10.350 ___	71.600 23.550
				<u>Combined Total:</u>						<u>95.150</u>
45	8182	Davidson Oberste Gym Force	Prelims Finals	12.600 ___	12.500 12.650	11.900 ___	11.850 ___	12.600 11.150	9.750 ___	71.200 23.800
				<u>Combined Total:</u>						<u>95.000</u>
46	8122	Michael Kelly Foothill Gym	Prelims Finals	13.100 13.100	11.950 ___	11.700 ___	11.100 ___	11.650 ___	10.950 11.250	70.450 24.350
				<u>Combined Total:</u>						<u>94.800</u>
47	8118	Martin Griffin World Xtreme	Prelims Finals	12.400 ___	11.200 ___	12.150 11.950	12.050 12.350	12.100 ___	10.150 ___	70.050 24.300
				<u>Combined Total:</u>						<u>94.350</u>
48	8165	Ethan Silverman MHG	Prelims Finals	13.050 12.700	12.200 ___	10.600 ___	12.050 11.400	12.050 ___	10.100 ___	70.050 24.100
				<u>Combined Total:</u>						<u>94.150</u>
49	8100	Ryan McMaster Cahoy's Gym TC	Prelims Finals	12.700 ___	11.750 ___	11.350 ___	12.100 11.150	11.600 ___	11.350 11.300	70.850 22.450
				<u>Combined Total:</u>						<u>93.300</u>
50	8117	Braden Hester Gym Acad Of Atlanta	Prelims Finals	12.900 12.750	12.500 11.400	11.050 ___	10.850 ___	11.100 ___	7.950 ___	66.350 24.150
				<u>Combined Total:</u>						<u>90.500</u>
51	8105	Quinn McClure Swiss Turners Gym	Prelims Finals	12.400 ___	12.800 12.950	11.350 ___	11.350 ___	12.350 ___	10.500 ___	70.750 12.950
				<u>Combined Total:</u>						<u>83.700</u>
52	8124	Nicholas Hensley Harpeth Gymnastics	Prelims Finals	12.100 ___	12.100 ___	11.950 ___	11.600 ___	12.550 ___	11.150 11.350	71.450 11.350
				<u>Combined Total:</u>						<u>82.800</u>

2015 Men's JO Finals







Meet Results - Multi

May 5-10, 2015

Page: 5
Printed: 5/10/2015 6:01:31 PM

Men / 8 / 12 yrs

Session: 1-8

Rank	Num	Name/Gym								AA
53	8181	Jack Silvestar Cobb Challengers	Prelims Finals	11.600 —.—	12.150 —.—	11.150 —.—	12.550 12.150	12.400 —.—	10.500 —.—	70.350 12.150
				<u>Combined Total:</u>						<u>82.500</u>
54	8180	Ethan Lee GGA-Suwanee	Prelims Finals	12.500 —.—	12.150 —.—	11.500 —.—	12.200 10.950	12.300 —.—	10.800 —.—	71.450 10.950
				<u>Combined Total:</u>						<u>82.400</u>
55	8234	Colin Milson Ridgewood Gym	Prelims Finals	12.700 —.—	12.200 —.—	12.200 11.650	11.550 —.—	11.300 —.—	10.750 —.—	70.700 11.650
				<u>Combined Total:</u>						<u>82.350</u>
56	8114	Jonathan Sherman Surgent's Elite Gym	Prelims Finals	11.900 —.—	12.700 12.800	11.000 —.—	10.550 —.—	11.700 —.—	10.750 —.—	68.600 12.800
				<u>Combined Total:</u>						<u>81.400</u>
57	8121	Jason Abreu Prestige Gym- FL	Prelims Finals	12.650 —.—	11.150 —.—	11.750 —.—	12.250 10.600	12.200 —.—	10.300 —.—	70.300 10.600
				<u>Combined Total:</u>						<u>80.900</u>
58	8172	Juanito Kresl Oregon Gym Acad	Prelims Finals	12.850 —.—	11.500 —.—	11.200 —.—	10.950 —.—	10.850 —.—	11.100 11.850	68.450 11.850
				<u>Combined Total:</u>						<u>80.300</u>
59	8168	Benjamin Lightfoot SCATS Gymnastics	Prelims Finals	12.650 —.—	12.100 —.—	11.950 —.—	12.150 11.400	11.250 —.—	8.350 —.—	68.450 11.400
				<u>Combined Total:</u>						<u>79.850</u>
60	8193	Mark Liebenow Bartlett Acad Of Gym	Prelims Finals	11.650 —.—	11.300 —.—	10.350 —.—	11.550 —.—	11.200 —.—	11.000 11.700	67.050 11.700
				<u>Combined Total:</u>						<u>78.750</u>

2015 Men's JO Finals

Event Results - Multi

May 5-10, 2015

Page: 1
Printed: 5/10/2015 6:02:48 PM

Men / 8 / 12 yrs

Session: 1-8

#1 = 2015 Men's JO Finals: 100%

#2 = 2015 Men's JO Nationals: 100%



Place	Num	Name	Gym		#2	#1	Score
1	8134	Matthew Travaglini	Gymnastics And More	Fin:	13.500	13.800	27.300
				D:	4.200	4.200	
				E:	9.300	9.600	
				ND:			
2T	8135	Max Enis	Sterling Gymnastics	Fin:	13.450	13.500	26.950
				D:	4.200	4.200	
				E:	9.250	9.300	
				ND:			
2T	8191	Brandon Snipe	Bartlett Acad Of Gym	Fin:	13.150	13.800	26.950
				D:	4.100	4.300	
				E:	9.050	9.500	
				ND:			
4	8107	Wesley Knudson	Danik Gymnastics	Fin:	13.100	13.700	26.800
				D:	3.800	4.000	
				E:	9.300	9.700	
				ND:			
5T	8133	Noah Giordano	5280 Gym North	Fin:	13.100	13.600	26.700
				D:	4.100	4.300	
				E:	9.000	9.300	
				ND:			
5T	8175	Michael Artlip	HGA/GymMasters	Fin:	13.200	13.500	26.700
				D:	3.900	4.100	
				E:	9.300	9.400	
				ND:			
7	8174	Joseph Graham	Cypress Acad Of Gym	Fin:	13.200	13.400	26.600
				D:	4.000	4.000	
				E:	9.200	9.400	
				ND:			
8	8112	Zyler Powers	Paragon Gym	Fin:	13.000	13.450	26.450
				D:	4.000	4.000	
				E:	9.500	9.450	
				ND:	-0.500		
9T	8122	Michael Kelly	Foothill Gym	Fin:	13.100	13.100	26.200
				D:	3.700	3.700	
				E:	9.400	9.400	
				ND:			
9T	8185	Ethan Boder	Premier Athletics KN	Fin:	12.700	13.500	26.200
				D:	4.100	4.300	
				E:	8.600	9.200	
				ND:			
11T	8131	Mark Detrick	5280 Gym North	Fin:	12.850	13.300	26.150
				D:	3.900	4.100	
				E:	8.950	9.200	
				ND:			
11T	8194	Alexander Gaber	Bartlett Acad Of Gym	Fin:	13.150	13.000	26.150
				D:	4.000	4.000	
				E:	9.150	9.000	
				ND:			

2015 Men's JO Finals

Event Results - Multi

May 5-10, 2015

Page: 2

Printed: 5/10/2015 6:02:48 PM

Men / 8 / 12 yrs

Session: 1-8

#1 = 2015 Men's JO Finals: 100%

#2 = 2015 Men's JO Nationals: 100%



Place	Num	Name	Gym		#2	#1	Score
13	8186	Zachary English	Palmetto Gymnastics	Fin:	13.250	12.800	26.050
				D:	3.800	3.600	
				E:	9.450	9.200	
				ND:			
14	8110	Kieran Clark	KMC Gymnastics	Fin:	12.950	13.050	26.000
				D:	4.100	4.000	
				E:	8.850	9.050	
				ND:			
15	8190	Ty Wainwright	Premier Gym West	Fin:	13.050	12.900	25.950
				D:	3.800	3.600	
				E:	9.250	9.300	
				ND:			
16	8116	Connor Gallagher	World Cup Gymnastics	Fin:	13.100	12.800	25.900
				D:	3.400	3.200	
				E:	9.700	9.600	
				ND:			
17	8132	Logan Myers	5280 Gym North	Fin:	13.000	12.850	25.850
				D:	3.900	3.900	
				E:	9.100	8.950	
				ND:			
18	8165	Ethan Silverman	MHG	Fin:	13.050	12.700	25.750
				D:	4.000	4.000	
				E:	9.050	8.700	
				ND:			
19	8117	Braden Hester	Gym Acad Of Atlanta	Fin:	12.900	12.750	25.650
				D:	3.700	3.600	
				E:	9.200	9.150	
				ND:			
20	8113	Donovan Hewitt	Fairland Gymnastics	Fin:	12.900	12.700	25.600
				D:	3.600	3.400	
				E:	9.300	9.300	
				ND:			
21	8106	Jacob Becchetti	Aspire Jr.Sun Devils	Fin:	12.600	12.900	25.500
				D:	3.500	3.700	
				E:	9.100	9.200	
				ND:			
22	8123	Shion Aizawa	Harpeth Gymnastics	Fin:	13.000	12.450	25.450
				D:	3.900	3.900	
				E:	9.100	8.550	
				ND:			
23	8127	Brian Hosmer	Michigan Academy	Fin:	12.400	13.000	25.400
				D:	3.400	3.800	
				E:	9.000	9.200	
				ND:			
24T	8126	Dylan Weiss	Geddert's Twistars	Fin:	12.950	12.400	25.350
				D:	3.600	3.400	
				E:	9.350	9.000	
				ND:			

2015 Men's JO Finals

Event Results - Multi

May 5-10, 2015

#1 = 2015 Men's JO Finals: 100%

#2 = 2015 Men's JO Nationals: 100%



Place	Num	Name	Gym		#2	#1	Score
24T	8189	Tristan Cruz	Premier Gym West	Fin:	12.950	12.400	25.350
				D:	3.500	3.300	
				E:	9.450	9.100	
				ND:			
26	8178	Jason Potterton	Monmouth Gym Acad	Fin:	12.950	12.350	25.300
				D:	3.900	3.700	
				E:	9.050	8.650	
				ND:			
27	8188	Andrew Kasper	Premier Gym West	Fin:	12.500	12.700	25.200
				D:	3.600	3.600	
				E:	8.900	9.100	
				ND:			
28	8167	Blake Tingzon	Gymnastics Olympica	Fin:	11.950	13.200	25.150
				D:	3.600	3.900	
				E:	8.350	9.300	
				ND:			
29	8119	Ray Bridges 3rd	World Xtreme	Fin:	12.800	12.250	25.050
				D:	3.900	3.900	
				E:	8.900	8.350	
				ND:			
30T	8176	Phillip Myers	WOGA Plano	Fin:	12.900	12.050	24.950
				D:	3.800	3.600	
				E:	9.100	8.450	
				ND:			
30T	8179	Logan McGlynn	World Class Gym- NY	Fin:	13.050	11.900	24.950
				D:	4.000	4.000	
				E:	9.050	7.900	
				ND:			
32T	8130	Jack Spurlock	5280 Gym North	Fin:	13.050	11.850	24.900
				D:	4.100	4.000	
				E:	8.950	8.150	
				ND:		-0.300	
32T	8101	Brennan Keogh	Minnesota Valley Gym	Fin:	12.900	12.000	24.900
				D:	3.600	3.200	
				E:	9.300	8.800	
				ND:			
32T	8109	Ronan McQuillan	Champion Gym Texas	Fin:	12.900	12.000	24.900
				D:	3.600	3.200	
				E:	9.300	8.800	
				ND:			
35	8166	Dylan West	Scamps Gymnastics	Fin:	12.500	12.300	24.800
				D:	3.700	3.700	
				E:	8.800	8.600	
				ND:			
36	8104	Michael Konle	Swiss Turners Gym	Fin:	12.700	11.950	24.650
				D:	4.000	4.000	
				E:	8.700	7.950	
				ND:			

2015 Men's JO Finals

Event Results - Multi

May 5-10, 2015

Page: 4
Printed: 5/10/2015 6:02:48 PM

Men / 8 / 12 yrs

Session: 1-8

#1 = 2015 Men's JO Finals: 100%

#2 = 2015 Men's JO Nationals: 100%



Place	Num	Name	Gym		#2	#1	Score
37	8171	Adam Kerwin	Metropolitan Gym	Fin:	11.800	12.700	24.500
				D:	2.800	3.700	
				E:	9.000	9.000	
				ND:			
38	8173	Kaeson Middleton	Bart Conner Gym Acad	Fin:	11.700	12.300	24.000
				D:	3.400	3.600	
				E:	8.300	8.700	
				ND:			

2015 Men's JO Finals

Event Results - Multi

May 5-10, 2015

Page: 1
Printed: 5/10/2015 6:02:52 PM

Men / 8 / 12 yrs

Session: 1-8

#1 = 2015 Men's JO Finals: 100%

#2 = 2015 Men's JO Nationals: 100%



Place	Num	Name	Gym		#2	#1	Score
1	8188	Andrew Kasper	Premier Gym West	Fin:	13.750	13.800	27.550
				D:	4.400	4.900	
				E:	9.350	8.900	
				ND:			
2	8178	Jason Potterton	Monmouth Gym Acad	Fin:	13.600	13.850	27.450
				D:	4.100	4.400	
				E:	9.500	9.450	
				ND:			
3	8127	Brian Hosmer	Michigan Academy	Fin:	13.700	13.550	27.250
				D:	4.200	4.300	
				E:	9.500	9.250	
				ND:			
4	8187	Tyler Selvaggi	Buffalo Grove	Fin:	13.600	13.550	27.150
				D:	4.300	4.300	
				E:	9.300	9.250	
				ND:			
5	8131	Mark Detrick	5280 Gym North	Fin:	13.050	14.050	27.100
				D:	4.300	4.600	
				E:	8.750	9.450	
				ND:			
6	8135	Max Enis	Sterling Gymnastics	Fin:	13.500	13.550	27.050
				D:	4.100	4.200	
				E:	9.400	9.350	
				ND:			
7	8174	Joseph Graham	Cypress Acad Of Gym	Fin:	13.450	13.450	26.900
				D:	4.100	4.100	
				E:	9.350	9.350	
				ND:			
8	8190	Ty Wainwright	Premier Gym West	Fin:	13.250	13.450	26.700
				D:	4.500	4.500	
				E:	8.750	8.950	
				ND:			
9T	8106	Jacob Becchetti	Aspire Jr.Sun Devils	Fin:	12.950	13.300	26.250
				D:	3.900	4.100	
				E:	9.050	9.200	
				ND:			
9T	8171	Adam Kerwin	Metropolitan Gym	Fin:	13.300	12.950	26.250
				D:	4.100	4.000	
				E:	9.200	8.950	
				ND:			
11	8109	Ronan McQuillan	Champion Gym Texas	Fin:	12.950	13.100	26.050
				D:	4.000	4.000	
				E:	8.950	9.100	
				ND:			
12	8173	Kaeson Middleton	Bart Conner Gym Acad	Fin:	12.950	13.000	25.950
				D:	4.000	4.000	
				E:	8.950	9.000	
				ND:			

2015 Men's JO Finals

Event Results - Multi

May 5-10, 2015

Page: 2

Printed: 5/10/2015 6:02:52 PM

Men / 8 / 12 yrs

Session: 1-8

#1 = 2015 Men's JO Finals: 100%

#2 = 2015 Men's JO Nationals: 100%



Place	Num	Name	Gym		#2	#1	Score
13	8191	Brandon Snipe	Bartlett Acad Of Gym	Fin:	12.900	12.950	25.850
				D:	3.900	4.000	
				E:	9.000	8.950	
				ND:			
14	8126	Dylan Weiss	Geddert's Twistars	Fin:	12.800	13.000	25.800
				D:	4.300	4.200	
				E:	8.500	8.800	
				ND:			
15	8105	Quinn McClure	Swiss Turners Gym	Fin:	12.800	12.950	25.750
				D:	4.100	4.100	
				E:	8.700	8.850	
				ND:			
16T	8116	Connor Gallagher	World Cup Gymnastics	Fin:	12.800	12.800	25.600
				D:	3.700	3.700	
				E:	9.100	9.100	
				ND:			
16T	8115	Cannon Johnson	US Gymnastics DC	Fin:	12.650	12.950	25.600
				D:	4.200	4.300	
				E:	8.450	8.650	
				ND:			
18	8107	Wesley Knudson	Danik Gymnastics	Fin:	12.700	12.850	25.550
				D:	3.400	3.500	
				E:	9.300	9.350	
				ND:			
19T	8114	Jonathan Sherman	Surgent's Elite Gym	Fin:	12.700	12.800	25.500
				D:	3.700	3.700	
				E:	9.000	9.100	
				ND:			
19T	8167	Blake Tingzon	Gymnastics Olympica	Fin:	12.800	12.700	25.500
				D:	3.800	3.800	
				E:	9.000	8.900	
				ND:			
21	8133	Noah Giordano	5280 Gym North	Fin:	12.600	12.850	25.450
				D:	4.100	4.100	
				E:	8.500	8.750	
				ND:			
22	8130	Jack Spurlock	5280 Gym North	Fin:	12.750	12.650	25.400
				D:	4.200	4.200	
				E:	8.550	8.450	
				ND:			
23	8182	Davidson Oberste	Gym Force	Fin:	12.500	12.650	25.150
				D:	3.500	3.700	
				E:	9.000	8.950	
				ND:			
24T	8175	Michael Artlip	HGA/GymMasters	Fin:	12.500	12.600	25.100
				D:	3.800	4.000	
				E:	8.700	8.600	
				ND:			

2015 Men's JO Finals

Event Results - Multi

May 5-10, 2015

#1 = 2015 Men's JO Finals: 100%

#2 = 2015 Men's JO Nationals: 100%



Place	Num	Name	Gym		#2	#1	Score
24T	8123	Shion Aizawa	Harpeth Gymnastics	Fin:	12.650	12.450	25.100
				D:	4.100	4.100	
				E:	8.550	8.350	
				ND:			
26	8194	Alexander Gaber	Bartlett Acad Of Gym	Fin:	12.550	12.500	25.050
				D:	3.900	3.900	
				E:	8.650	8.600	
				ND:			
27	8170	Evan Young	West Coast Olympia	Fin:	12.850	11.950	24.800
				D:	3.800	4.000	
				E:	9.050	7.950	
				ND:			
28T	8113	Donovan Hewitt	Fairland Gymnastics	Fin:	13.100	11.500	24.600
				D:	4.000	3.800	
				E:	9.100	7.700	
				ND:			
28T	8189	Tristan Cruz	Premier Gym West	Fin:	12.750	11.850	24.600
				D:	4.100	4.100	
				E:	8.650	7.750	
				ND:			
28T	8132	Logan Myers	5280 Gym North	Fin:	12.200	12.400	24.600
				D:	4.000	4.000	
				E:	8.200	8.400	
				ND:			
31T	8166	Dylan West	Scamps Gymnastics	Fin:	11.900	12.300	24.200
				D:	3.700	3.900	
				E:	8.200	8.400	
				ND:			
31T	8196	Brandon Lee	Granite State Gym	Fin:	12.500	11.700	24.200
				D:	4.600	4.600	
				E:	7.900	7.100	
				ND:			
33	8117	Braden Hester	Gym Acad Of Atlanta	Fin:	12.500	11.400	23.900
				D:	3.700	4.000	
				E:	8.800	7.400	
				ND:			
34	8185	Ethan Boder	Premier Athletics KN	Fin:	11.750	11.900	23.650
				D:	3.300	3.400	
				E:	8.450	8.500	
				ND:			
35	8119	Ray Bridges 3rd	World Xtreme	Fin:	11.750	11.700	23.450
				D:	3.700	3.400	
				E:	8.050	8.300	
				ND:			
36	8104	Michael Konle	Swiss Turners Gym	Fin:	11.100	12.000	23.100
				D:	3.100	3.200	
				E:	8.000	8.800	
				ND:			

2015 Men's JO Finals

Event Results - Multi

May 5-10, 2015

Page: 1
Printed: 5/10/2015 6:02:57 PM

Men / 8 / 12 yrs

Session: 1-8

#1 = 2015 Men's JO Finals: 100%

#2 = 2015 Men's JO Nationals: 100%



Place	Num	Name	Gym		#2	#1	Score
1	8166	Dylan West	Scamps Gymnastics	Fin:	13.400	13.250	26.650
				D:	3.900	3.900	
				E:	9.500	9.350	
				ND:			
2	8133	Noah Giordano	5280 Gym North	Fin:	13.000	13.150	26.150
				D:	3.800	3.900	
				E:	9.200	9.250	
				ND:			
3	8192	Brandon Nyborg	Bartlett Acad Of Gym	Fin:	13.200	12.650	25.850
				D:	4.000	3.700	
				E:	9.200	8.950	
				ND:			
4	8129	Ben Roesener	5280 Gym South	Fin:	12.650	12.850	25.500
				D:	3.400	3.400	
				E:	9.250	9.450	
				ND:			
5	8188	Andrew Kasper	Premier Gym West	Fin:	12.700	12.750	25.450
				D:	3.300	3.300	
				E:	9.400	9.450	
				ND:			
6	8186	Zachary English	Palmetto Gymnastics	Fin:	12.350	13.050	25.400
				D:	3.500	3.700	
				E:	8.850	9.350	
				ND:			
7T	8113	Donovan Hewitt	Fairland Gymnastics	Fin:	12.900	12.250	25.150
				D:	3.400	3.100	
				E:	9.500	9.150	
				ND:			
7T	8194	Alexander Gaber	Bartlett Acad Of Gym	Fin:	12.450	12.700	25.150
				D:	3.600	3.600	
				E:	8.850	9.100	
				ND:			
9	8104	Michael Konle	Swiss Turners Gym	Fin:	12.400	12.700	25.100
				D:	3.300	3.500	
				E:	9.100	9.200	
				ND:			
10	8132	Logan Myers	5280 Gym North	Fin:	12.800	12.250	25.050
				D:	3.800	3.500	
				E:	9.000	8.750	
				ND:			
11	8119	Ray Bridges 3rd	World Xtreme	Fin:	12.600	12.400	25.000
				D:	3.500	3.500	
				E:	9.100	8.900	
				ND:			
12	8130	Jack Spurlock	5280 Gym North	Fin:	12.550	12.400	24.950
				D:	3.800	3.600	
				E:	8.750	8.800	
				ND:			

2015 Men's JO Finals

Event Results - Multi

May 5-10, 2015

Page: 2

Printed: 5/10/2015 6:02:57 PM

Men / 8 / 12 yrs

Session: 1-8

#1 = 2015 Men's JO Finals: 100%

#2 = 2015 Men's JO Nationals: 100%



Place	Num	Name	Gym		#2	#1	Score
13	8175	Michael Artlip	HGA/GymMasters	Fin:	12.650	12.250	24.900
				D:	3.400	3.200	
				E:	9.250	9.050	
				ND:			
14T	8127	Brian Hosmer	Michigan Academy	Fin:	12.200	12.550	24.750
				D:	3.900	4.100	
				E:	8.300	8.450	
				ND:			
14T	8191	Brandon Snipe	Bartlett Acad Of Gym	Fin:	12.050	12.700	24.750
				D:	3.200	3.500	
				E:	8.850	9.200	
				ND:			
16T	8173	Kaeson Middleton	Bart Conner Gym Acad	Fin:	13.100	11.500	24.600
				D:	3.600	3.200	
				E:	9.500	8.300	
				ND:			
16T	8185	Ethan Boder	Premier Athletics KN	Fin:	12.550	12.050	24.600
				D:	3.400	3.500	
				E:	9.150	8.550	
				ND:			
18	8134	Matthew Travaglini	Gymnastics And More	Fin:	12.150	12.400	24.550
				D:	2.800	3.000	
				E:	9.350	9.400	
				ND:			
19	8112	Zyler Powers	Paragon Gym	Fin:	12.200	12.150	24.350
				D:	3.100	3.200	
				E:	9.100	8.950	
				ND:			
20	8107	Wesley Knudson	Danik Gymnastics	Fin:	12.100	12.150	24.250
				D:	2.600	2.600	
				E:	9.500	9.550	
				ND:			
21T	8101	Brennan Keogh	Minnesota Valley Gym	Fin:	12.350	11.850	24.200
				D:	3.100	2.900	
				E:	9.250	8.950	
				ND:			
21T	8131	Mark Detrick	5280 Gym North	Fin:	12.450	11.750	24.200
				D:	3.800	3.700	
				E:	8.650	8.050	
				ND:			
23	8189	Tristan Cruz	Premier Gym West	Fin:	12.100	12.050	24.150
				D:	3.100	3.100	
				E:	9.000	8.950	
				ND:			
24	8118	Martin Griffin	World Xtreme	Fin:	12.150	11.950	24.100
				D:	2.600	2.600	
				E:	9.550	9.350	
				ND:			

2015 Men's JO Finals

Event Results - Multi

May 5-10, 2015

Page: 3

Printed: 5/10/2015 6:02:57 PM

Men / 8 / 12 yrs

Session: 1-8

#1 = 2015 Men's JO Finals: 100%

#2 = 2015 Men's JO Nationals: 100%



Place	Num	Name	Gym		#2	#1	Score
25T	8120	Juan Gomez	Trousdell Gym CTR	Fin:	12.100	11.950	24.050
				D:	3.300	3.300	
				E:	8.800	8.650	
				ND:			
25T	8179	Logan McGlynn	World Class Gym- NY	Fin:	12.000	12.050	24.050
				D:	3.200	3.200	
				E:	8.800	8.850	
				ND:			
27	8195	Jake Ford	DeVeau's School	Fin:	12.200	11.700	23.900
				D:	2.900	2.700	
				E:	9.300	9.000	
				ND:			
28	8234	Colin Milson	Ridgewood Gym	Fin:	12.200	11.650	23.850
				D:	3.400	3.500	
				E:	8.800	8.150	
				ND:			
29	8176	Phillip Myers	WOGA Plano	Fin:	12.250	11.500	23.750
				D:	3.300	3.100	
				E:	8.950	8.400	
				ND:			
30	8116	Connor Gallagher	World Cup Gymnastics	Fin:	12.050	11.650	23.700
				D:	2.700	2.500	
				E:	9.350	9.150	
				ND:			
31	8174	Joseph Graham	Cypress Acad Of Gym	Fin:	11.850	11.700	23.550
				D:	2.500	2.500	
				E:	9.350	9.200	
				ND:			
32	8106	Jacob Becchetti	Aspire Jr.Sun Devils	Fin:	11.700	11.800	23.500
				D:	2.200	2.200	
				E:	9.500	9.600	
				ND:			
33	8126	Dylan Weiss	Geddert's Twistars	Fin:	12.000	11.400	23.400
				D:	3.500	3.300	
				E:	8.500	8.100	
				ND:			
34	8135	Max Enis	Sterling Gymnastics	Fin:	12.200	11.100	23.300
				D:	3.300	3.300	
				E:	8.900	7.800	
				ND:			
35	8167	Blake Tingzon	Gymnastics Olympica	Fin:	11.850	11.400	23.250
				D:	2.300	2.100	
				E:	9.550	9.300	
				ND:			
36	8171	Adam Kerwin	Metropolitan Gym	Fin:	11.500	11.450	22.950
				D:	2.000	2.000	
				E:	9.500	9.450	
				ND:			

2015 Men's JO Finals

Event Results - Multi

May 5-10, 2015

Page: 1
Printed: 5/10/2015 6:03:02 PM

Men / 8 / 12 yrs

Session: 1-8

#1 = 2015 Men's JO Finals: 100%

#2 = 2015 Men's JO Nationals: 100%



Place	Num	Name	Gym		#2	#1	Score
1	8119	Ray Bridges 3rd	World Xtreme	Fin:	13.450	13.700	27.150
				D:	4.400	4.400	
				E:	9.050	9.300	
				ND:	/	/	
2	8191	Brandon Snipe	Bartlett Acad Of Gym	Fin:	13.200	13.150	26.350
				D:	3.800	3.800	
				E:	9.400	9.350	
				ND:	/	/	
3	8112	Zyler Powers	Paragon Gym	Fin:	13.200	12.950	26.150
				D:	3.600	3.600	
				E:	9.600	9.350	
				ND:	/	/	
4	8185	Ethan Boder	Premier Athletics KN	Fin:	12.900	12.750	25.650
				D:	3.600	3.600	
				E:	9.300	9.150	
				ND:	/	/	
5	8179	Logan McGlynn	World Class Gym- NY	Fin:	12.800	12.700	25.500
				D:	3.600	3.600	
				E:	9.200	9.200	
				ND:	/	-0.100/	
6	8110	Kieran Clark	KMC Gymnastics	Fin:	12.550	12.700	25.250
				D:	3.600	3.600	
				E:	8.950	9.100	
				ND:	/	/	
7	8135	Max Enis	Sterling Gymnastics	Fin:	12.800	12.350	25.150
				D:	3.600	3.600	
				E:	9.300	8.850	
				ND:	-0.100/	-0.100/	
8	8113	Donovan Hewitt	Fairland Gymnastics	Fin:	12.750	12.350	25.100
				D:	3.600	3.600	
				E:	9.150	8.750	
				ND:	/	/	
9T	8115	Cannon Johnson	US Gymnastics DC	Fin:	12.600	12.300	24.900
				D:	3.600	3.000	
				E:	9.000	9.300	
				ND:	/	/	
9T	8167	Blake Tingzon	Gymnastics Olympica	Fin:	12.000	12.900	24.900
				D:	3.600	3.600	
				E:	8.700	9.400	
				ND:	-0.300/	-0.100/	
11T	8104	Michael Konle	Swiss Turners Gym	Fin:	12.450	12.300	24.750
				D:	3.600	3.600	
				E:	8.850	8.700	
				ND:	/	/	
11T	8189	Tristan Cruz	Premier Gym West	Fin:	11.550	13.200	24.750
				D:	3.000	3.800	
				E:	8.650	9.400	
				ND:	-0.100/	/	

2015 Men's JO Finals

Event Results - Multi

May 5-10, 2015

Page: 2

Printed: 5/10/2015 6:03:02 PM

Men / 8 / 12 yrs

Session: 1-8

#1 = 2015 Men's JO Finals: 100%

#2 = 2015 Men's JO Nationals: 100%



Place	Num	Name	Gym		#2	#1	Score
13	8181	Jack Silvestar	Cobb Challengers	Fin:	12.550	12.150	24.700
				D:	3.600	3.600	
				E:	8.950	8.850	
				ND:	/	-0.300/	
14T	8194	Alexander Gaber	Bartlett Acad Of Gym	Fin:	12.250	12.350	24.600
				D:	3.000	3.000	
				E:	9.250	9.350	
				ND:	/	/	
14T	8130	Jack Spurlock	5280 Gym North	Fin:	12.400	12.200	24.600
				D:	3.600	3.000	
				E:	8.800	9.300	
				ND:	/	-0.100/	
16T	8118	Martin Griffin	World Xtreme	Fin:	12.050	12.350	24.400
				D:	3.600	3.600	
				E:	8.750	8.750	
				ND:	-0.300/	/	
16T	8107	Wesley Knudson	Danik Gymnastics	Fin:	12.250	12.150	24.400
				D:	3.000	3.000	
				E:	9.250	9.150	
				ND:	/	/	
16T	8132	Logan Myers	5280 Gym North	Fin:	11.900	12.500	24.400
				D:	3.000	3.200	
				E:	9.000	9.300	
				ND:	-0.100/	/	
16T	8133	Noah Giordano	5280 Gym North	Fin:	12.200	12.200	24.400
				D:	3.000	3.000	
				E:	9.200	9.200	
				ND:	/	/	
20	8188	Andrew Kasper	Premier Gym West	Fin:	11.950	12.300	24.250
				D:	3.000	3.200	
				E:	8.950	9.100	
				ND:	/	/	
21	8171	Adam Kerwin	Metropolitan Gym	Fin:	11.800	12.400	24.200
				D:	3.000	3.000	
				E:	8.800	9.400	
				ND:	/	/	
22	8175	Michael Artlip	HGA/GymMasters	Fin:	12.050	12.000	24.050
				D:	2.800	2.800	
				E:	9.250	9.200	
				ND:	/	/	
23T	8101	Brennan Keogh	Minnesota Valley Gym	Fin:	12.150	11.800	23.950
				D:	3.600	2.800	
				E:	8.550	9.000	
				ND:	/	/	
23T	8106	Jacob Becchetti	Aspire Jr.Sun Devils	Fin:	11.950	12.000	23.950
				D:	2.800	2.800	
				E:	9.150	9.200	
				ND:	/	/	

2015 Men's JO Finals

Event Results - Multi

May 5-10, 2015

Page: 3

Printed: 5/10/2015 6:03:02 PM

Men / 8 / 12 yrs

Session: 1-8

#1 = 2015 Men's JO Finals: 100%

#2 = 2015 Men's JO Nationals: 100%



Place	Num	Name	Gym		#2	#1	Score
25	8127	Brian Hosmer	Michigan Academy	Fin:	11.800	12.000	23.800
				D:	2.800	2.800	
				E:	9.000	9.200	
				ND:	/	/	
26T	8174	Joseph Graham	Cypress Acad Of Gym	Fin:	11.850	11.750	23.600
				D:	3.000	3.000	
				E:	8.950	8.750	
				ND:	-0.100/	/	
26T	8126	Dylan Weiss	Geddert's Twistars	Fin:	11.700	11.900	23.600
				D:	3.000	3.000	
				E:	8.700	8.900	
				ND:	/	/	
28	8168	Benjamin Lightfoot	SCATS Gymnastics	Fin:	12.150	11.400	23.550
				D:	2.800	2.800	
				E:	9.350	8.900	
				ND:	/	-0.300/	
29T	8116	Connor Gallagher	World Cup Gymnastics	Fin:	11.600	11.900	23.500
				D:	2.800	2.800	
				E:	8.800	9.100	
				ND:	/	/	
29T	8173	Kaeson Middleton	Bart Conner Gym Acad	Fin:	11.800	11.700	23.500
				D:	2.800	2.800	
				E:	9.000	8.900	
				ND:	/	/	
31	8165	Ethan Silverman	MHG	Fin:	12.050	11.400	23.450
				D:	2.800	2.800	
				E:	9.250	8.600	
				ND:	/	/	
32	8100	Ryan McMaster	Cahoy's Gym TC	Fin:	12.100	11.150	23.250
				D:	3.600	3.600	
				E:	8.500	7.850	
				ND:	/	-0.300/	
33	8180	Ethan Lee	GGA-Suwanee	Fin:	12.200	10.950	23.150
				D:	3.000	3.000	
				E:	9.200	7.950	
				ND:	/	/	
34	8131	Mark Detrick	5280 Gym North	Fin:	10.750	12.150	22.900
				D:	2.800	3.000	
				E:	7.950	9.150	
				ND:	/	/	
35T	8121	Jason Abreu	Prestige Gym- FL	Fin:	12.250	10.600	22.850
				D:	3.000	2.800	
				E:	9.250	7.900	
				ND:	/	-0.100/	
35T	8166	Dylan West	Scamps Gymnastics	Fin:	11.500	11.350	22.850
				D:	2.800	2.800	
				E:	8.800	8.550	
				ND:	-0.100/	/	

2015 Men's JO Finals

Event Results - Multi

May 5-10, 2015

Page: 4
Printed: 5/10/2015 6:03:02 PM

Men / 8 / 12 yrs

Session: 1-8

#1 = 2015 Men's JO Finals: 100%

#2 = 2015 Men's JO Nationals: 100%



Place	Num	Name	Gym		#2	#1	Score
37	8177	Michael Daly	Monmouth Gym Acad	Fin:	12.050	10.650	22.700
				D:	3.000	3.000	
				E:	9.050	7.950	
				ND:	/	-0.300/	

2015 Men's JO Finals

Event Results - Multi

May 5-10, 2015

Page: 1
Printed: 5/10/2015 6:03:07 PM

Men / 8 / 12 yrs

Session: 1-8

#1 = 2015 Men's JO Finals: 100%

#2 = 2015 Men's JO Nationals: 100%



Place	Num	Name	Gym		#2	#1	Score
1	8177	Michael Daly	Monmouth Gym Acad	Fin:	13.100	13.100	26.200
				D:	3.800	3.800	
				E:	9.300	9.300	
				ND:			
2T	8134	Matthew Travaglini	Gymnastics And More	Fin:	13.100	12.900	26.000
				D:	3.600	3.600	
				E:	9.500	9.300	
				ND:			
2T	8187	Tyler Selvaggi	Buffalo Grove	Fin:	12.900	13.100	26.000
				D:	3.600	3.800	
				E:	9.300	9.300	
				ND:			
4T	8107	Wesley Knudson	Danik Gymnastics	Fin:	13.250	12.650	25.900
				D:	3.900	3.500	
				E:	9.350	9.150	
				ND:			
4T	8194	Alexander Gaber	Bartlett Acad Of Gym	Fin:	12.700	13.200	25.900
				D:	3.900	3.900	
				E:	8.800	9.300	
				ND:			
6T	8120	Juan Gomez	Trousdell Gym CTR	Fin:	12.850	12.950	25.800
				D:	3.500	3.500	
				E:	9.350	9.450	
				ND:			
6T	8129	Ben Roesener	5280 Gym South	Fin:	13.000	12.800	25.800
				D:	3.400	3.400	
				E:	9.600	9.400	
				ND:			
8	8123	Shion Aizawa	Harpeth Gymnastics	Fin:	12.650	12.750	25.400
				D:	3.800	3.800	
				E:	8.850	8.950	
				ND:			
9	8112	Zyler Powers	Paragon Gym	Fin:	12.850	12.500	25.350
				D:	3.400	3.200	
				E:	9.450	9.300	
				ND:			
10T	8113	Donovan Hewitt	Fairland Gymnastics	Fin:	12.850	12.400	25.250
				D:	3.500	3.300	
				E:	9.350	9.100	
				ND:			
10T	8166	Dylan West	Scamps Gymnastics	Fin:	12.550	12.700	25.250
				D:	3.600	3.600	
				E:	8.950	9.100	
				ND:			
12T	8192	Brandon Nyborg	Bartlett Acad Of Gym	Fin:	12.850	12.350	25.200
				D:	3.500	3.300	
				E:	9.350	9.050	
				ND:			

2015 Men's JO Finals

Event Results - Multi

May 5-10, 2015

Page: 2

Printed: 5/10/2015 6:03:07 PM

Men / 8 / 12 yrs

Session: 1-8

#1 = 2015 Men's JO Finals: 100%

#2 = 2015 Men's JO Nationals: 100%



Place	Num	Name	Gym		#2	#1	Score
12T	8135	Max Enis	Sterling Gymnastics	Fin:	12.900	12.300	25.200
				D:	3.800	3.700	
				E:	9.100	8.600	
				ND:			
12T	8188	Andrew Kasper	Premier Gym West	Fin:	12.750	12.450	25.200
				D:	3.500	3.300	
				E:	9.250	9.150	
				ND:			
15T	8127	Brian Hosmer	Michigan Academy	Fin:	13.200	11.950	25.150
				D:	3.900	3.500	
				E:	9.300	8.450	
				ND:			
15T	8173	Kaeson Middleton	Bart Conner Gym Acad	Fin:	12.900	12.250	25.150
				D:	3.600	3.200	
				E:	9.300	9.050	
				ND:			
15T	8189	Tristan Cruz	Premier Gym West	Fin:	12.500	12.650	25.150
				D:	3.200	3.200	
				E:	9.300	9.450	
				ND:			
18	8119	Ray Bridges 3rd	World Xtreme	Fin:	12.700	12.400	25.100
				D:	3.600	3.600	
				E:	9.100	8.800	
				ND:			
19	8185	Ethan Boder	Premier Athletics KN	Fin:	12.700	12.350	25.050
				D:	3.500	3.300	
				E:	9.200	9.050	
				ND:			
20T	8171	Adam Kerwin	Metropolitan Gym	Fin:	12.800	12.100	24.900
				D:	3.300	3.100	
				E:	9.500	9.000	
				ND:			
20T	8174	Joseph Graham	Cypress Acad Of Gym	Fin:	12.500	12.400	24.900
				D:	3.100	3.100	
				E:	9.400	9.300	
				ND:			
22T	8106	Jacob Becchetti	Aspire Jr.Sun Devils	Fin:	12.550	12.250	24.800
				D:	3.400	3.200	
				E:	9.150	9.050	
				ND:			
22T	8130	Jack Spurlock	5280 Gym North	Fin:	12.550	12.250	24.800
				D:	3.600	3.500	
				E:	8.950	8.750	
				ND:			
22T	8132	Logan Myers	5280 Gym North	Fin:	12.350	12.450	24.800
				D:	3.700	3.500	
				E:	8.650	8.950	
				ND:			

2015 Men's JO Finals

Event Results - Multi

May 5-10, 2015

Page: 3

Printed: 5/10/2015 6:03:07 PM

Men / 8 / 12 yrs

Session: 1-8

#1 = 2015 Men's JO Finals: 100%

#2 = 2015 Men's JO Nationals: 100%



Place	Num	Name	Gym		#2	#1	Score
25	8195	Jake Ford	DeVeau's School	Fin:	12.600	12.150	24.750
				D:	3.000	3.000	
				E:	9.600	9.150	
				ND:			
26	8167	Blake Tingzon	Gymnastics Olympica	Fin:	12.100	12.550	24.650
				D:	3.400	3.400	
				E:	8.700	9.150	
				ND:			
27	8131	Mark Detrick	5280 Gym North	Fin:	12.500	12.050	24.550
				D:	3.500	3.500	
				E:	9.000	8.550	
				ND:			
28	8126	Dylan Weiss	Geddert's Twistars	Fin:	12.400	12.050	24.450
				D:	3.300	3.300	
				E:	9.100	8.750	
				ND:			
29	8196	Brandon Lee	Granite State Gym	Fin:	12.900	11.500	24.400
				D:	3.500	3.200	
				E:	9.400	8.300	
				ND:			
30	8175	Michael Artlip	HGA/GymMasters	Fin:	12.400	11.950	24.350
				D:	3.400	3.400	
				E:	9.000	8.550	
				ND:			
31	8178	Jason Potterton	Monmouth Gym Acad	Fin:	12.700	11.500	24.200
				D:	3.500	3.500	
				E:	9.200	8.000	
				ND:			
32	8133	Noah Giordano	5280 Gym North	Fin:	11.450	12.650	24.100
				D:	3.600	3.500	
				E:	7.850	9.150	
				ND:			
33	8182	Davidson Oberste	Gym Force	Fin:	12.600	11.150	23.750
				D:	3.400	3.300	
				E:	9.200	7.850	
				ND:			
34	8116	Connor Gallagher	World Cup Gymnastics	Fin:	11.550	11.700	23.250
				D:	2.700	2.700	
				E:	8.850	9.000	
				ND:			
35	8191	Brandon Snipe	Bartlett Acad Of Gym	Fin:	10.650	12.200	22.850
				D:	3.100	3.500	
				E:	7.550	8.700	
				ND:			
36	8104	Michael Konle	Swiss Turners Gym	Fin:	12.200	10.450	22.650
				D:	2.900	2.600	
				E:	9.300	7.850	
				ND:			

2015 Men's JO Finals

Event Results - Multi

May 5-10, 2015

Page: 1
Printed: 5/10/2015 6:03:12 PM

Men / 8 / 12 yrs

Session: 1-8

#1 = 2015 Men's JO Finals: 100%

#2 = 2015 Men's JO Nationals: 100%



Place	Num	Name	Gym		#2	#1	Score
1	8171	Adam Kerwin	Metropolitan Gym	Fin:	11.950	12.950	24.900
				D:	3.500	3.700	
				E:	8.450	9.250	
				ND:			
2	8132	Logan Myers	5280 Gym North	Fin:	12.400	12.400	24.800
				D:	3.600	3.400	
				E:	8.800	9.000	
				ND:			
3	8107	Wesley Knudson	Danik Gymnastics	Fin:	12.300	12.000	24.300
				D:	3.400	3.200	
				E:	8.900	8.800	
				ND:			
4	8113	Donovan Hewitt	Fairland Gymnastics	Fin:	12.600	11.500	24.100
				D:	3.400	3.100	
				E:	9.200	8.400	
				ND:			
5	8167	Blake Tingzon	Gymnastics Olympica	Fin:	11.950	12.000	23.950
				D:	3.300	3.300	
				E:	8.650	8.700	
				ND:			
6	8170	Evan Young	West Coast Olympia	Fin:	11.750	12.000	23.750
				D:	3.300	3.100	
				E:	8.450	8.900	
				ND:			
7	8133	Noah Giordano	5280 Gym North	Fin:	11.900	11.650	23.550
				D:	3.300	3.100	
				E:	8.600	8.550	
				ND:			
8	8192	Brandon Nyborg	Bartlett Acad Of Gym	Fin:	11.350	11.800	23.150
				D:	2.900	2.900	
				E:	8.450	8.900	
				ND:			
9	8115	Cannon Johnson	US Gymnastics DC	Fin:	11.300	11.800	23.100
				D:	3.300	3.300	
				E:	8.000	8.500	
				ND:			
10T	8104	Michael Konle	Swiss Turners Gym	Fin:	11.550	11.450	23.000
				D:	2.500	2.300	
				E:	9.050	9.150	
				ND:			
10T	8173	Kaeson Middleton	Bart Conner Gym Acad	Fin:	11.000	12.000	23.000
				D:	3.200	3.400	
				E:	7.800	8.600	
				ND:			
12T	8172	Juanito Kresl	Oregon Gym Acad	Fin:	11.100	11.850	22.950
				D:	2.300	2.500	
				E:	8.800	9.350	
				ND:			

2015 Men's JO Finals

Event Results - Multi

May 5-10, 2015

Page: 2

Printed: 5/10/2015 6:03:12 PM

Men / 8 / 12 yrs

Session: 1-8

#1 = 2015 Men's JO Finals: 100%

#2 = 2015 Men's JO Nationals: 100%



Place	Num	Name	Gym		#2	#1	Score
12T	8175	Michael Artlip	HGA/GymMasters	Fin:	11.500	11.450	22.950
				D:	3.100	2.900	
				E:	8.400	8.550	
				ND:			
12T	8177	Michael Daly	Monmouth Gym Acad	Fin:	11.450	11.500	22.950
				D:	2.300	2.300	
				E:	9.150	9.200	
				ND:			
15T	8126	Dylan Weiss	Geddert's Twistars	Fin:	11.350	11.550	22.900
				D:	2.400	2.400	
				E:	8.950	9.150	
				ND:			
15T	8166	Dylan West	Scamps Gymnastics	Fin:	11.550	11.350	22.900
				D:	2.400	2.200	
				E:	9.150	9.150	
				ND:			
17T	8189	Tristan Cruz	Premier Gym West	Fin:	11.250	11.600	22.850
				D:	2.700	2.500	
				E:	8.550	9.100	
				ND:			
17T	8185	Ethan Boder	Premier Athletics KN	Fin:	11.400	11.450	22.850
				D:	2.400	2.400	
				E:	9.000	9.050	
				ND:			
19T	8116	Connor Gallagher	World Cup Gymnastics	Fin:	11.450	11.250	22.700
				D:	2.400	2.200	
				E:	9.050	9.050	
				ND:			
19T	8193	Mark Liebenow	Bartlett Acad Of Gym	Fin:	11.000	11.700	22.700
				D:	2.200	2.400	
				E:	8.800	9.300	
				ND:			
21	8100	Ryan McMaster	Cahoy's Gym TC	Fin:	11.350	11.300	22.650
				D:	3.300	2.800	
				E:	8.050	8.500	
				ND:			
22	8106	Jacob Becchetti	Aspire Jr.Sun Devils	Fin:	11.000	11.550	22.550
				D:	2.500	2.500	
				E:	8.500	9.050	
				ND:			
23	8124	Nicholas Hensley	Harpeth Gymnastics	Fin:	11.150	11.350	22.500
				D:	2.400	2.400	
				E:	8.750	8.950	
				ND:			
24	8191	Brandon Snipe	Bartlett Acad Of Gym	Fin:	11.350	11.100	22.450
				D:	2.900	3.100	
				E:	8.450	8.000	
				ND:			

2015 Men's JO Finals

Event Results - Multi

May 5-10, 2015

Page: 3

Printed: 5/10/2015 6:03:12 PM

Men / 8 / 12 yrs

Session: 1-8

#1 = 2015 Men's JO Finals: 100%

#2 = 2015 Men's JO Nationals: 100%



Place	Num	Name	Gym		#2	#1	Score
25	8120	Juan Gomez	Trousdell Gym CTR	Fin:	11.250	11.150	22.400
				D:	2.300	2.300	
				E:	8.950	8.850	
				ND:			
26	8119	Ray Bridges 3rd	World Xtreme	Fin:	10.650	11.700	22.350
				D:	3.100	2.900	
				E:	7.550	8.800	
				ND:			
27T	8131	Mark Detrick	5280 Gym North	Fin:	11.850	10.450	22.300
				D:	3.300	3.300	
				E:	8.550	7.150	
				ND:			
27T	8186	Zachary English	Palmetto Gymnastics	Fin:	11.050	11.250	22.300
				D:	2.200	2.200	
				E:	8.850	9.050	
				ND:			
29	8122	Michael Kelly	Foothill Gym	Fin:	10.950	11.250	22.200
				D:	2.200	2.200	
				E:	8.750	9.050	
				ND:			
30	8194	Alexander Gaber	Bartlett Acad Of Gym	Fin:	10.650	11.500	22.150
				D:	3.500	3.300	
				E:	7.150	8.200	
				ND:			
31	8130	Jack Spurlock	5280 Gym North	Fin:	10.650	11.250	21.900
				D:	2.600	3.600	
				E:	8.050	7.650	
				ND:			
32T	8188	Andrew Kasper	Premier Gym West	Fin:	10.950	10.850	21.800
				D:	2.400	2.200	
				E:	8.550	8.650	
				ND:			
32T	8196	Brandon Lee	Granite State Gym	Fin:	11.100	10.700	21.800
				D:	2.900	2.900	
				E:	8.200	7.800	
				ND:			
34T	8135	Max Enis	Sterling Gymnastics	Fin:	10.250	11.350	21.600
				D:	2.300	2.300	
				E:	7.950	9.050	
				ND:			
34T	8127	Brian Hosmer	Michigan Academy	Fin:	11.150	10.450	21.600
				D:	3.600	2.500	
				E:	7.550	7.950	
				ND:			
34T	8174	Joseph Graham	Cypress Acad Of Gym	Fin:	10.900	10.700	21.600
				D:	2.300	2.300	
				E:	8.600	8.400	
				ND:			